



County of Riverside

TREASURER-TAX COLLECTOR'S
POOLED INVESTMENT FUND
OCTOBER 2025 REPORT

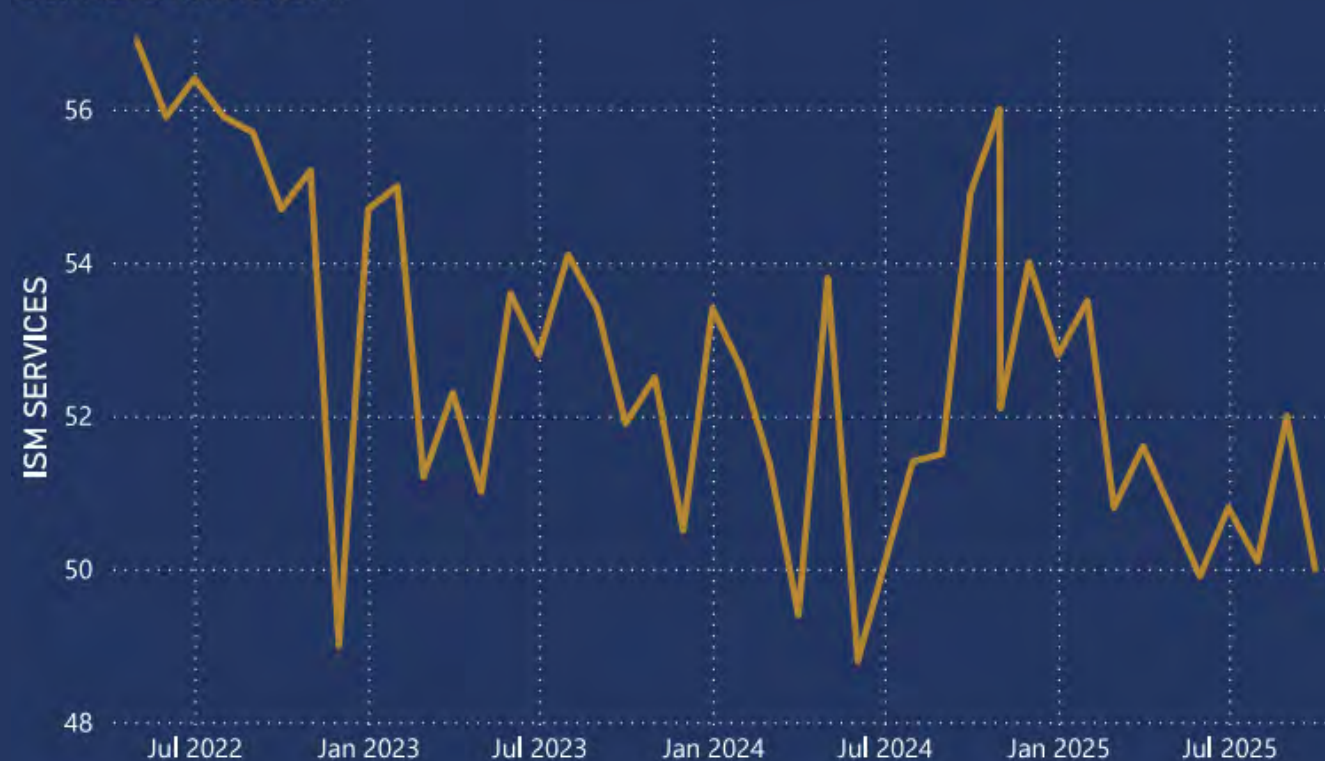


The 'No Economic Data' Month

Investors were left to discern future market trends without the benefit of major economic reports in October. No U.S. government economic data was released due to the federal shutdown which spanned the entire month. Funding ended on September 30, 2025 and by October 31, funding had not yet been restored. The Bureau of Labor Statistics October jobs report was canceled completely because there was no way to collect the necessary household survey data.

Market participants only had the benefit of private corporation reports to monitor labor health and economic growth. Early in the month, ADP posted a loss of 32,000 jobs indicating job growth lost momentum. While not always aligned with non-farm payroll data, the ADP number tracks the direction of payrolls reasonably well. The Institute for Supply Management showed a slight uptick for its Manufacturing indicator, increasing from 48.7 to 49.0 while more importantly, its Services indicator dropped slightly, from 52.0 to 50.0.

Services Index (ISM)



One surprisingly positive release was the National Association of Home Builders' Housing Market Index, rising from 33 to 37. By comparison, 46 is the average over the prior 20 years. A slight down-tick in home mortgage rates over the last few months seems to have helped motivate home buyers. Here in Riverside County, existing home sales jumped 11.2% in the prior month. Prices remained relatively stagnant at \$624,000, but attractive compared to the California median of \$883,640.

Riverside County Median Home Price



The Federal Reserve reacted to cooling trends and cut the Fed Funds Rate at its October 29th FOMC meeting. This brings the rate range down to 3.75% - 4.00%, with money market instruments yielding around 3.85% at month-end. Futures contracts indicate expectations of further cuts by the Fed waned over the month, with traders in disagreement as to what the Fed will do on December 10th, when the Fed votes next. In Treasury trading, the 2-year note began the month at a yield of 3.54% and ending at 3.58%. The 5-year note began the month at a yield of 3.67% and ended at 3.69%. Stocks rose with the Dow Jones Industrial Average starting at 46,500 and ending at 47,500



INVESTMENT RESULTS

Objective

The Fund seeks to safeguard the principal of the funds under the Treasurer's control, meet the liquidity needs of the depositors, and to maximize a return on the funds within the given parameters. The Fund invests exclusively in high-quality, short-term securities maturing within 5 years. The Fund is comprised of contributions from the county, schools, special districts, and other discretionary depositors throughout the County of Riverside. The Fund is in full compliance with the Treasurer-Tax Collector Statement of Policy and California Government Code.

\$14.77bn
Market Value

\$ 14.70bn
Principal

\$ 69.91M
Unrealized Gain/Loss

0.48
Unrealized Gain/Loss %

3.93
YTM %


1.45
WAM (Yrs)

Rated AA Af/S1 by Fitch Ratings, one of the nation's most trusted bond credit rating services.

Historical Fund Size



Purchase Yield vs TIMMI Index





Federal Home Loan Banks

2,414,441,158.40

Federal Home Loan Mortgage Corporation

2,227,855,117.46

United States Department of The Treasury

1,765,399,491.53

Federal National Mortgage Association

1,745,180,142.65

Federal Farm Credit Banks Funding Corporat...

1,548,115,153.39

BONY

840,000,000.00

National Securities Clearing Corporation

574,736,483.34

Royal Bank of Canada New York Branch

548,925,000.00

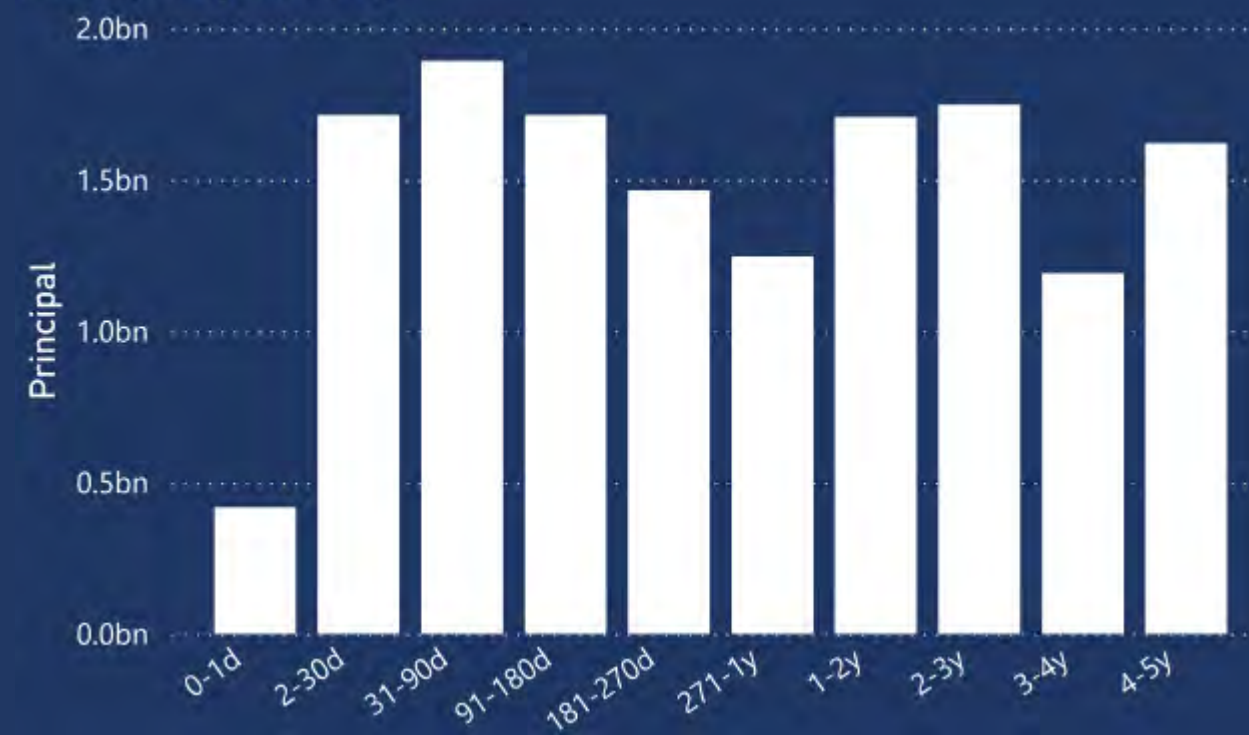
Private Export Funding Corporation

482,652,070.83

Svenska Handelsbanken AB (publ)

370,000,000.00

Principal by Maturity



Cash Flows

Month-Year	Projected Receipts	Projected Maturities	Projected Payments	Net Cash
Nov-25	2,310,713,064.85	1,960,394,125.34	1,898,142,561.71	2,372,964,628.48
Dec-25	4,881,965,151.65	410,088,218.49	2,946,630,173.45	2,345,423,196.69
Jan-26	2,392,193,435.89	1,708,130,119.87	4,018,725,820.10	81,597,735.66
Feb-26	2,261,460,049.45	832,287,000.18	2,651,870,781.06	441,876,268.57
Mar-26	3,870,232,060.80	525,054,835.14	2,705,207,128.96	1,690,079,766.98
Apr-26	4,581,850,351.16	153,366,118.68	3,818,208,852.95	917,007,616.88
May-26	1,418,410,086.58	960,254,979.80	2,906,956,488.14	-528,291,421.76
Jun-26	2,007,976,363.45	128,752,734.38	2,142,070,979.35	-5,341,881.52
Jul-26	962,081,118.65	373,638,640.12	2,457,489,509.58	-1,121,769,750.81
Aug-26	1,320,079,187.43	456,946,272.62	1,760,677,804.44	16,347,655.61
Sep-26	1,801,447,468.42	268,565,953.12	1,581,578,414.83	488,435,006.71
Oct-26	2,061,594,726.18	511,326,317.48	1,891,493,182.82	681,427,860.84
Total	29,870,003,064.51	8,288,805,315.22	30,779,051,697.40	7,379,756,682.33

Holdings Summary

Category	Principal	WAM	YTM
Agency	7,985,583,021.90	2.30	3.88
CD	1,220,000,000.00	0.21	4.20
Corporate	486,715,912.43	1.35	4.22
CP	1,723,610,191.40	0.25	4.09
MM Fund	273,222,000.03	0.00	3.98
Muni	85,400,380.00	0.90	4.38
Mutual Fund	143,000,000.00	0.00	4.17
Non-US Gov	178,448,240.00	1.75	4.66
Repo	840,000,000.00	0.01	4.20
US Gov	1,765,399,491.53	0.66	3.51
Total	14,701,379,237.29	1.45	3.93



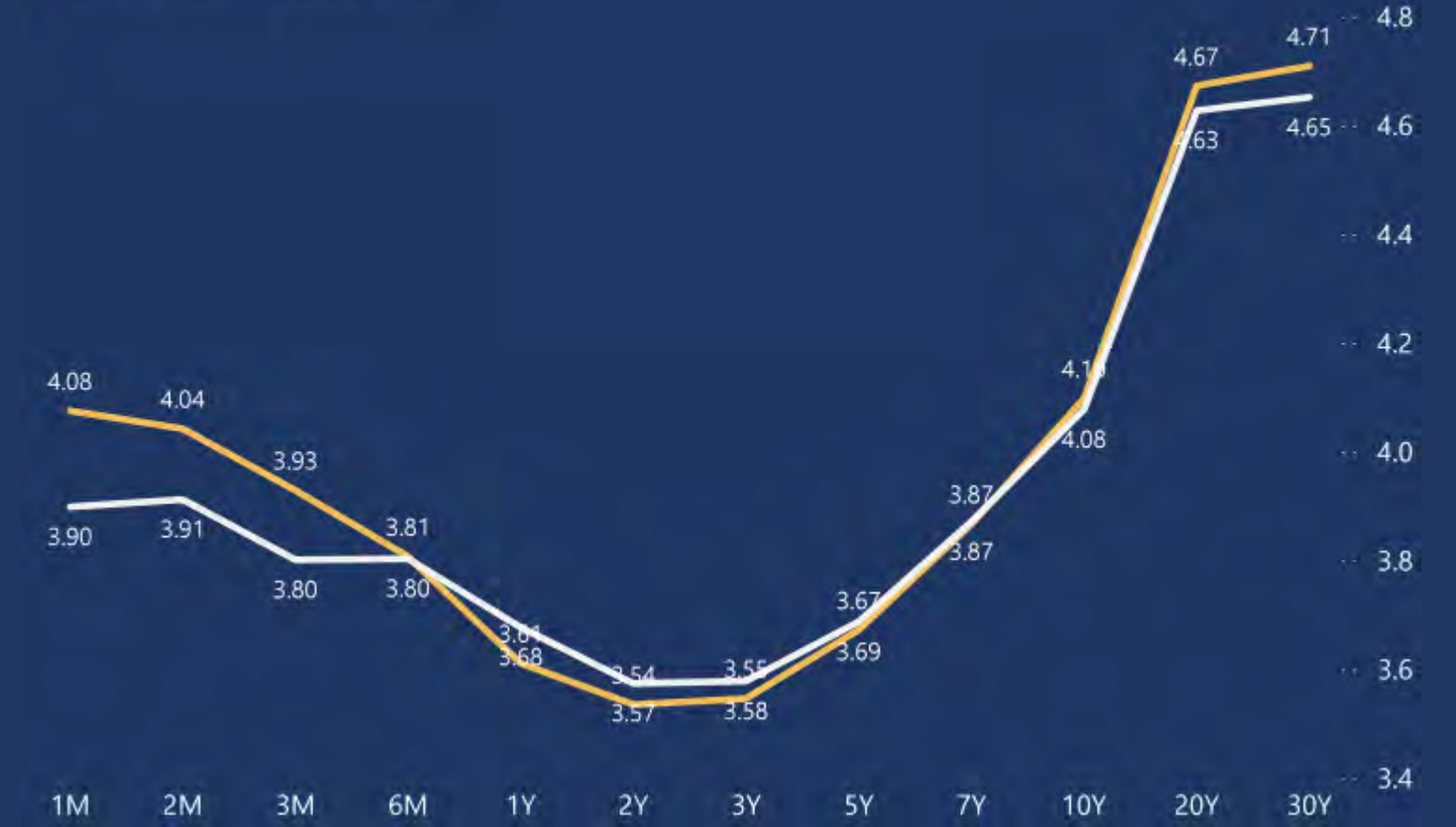
Treasury Rates

● FED TARGET RATE ● 3-MO UST ● 2-YR UST



US Treasury Yield Curve

● Start of Month ● End of Month



Implied Fed Funds Rate and Rate Change

● Start of Month ● End of the Month ● Rate Cuts/Hikes





ECONOMICS

U.S. Unemployment Rates (%)

August			
2024	4.20	5.40	6.00
Year	United States	California	Riverside County

August			
2025	4.30	5.50	6.10
Year	United States	California	Riverside County

Riverside MSA Nonfarm Payroll (%Change)



Initial Jobless Claims by Month-Year



COMPLIANCE STATEMENT

The Treasurer's Pooled Investment Fund was in full compliance with the County of Riverside Treasurer's Statement of Investment Policy. The County's Statement of Investment Policy is more restrictive than California State Government Code 53646. The County's Investment Policy is reviewed annually by the County of Riverside's Oversight Committee and approved by the Board of Supervisors.

Since its inception, the Treasurer's Pooled Investment Fund has been in full compliance with the Treasurer's Statement of Investment Policy.

Investment Category	Gov. Authorized % Limit	Gov. Code Maximum Maturity	Gov. Ratings	Co. Authorized % Limit	Co. Maximum Maturity	Co. Ratings	Pool Principal %
U.S. TREASURIES	NO LIMIT	5 YEARS	NA	100%	5 YEARS	NA	12.01%
REVERSE REPOS	20%	92 DAYS	NA	10%	60 DAYS	NA	
REPURCHASE AGREEMENTS (REPO)	NO LIMIT	1 YEARS	NA	40% max, 25% in term repo over 7 days	45 DAYS	NA	5.71%
NEGOTIABLE CERTIFICATE OF DEPOSITS & COLLATERALIZED TIME DEPOSITS (NCD & TCD)	30%	5 YEARS	NA	20%	2 YEAR	A1/P1/F1	8.30%
MUNICIPAL BONDS (MUNI)	NO LIMIT	5 YEARS	NA	15%	5 YEARS	AA-/Aa3/AA-	0.58%
MONEY MARKET MUTUAL FUNDS (MMF)	20%	60 DAYS (1)	AAA/Aaa (2)	20%	DAILY LIQUIDITY	AAA by 2 Of 3 RATINGS AGC.	1.86%
MEDIUM TERM NOTES (MTNO) CORPORATE NOTES	30%	5 YEARS	A	20%	4 YEARS	A/A2/A	3.31%
LOCAL AGENCY OBLIGATIONS (LAO)	NO LIMIT	5 YEARS	NA	2.5%	3 YEARS	INVESTMENT GRADE	
LOCAL AGENCY INVESTMENT FUND (LAIF)	NA	NA	NA	Max \$50 million	DAILY LIQUIDITY	NA	
INT'L BANK FOR RECONSTRUCTION AND DEVELOPMENT, INT'L FINANCE CORPORATION, AND INTER-AMERICAN DEVELOPMENT BANK	NA	NA	NA	20%	5 YEARS	AA/Aa/AA	1.21%
FEDERAL AGENCIES	NO LIMIT	5 YEARS	AAA	100%	5 YEARS	NA	54.32%
COMMERCIAL PAPER (CP)	40%	270 DAYS	A1/P1	40%	270 DAYS	A1/P1/F1	11.72%
CASH/DEPOSIT ACCOUNT	NA	NA	NA	NA	NA	NA	
Total							100.00%





INVESTMENT TEAM

The sound investment of public funds, fair, efficient tax collection, and exceptional public service

Matthew Jennings
Treasurer-Tax Collector

Giovane Pizano

Assistant Treasurer-Tax Collector

John Byerly

Chief Investment Officer

Steve Faeth

Senior Investment Officer

Isela Licea

Investment Officer



The sound investment of public funds, fair, efficient tax collection, and exceptional public service

COUNTY OF RIVERSIDE
TREASURER-TAX COLLECTOR
CAPITAL MARKETS
COUNTY ADMINISTRATIVE CENTER
4080 LEMON STREET, 4TH FLOOR,
RIVERSIDE, CA 92501



<https://countytreasurer.org/>



<https://www.facebook.com/profile.php?id=61551938128471>



<https://instagram.com/rivcotte>



rcttc@rivco.org



SCAN QR CODE TO
Explore our Website



Jessica Roberson

Content Creator



Paola Vertiz

Managing Editor



gency
AGCY BOND

Cusip	Description	Yield	Market Price	Final Maturity	Par Value	Book Value	Market Value	Principal	Net Unrealized Gain/Loss
3130B7SY1	FEDERAL HOME LOAN BANKS	3.750	99.0284	09/30/2030	25,000,000.00	25,000,000.00	24,757,100.00	25,000,000.00	(242,900.00)
3133ETVA2	FEDERAL FARM CREDIT BANKS FUNDING CORP	4.553	99.9247	08/26/2030	25,000,000.00	24,975,917.31	24,981,175.00	24,975,000.00	6,175.00
3134HBA50	FEDERAL HOME LOAN MORTGAGE CORP	4.476	100.1353	07/23/2030	10,000,000.00	10,005,297.87	10,013,530.00	10,009,000.00	4,530.00
3133ETLF2	FEDERAL FARM CREDIT BANKS FUNDING CORP	4.390	100.5206	06/17/2030	25,000,000.00	25,000,000.00	25,130,150.00	25,000,000.00	130,150.00
3130B6SF4	FEDERAL HOME LOAN BANKS	4.125	100.3307	06/14/2030	10,000,000.00	10,000,000.00	10,033,070.00	10,000,000.00	33,070.00
3133ETDZ7	FEDERAL FARM CREDIT BANKS FUNDING CORP	4.590	100.1027	04/22/2030	10,000,000.00	10,000,000.00	10,010,270.00	10,000,000.00	10,270.00
3130B85U2	FEDERAL HOME LOAN BANKS	4.000	99.5749	04/16/2030	15,000,000.00	15,000,000.00	14,936,235.00	15,000,000.00	(63,765.00)
3136GAFB0	FEDERAL NATIONAL MORTGAGE ASSOCIATION	4.556	99.9975	04/09/2030	25,000,000.00	24,944,550.93	24,999,375.00	24,937,500.00	61,875.00
3133ERJ28	FEDERAL FARM CREDIT BANKS FUNDING CORP	4.760	100.0698	12/10/2029	15,000,000.00	15,000,000.00	15,010,470.00	15,000,000.00	10,470.00
31424WRN4	FEDERAL AGRICULTURAL MORTGAGE CORP	4.653	100.5469	11/27/2029	15,000,000.00	14,993,037.32	15,082,035.00	14,991,450.00	90,585.00
31424WRG9	FEDERAL AGRICULTURAL MORTGAGE CORP	4.550	101.1313	11/26/2029	20,000,000.00	20,000,000.00	20,226,260.00	20,000,000.00	226,260.00
3130B3LE1	FEDERAL HOME LOAN BANKS	4.420	100.7016	11/05/2029	15,000,000.00	15,000,000.00	15,105,240.00	15,000,000.00	105,240.00
3133EK4C7	FEDERAL FARM CREDIT BANKS FUNDING CORP	4.347	93.8796	10/29/2029	15,000,000.00	13,838,366.54	14,081,940.00	13,549,950.00	531,990.00
3130B7RM8	FEDERAL HOME LOAN BANKS	4.100	99.7199	09/26/2029	15,000,000.00	15,000,000.00	14,957,985.00	15,000,000.00	(42,015.00)
3133ETZB6	FEDERAL FARM CREDIT BANKS FUNDING CORP	4.010	99.6924	09/24/2029	50,000,000.00	50,000,000.00	49,846,200.00	50,000,000.00	(153,800.00)
3133ETXW2	FEDERAL FARM CREDIT BANKS FUNDING CORP	4.190	99.8069	09/17/2029	25,000,000.00	25,000,000.00	24,951,725.00	25,000,000.00	(48,275.00)
3133ETXW2	FEDERAL FARM CREDIT BANKS FUNDING CORP	4.190	99.8069	09/17/2029	25,000,000.00	25,000,000.00	24,951,725.00	25,000,000.00	(48,275.00)
3133ERPS4	FEDERAL FARM CREDIT BANKS FUNDING CORP	3.732	100.1080	08/15/2029	10,000,000.00	10,006,134.89	10,010,800.00	10,008,100.00	2,700.00
3130B2HC2	FEDERAL HOME LOAN BANKS	4.200	99.9640	08/13/2029	20,000,000.00	20,000,000.00	19,992,800.00	20,000,000.00	(7,200.00)
3130B25S0	FEDERAL HOME LOAN BANKS	4.710	100.5147	07/30/2029	15,000,000.00	15,000,000.00	15,077,205.00	15,000,000.00	77,205.00
3130B6J49	FEDERAL HOME LOAN BANKS	4.150	100.2505	05/21/2029	15,000,000.00	15,000,000.00	15,037,575.00	15,000,000.00	37,575.00
3133ETEX1	FEDERAL FARM CREDIT BANKS FUNDING CORP	4.440	100.1177	04/30/2029	10,000,000.00	10,000,000.00	10,011,770.00	10,000,000.00	11,770.00
3136GAZA0	FEDERAL NATIONAL MORTGAGE ASSOCIATION	4.000	99.7591	04/24/2029	25,000,000.00	25,000,000.00	24,939,775.00	25,000,000.00	(60,225.00)
3130B0TF6	FEDERAL HOME LOAN BANKS	4.750	101.2790	04/09/2029	10,000,000.00	10,000,000.00	10,127,900.00	10,000,000.00	127,900.00
3133ETBK2	FEDERAL FARM CREDIT BANKS FUNDING CORP	4.580	100.1793	04/02/2029	25,000,000.00	25,000,000.00	25,044,825.00	25,000,000.00	44,825.00
3133ETBK2	FEDERAL FARM CREDIT BANKS FUNDING CORP	4.501	100.1793	04/02/2029	16,000,000.00	16,005,024.79	16,028,688.00	16,012,000.00	16,688.00
3133ER6T3	FEDERAL FARM CREDIT BANKS FUNDING CORP	4.535	100.0882	03/12/2029	25,000,000.00	24,988,452.26	25,022,050.00	24,986,250.00	35,800.00
3130B7QH0	FEDERAL HOME LOAN BANKS	4.000	99.7324	03/12/2029	25,000,000.00	25,000,000.00	24,933,100.00	25,000,000.00	(66,900.00)
3133ER5D9	FEDERAL FARM CREDIT BANKS FUNDING CORP	4.490	100.6185	03/05/2029	10,000,000.00	10,000,000.00	10,061,850.00	10,000,000.00	61,850.00
3133ER5H0	FEDERAL FARM CREDIT BANKS FUNDING CORP	4.700	100.2103	03/05/2029	10,000,000.00	10,000,000.00	10,021,030.00	10,000,000.00	21,030.00
3133ER3L3	FEDERAL FARM CREDIT BANKS FUNDING CORP	4.731	100.1555	02/13/2029	10,000,000.00	9,987,577.64	10,015,550.00	9,985,000.00	30,550.00
3130AYRY4	FEDERAL HOME LOAN BANKS	4.625	100.1674	02/02/2029	10,000,000.00	10,000,000.00	10,016,740.00	10,000,000.00	16,740.00
3130B4ND9	FEDERAL HOME LOAN BANKS	5.000	100.2125	01/30/2029	24,780,000.00	24,780,000.00	24,832,657.50	24,780,000.00	52,657.50
3133ERF48	FEDERAL FARM CREDIT BANKS FUNDING CORP	4.785	100.0737	12/04/2028	10,375,000.00	10,370,590.45	10,382,646.38	10,369,293.75	13,352.63
3130B3LA9	FEDERAL HOME LOAN BANKS	4.428	100.3388	11/06/2028	15,000,000.00	15,000,000.00	15,050,820.00	15,000,000.00	50,820.00
3130AXQC5	FEDERAL HOME LOAN BANKS	5.210	101.3064	11/03/2028	25,000,000.00	25,000,000.00	25,326,600.00	25,000,000.00	326,600.00
3133ETN29	FEDERAL FARM CREDIT BANKS FUNDING CORP	4.468	99.9991	10/27/2028	25,000,000.00	25,000,000.00	24,999,775.00	25,000,000.00	(225.00)
3130AXL48	FEDERAL HOME LOAN BANKS	5.300	101.3643	10/20/2028	40,000,000.00	40,000,000.00	40,545,720.00	40,000,000.00	545,720.00
3133ETJ40	FEDERAL FARM CREDIT BANKS FUNDING CORP	4.513	99.9984	10/20/2028	15,000,000.00	15,000,000.00	14,999,760.00	15,000,000.00	(240.00)
3134HBZ61	FEDERAL HOME LOAN MORTGAGE CORP	4.000	99.9459	10/20/2028	23,000,000.00	23,000,000.00	22,987,557.00	23,000,000.00	(12,443.00)
3134HBY39	FEDERAL HOME LOAN MORTGAGE CORP	4.000	99.8343	10/17/2028	25,000,000.00	25,000,000.00	24,958,575.00	25,000,000.00	(41,425.00)
3130B5VA3	FEDERAL HOME LOAN BANKS	4.000	100.0077	10/16/2028	10,000,000.00	10,000,000.00	10,000,770.00	10,000,000.00	770.00
3133ETH42	FEDERAL FARM CREDIT BANKS FUNDING CORP	3.840	99.6967	10/16/2028	25,000,000.00	25,000,000.00	24,924,175.00	25,000,000.00	(75,825.00)
3133ETF28	FEDERAL FARM CREDIT BANKS FUNDING CORP	4.360	99.9979	10/13/2028	25,000,000.00	25,000,000.00	24,999,475.00	25,000,000.00	(525.00)
3133ETF28	FEDERAL FARM CREDIT BANKS FUNDING CORP	4.360	99.9979	10/13/2028	25,000,000.00	25,000,000.00	24,999,475.00	25,000,000.00	(525.00)
3133EPWM3	FEDERAL FARM CREDIT BANKS FUNDING CORP	5.040	101.0333	09/22/2028	25,000,000.00	25,000,000.00	25,258,325.00	25,000,000.00	258,325.00
3136GAT58	FEDERAL NATIONAL MORTGAGE ASSOCIATION	4.000	99.8084	09/12/2028	15,000,000.00	15,000,000.00	14,971,260.00	15,000,000.00	(28,740.00)
3133ETXG7	FEDERAL FARM CREDIT BANKS FUNDING CORP	4.626	100.0106	09/11/2028	10,000,000.00	10,000,000.00	10,001,060.00	10,000,000.00	1,060.00
3130AWTR1	FEDERAL HOME LOAN BANKS	4.346	101.9410	09/08/2028	5,000,000.00	5,003,479.04	5,097,050.00	5,006,100.00	90,950.00
3134HAHE6	FEDERAL HOME LOAN MORTGAGE CORP	4.481	100.0421	08/28/2028	25,000,000.00	25,000,000.00	25,010,525.00	25,000,000.00	10,525.00
3133ETTD9	FEDERAL FARM CREDIT BANKS FUNDING CORP	3.857	99.9421	08/18/2028	9,375,000.00	9,368,449.90	9,369,571.88	9,367,968.75	1,603.13
3133ETTC1	FEDERAL FARM CREDIT BANKS FUNDING CORP	4.080	99.9928	08/14/2028	25,000,000.00	25,000,000.00	24,998,200.00	25,000,000.00	(1,800.00)
3133ETTC1	FEDERAL FARM CREDIT BANKS FUNDING CORP	4.080	99.9928	08/14/2028	25,000,000.00	25,000,000.00	24,998,200.00	25,000,000.00	(1,800.00)
3133ETTC1	FEDERAL FARM CREDIT BANKS FUNDING CORP	4.080	99.9928	08/14/2028	25,000,000.00	25,000,000.00	24,998,200.00	25,000,000.00	(1,800.00)
3134HA4S9	FEDERAL HOME LOAN MORTGAGE CORP	4.550	100.5385	07/28/2028	3,250,000.00	3,250,000.00	3,267,501.25	3,250,000.00	17,501.25
3133ETRC3	FEDERAL FARM CREDIT BANKS FUNDING CORP	4.230	100.1727	07/28/2028	25,000,000.00	25,000,000.00	25,043,175.00	25,000,000.00	43,175.00
3133ETRC3	FEDERAL FARM CREDIT BANKS FUNDING CORP	4.230	100.1727	07/28/2028	25,000,000.00	25,000,000.00	25,043,175.00	25,000,000.00	43,175.00
3130B23Z6	FEDERAL HOME LOAN BANKS	4.650	100.5986	07/24/2028	15,000,000.00	15,000,000.00	15,089,790.00	15,000,000.00	89,790.00
3133ETPR2	FEDERAL FARM CREDIT BANKS FUNDING CORP	4.000	100.2799	07/14/2028	15,000,000.00	15,000,000.00	15,041,985.00	15,000,000.00	41,985.00
3130AWC24	FEDERAL HOME LOAN BANKS	3.987	100.7879	06/09/2028	10,000,000.00	10,002,859.28	10,078,790.00	10,005,460.00	73,330.00
3133ETJU2	FEDERAL FARM CREDIT BANKS FUNDING CORP	4.079	100.3815	06/02/2028	25,000,000.00	25,000,000.00	25,095,375.00	25,000,000.00	95,375.00
3134HBUB5	FEDERAL HOME LOAN MORTGAGE CORP	4.400	100.2501	05/26/2028	20,000,000.00	20,000,000.00	20,050,020.00	20,000,000.00	50,020.00
3130B6L38	FEDERAL HOME LOAN BANKS	4.600	100.0419	05/24/2028	20,000,000.00	20,000,000.00	20,008,380.00	20,000,000.00	8,380.00
3136GAHG7	FEDERAL NATIONAL MORTGAGE ASSOCIATION	4.440	100.2705	05/22/2028	20,000,000.00	20,000,000.00	20,054,100.00	20,000,000.00	54,100.00
3133EPGW9	FEDERAL FARM CREDIT BANKS FUNDING CORP	3.784	100.5082	04/25/2028	10,000,000.00	10,020,430.87	10,050,820.00	10,041,200.00	9,620.00
3130BOPN3	FEDERAL HOME LOAN BANKS	4.780	100.3788	04/06/2028	20,000,000.00	20,000,000.00	20,075,760.00	20,000,000.00	75,760.00
3136GAC31	FEDERAL NATIONAL MORTGAGE ASSOCIATION	4.630	100.2173	02/25/2028	20,000,000.00	20,000,000.00	20,043,460.00	20,000,000.00	43,460.00
3130B6J64	FEDERAL HOME LOAN BANKS	4.302	100.1141	02/23/2028	10,000,000.00	10,000,000.00	10,011,410.00	10,000,000.00	11,410.00

3133ER3X7	FEDERAL FARM CREDIT BANKS FUNDING CORP	4.530	99.9659	02/11/2028	10,000,000.00	10,000,000.00	9,996,590.00	10,000,000.00	(3,410.00)
3133ER3X7	FEDERAL FARM CREDIT BANKS FUNDING CORP	4.530	99.9659	02/11/2028	25,000,000.00	25,000,000.00	24,991,475.00	25,000,000.00	(8,525.00)
3130B4TP6	FEDERAL HOME LOAN BANKS	4.550	100.1643	02/10/2028	10,000,000.00	10,000,000.00	10,016,430.00	10,000,000.00	16,430.00
3130AYVC7	FEDERAL HOME LOAN BANKS	4.625	100.1821	02/09/2028	10,000,000.00	10,000,000.00	10,018,210.00	10,000,000.00	18,210.00
3134GYG97	FEDERAL HOME LOAN MORTGAGE CORP	4.180	100.0032	02/07/2028	25,000,000.00	25,000,000.00	25,000,800.00	25,000,000.00	800.00
3133ERZ20	FEDERAL FARM CREDIT BANKS FUNDING CORP	4.635	100.1708	01/28/2028	25,000,000.00	24,997,198.63	25,042,700.00	24,996,250.00	46,450.00
3133ERZ20	FEDERAL FARM CREDIT BANKS FUNDING CORP	4.630	100.1708	01/28/2028	6,750,000.00	6,750,000.00	6,761,529.00	6,750,000.00	11,529.00
3133ERW31	FEDERAL FARM CREDIT BANKS FUNDING CORP	4.429	100.7555	01/27/2028	25,000,000.00	25,000,000.00	25,188,875.00	25,000,000.00	188,875.00
3133EN5N6	FEDERAL FARM CREDIT BANKS FUNDING CORP	4.000	100.7041	01/06/2028	25,000,000.00	25,000,000.00	25,176,025.00	25,000,000.00	176,025.00
3133EN5N6	FEDERAL FARM CREDIT BANKS FUNDING CORP	3.713	100.7041	01/06/2028	20,000,000.00	20,113,348.28	20,140,820.00	20,256,600.00	(115,780.00)
3133EN5N6	FEDERAL FARM CREDIT BANKS FUNDING CORP	3.757	100.7041	01/06/2028	18,000,000.00	18,085,920.27	18,126,738.00	18,194,400.00	(67,662.00)
3133EN5N6	FEDERAL FARM CREDIT BANKS FUNDING CORP	3.530	100.7041	01/06/2028	10,000,000.00	10,093,235.60	10,070,410.00	10,210,600.00	(140,190.00)
3130B42Y6	FEDERAL HOME LOAN BANKS	4.500	100.0867	12/23/2027	10,000,000.00	10,000,000.00	10,008,670.00	10,000,000.00	8,670.00
3133ERK26	FEDERAL FARM CREDIT BANKS FUNDING CORP	4.460	100.0697	12/16/2027	10,000,000.00	10,000,000.00	10,006,970.00	10,000,000.00	6,970.00
3130ATUS4	FEDERAL HOME LOAN BANKS	3.796	101.1841	12/10/2027	25,000,000.00	25,215,121.85	25,296,025.00	25,510,250.00	(214,225.00)
3130ATUS4	FEDERAL HOME LOAN BANKS	4.002	101.1841	12/10/2027	50,000,000.00	50,233,101.80	50,592,050.00	50,548,350.00	43,700.00
3130ATUS4	FEDERAL HOME LOAN BANKS	4.036	101.1841	12/10/2027	15,000,000.00	15,060,214.23	15,177,615.00	15,141,570.00	36,045.00
3133ERE23	FEDERAL FARM CREDIT BANKS FUNDING CORP	4.356	100.5119	12/02/2027	10,000,000.00	9,993,050.23	10,051,190.00	9,990,000.00	61,190.00
3134HAF40	FEDERAL HOME LOAN MORTGAGE CORP	4.700	100.0520	11/26/2027	25,000,000.00	25,000,000.00	25,013,000.00	25,000,000.00	13,000.00
3133ERZS3	FEDERAL FARM CREDIT BANKS FUNDING CORP	4.550	100.0166	11/12/2027	10,000,000.00	10,000,000.00	10,001,660.00	10,000,000.00	1,660.00
3133ERZS3	FEDERAL FARM CREDIT BANKS FUNDING CORP	4.613	100.0166	11/12/2027	15,000,000.00	14,982,122.01	15,002,490.00	14,973,750.00	28,740.00
3133ERZS3	FEDERAL FARM CREDIT BANKS FUNDING CORP	4.567	100.0166	11/12/2027	25,000,000.00	24,991,236.99	25,004,150.00	24,987,500.00	16,650.00
3135GAYP0	FEDERAL NATIONAL MORTGAGE ASSOCIATION	4.605	99.9924	11/03/2027	10,000,000.00	9,980,524.77	9,999,240.00	9,971,000.00	28,240.00
3133ENW63	FEDERAL FARM CREDIT BANKS FUNDING CORP	4.284	100.9499	10/27/2027	5,000,000.00	5,008,040.12	5,047,495.00	5,020,250.00	27,245.00
3133ENW63	FEDERAL FARM CREDIT BANKS FUNDING CORP	4.195	100.9499	10/27/2027	3,715,000.00	3,726,865.61	3,750,288.79	3,744,868.60	5,420.19
3133ENW63	FEDERAL FARM CREDIT BANKS FUNDING CORP	4.252	100.9499	10/27/2027	15,000,000.00	15,032,762.36	15,142,485.00	15,082,290.00	60,195.00
3133ERXY2	FEDERAL FARM CREDIT BANKS FUNDING CORP	4.000	100.0157	10/21/2027	20,000,000.00	20,000,000.00	20,003,140.00	20,000,000.00	3,140.00
3133ERXY2	FEDERAL FARM CREDIT BANKS FUNDING CORP	4.000	100.0157	10/21/2027	10,000,000.00	10,000,000.00	10,001,570.00	10,000,000.00	1,570.00
3134HAQA4	FEDERAL HOME LOAN MORTGAGE CORP	4.290	99.9226	10/08/2027	23,750,000.00	23,608,302.82	23,731,617.50	23,536,250.00	195,367.50
3130BSUE6	FEDERAL HOME LOAN BANKS	4.093	99.9240	10/08/2027	15,000,000.00	14,974,481.93	14,988,600.00	14,967,000.00	21,600.00
3130B82H4	FEDERAL HOME LOAN BANKS	4.050	99.9639	10/08/2027	15,000,000.00	15,000,000.00	14,994,585.00	15,000,000.00	(5,415.00)
3133EPH81	FEDERAL FARM CREDIT BANKS FUNDING CORP	4.500	101.5253	10/04/2027	25,000,000.00	25,000,752.14	25,381,325.00	25,001,500.00	379,825.00
3130AXEN4	FEDERAL HOME LOAN BANKS	4.779	102.0614	09/29/2027	15,000,000.00	15,005,367.04	15,309,210.00	15,011,250.00	297,960.00
3133ENL99	FEDERAL FARM CREDIT BANKS FUNDING CORP	3.467	99.4725	09/15/2027	10,000,000.00	9,984,327.66	9,947,250.00	9,958,100.00	(10,850.00)
3133ENL99	FEDERAL FARM CREDIT BANKS FUNDING CORP	3.830	99.4725	09/15/2027	10,000,000.00	9,923,255.13	9,947,250.00	9,795,609.20	151,640.80
3130ATHW0	FEDERAL HOME LOAN BANKS	4.239	100.8071	09/10/2027	2,000,000.00	1,996,210.15	2,016,142.00	1,989,972.00	26,170.00
3130ATHW0	FEDERAL HOME LOAN BANKS	4.241	100.8071	09/10/2027	3,000,000.00	2,994,251.74	3,024,213.00	2,984,790.00	39,423.00
3133ER6M8	FEDERAL FARM CREDIT BANKS FUNDING CORP	4.510	100.0842	09/07/2027	25,000,000.00	25,000,000.00	25,021,050.00	25,000,000.00	21,050.00
3134HBAR2	FEDERAL HOME LOAN MORTGAGE CORP	4.378	100.0834	08/25/2027	25,000,000.00	24,945,499.45	25,020,850.00	24,925,000.00	95,850.00
3134HBAR2	FEDERAL HOME LOAN MORTGAGE CORP	4.378	100.0834	08/25/2027	25,000,000.00	24,945,499.45	25,020,850.00	24,925,000.00	95,850.00
3133ETTP2	FEDERAL FARM CREDIT BANKS FUNDING CORP	4.465	100.0245	08/18/2027	20,000,000.00	20,000,000.00	20,004,900.00	20,000,000.00	4,900.00
3133ERNP2	FEDERAL FARM CREDIT BANKS FUNDING CORP	3.830	100.5384	08/06/2027	5,000,000.00	5,013,973.11	5,026,920.00	5,023,600.00	3,320.00
3130B7DP6	FEDERAL HOME LOAN BANKS	4.497	100.0084	08/04/2027	15,000,000.00	15,000,000.00	15,001,260.00	15,000,000.00	1,260.00
3134HBZV6	FEDERAL HOME LOAN MORTGAGE CORP	4.060	100.0825	07/23/2027	25,000,000.00	25,000,000.00	25,020,625.00	25,000,000.00	20,625.00
3133ENB33	FEDERAL FARM CREDIT BANKS FUNDING CORP	3.075	98.9475	07/19/2027	10,000,000.00	9,996,063.80	9,894,750.00	9,988,500.00	(93,750.00)
3133ETPU5	FEDERAL FARM CREDIT BANKS FUNDING CORP	4.120	100.1484	07/14/2027	25,000,000.00	25,000,000.00	25,037,100.00	25,000,000.00	37,100.00
3133ETNS2	FEDERAL FARM CREDIT BANKS FUNDING CORP	4.506	99.9973	06/29/2027	10,000,000.00	10,000,000.00	9,999,730.00	10,000,000.00	(270.00)
3130ASDV8	FEDERAL HOME LOAN BANKS	3.300	99.3798	06/28/2027	10,000,000.00	10,000,000.00	9,937,980.00	10,000,000.00	(62,020.00)
3130B6SP2	FEDERAL HOME LOAN BANKS	4.425	100.0766	06/24/2027	10,000,000.00	10,000,000.00	10,007,660.00	10,000,000.00	7,660.00
3130ASGU7	FEDERAL HOME LOAN BANKS	3.095	99.7064	06/11/2027	10,000,000.00	10,059,943.37	9,970,640.00	10,183,200.00	(212,560.00)
3130AWBZ2	FEDERAL HOME LOAN BANKS	4.000	100.6717	06/11/2027	8,260,000.00	8,275,129.28	8,315,482.42	8,297,913.40	17,569.02
3130AWBZ2	FEDERAL HOME LOAN BANKS	4.055	100.6717	06/11/2027	10,000,000.00	10,010,271.50	10,067,170.00	10,025,600.00	41,570.00
3130AS3F4	FEDERAL HOME LOAN BANKS	3.770	99.8544	05/26/2027	10,000,000.00	10,000,000.00	9,985,440.00	10,000,000.00	(14,560.00)
3130B6JW7	FEDERAL HOME LOAN BANKS	4.369	100.0056	05/21/2027	20,000,000.00	20,000,000.00	20,001,120.00	20,000,000.00	1,120.00
3133ERDS7	FEDERAL FARM CREDIT BANKS FUNDING CORP	4.583	101.5436	05/06/2027	10,000,000.00	10,023,138.83	10,154,360.00	10,043,800.00	110,560.00
3130B65M4	FEDERAL HOME LOAN BANKS	4.270	100.0022	05/05/2027	25,000,000.00	25,000,000.00	25,000,550.00	25,000,000.00	550.00
3130ARSF9	FEDERAL HOME LOAN BANKS	3.000	99.0260	04/29/2027	10,000,000.00	10,000,000.00	9,902,600.00	10,000,000.00	(97,400.00)
3130ARPV7	FEDERAL HOME LOAN BANKS	3.500	99.5551	04/28/2027	10,000,000.00	10,000,000.00	9,955,510.00	10,000,000.00	(44,490.00)
3133ENV9D	FEDERAL FARM CREDIT BANKS FUNDING CORP	2.913	98.8525	04/26/2027	10,000,000.00	9,994,785.54	9,885,250.00	9,982,400.00	(97,150.00)
3133EN6V7	FEDERAL FARM CREDIT BANKS FUNDING CORP	3.606	99.9236	04/26/2027	8,000,000.00	8,002,176.56	7,993,888.00	8,006,240.00	(12,352.00)
3133EN6V7	FEDERAL FARM CREDIT BANKS FUNDING CORP	3.623	99.9236	04/26/2027	2,000,000.00	2,000,095.57	1,998,472.00	2,000,274.00	(1,802.00)
3133EN6V7	FEDERAL FARM CREDIT BANKS FUNDING CORP	3.744	99.9236	04/26/2027	4,820,000.00	4,812,283.06	4,816,317.52	4,797,876.20	18,441.32
3130ARHX2	FEDERAL HOME LOAN BANKS	3.000	98.9549	03/25/2027	10,000,000.00	10,000,000.00	9,895,490.00	10,000,000.00	(104,510.00)
3130ARHX2	FEDERAL HOME LOAN BANKS	3.000	98.9549	03/25/2027	10,000,000.00	10,000,000.00	9,895,490.00	10,000,000.00	(104,510.00)
3130ARHX2	FEDERAL HOME LOAN BANKS	3.000	98.9549	03/25/2027	10,000,000.00	10,000,000.00	9,895,490.00	10,000,000.00	(104,510.00)
3134HBF8	FEDERAL HOME LOAN MORTGAGE CORP	4.280	100.1419	03/25/2027	25,000,000.00	25,000,000.00	25,035,475.00	25,000,000.00	35,475.00
3130AR6U0	FEDERAL HOME LOAN BANKS	2.500	98.3053	03/22/2027	5,000,000.00	5,000,000.00	4,915,265.00	5,000,000.00	(84,735.00)
3134HBN64	FEDERAL HOME LOAN MORTGAGE CORP	4.515	100.0173	03/16/2027	10,000,000.00	10,000,000.00	10,001,730.00	10,000,000.00	1,730.00
3130AQRQ8	FEDERAL HOME LOAN BANKS	2.000	97.7440	02/25/2027	10,000,000.00	10,000,000.00	9,774,400.00	10,000,000.00	(225,600.00)
3130AQRH8	FEDERAL HOME LOAN BANKS	2.000	97.7440	02/25/2027	5,000,000.00	5,000,000.00	4,887,200.00	5,000,000.00	(112,800.00)
3130AQRH8	FEDERAL HOME LOAN BANKS	2.000	97.7440	02/25/2027	5,000,000.00	5,000,000.00	4,887,200.00	5,000,000.00	(112,800.00)
3130ALED2	FEDERAL HOME LOAN BANKS	2.050	96.4977	02/24/2027	15,000,000.00	14,808,079.47	14,474,655.00	14,275,500.00	199,155.00

3130ALED2	FEDERAL HOME LOAN BANKS	3.001	96.4977	02/24/2027	20,000,000.00	19,517,414.72	19,299,540.00	18,320,000.00	979,540.00
3130AL2X1	FEDERAL HOME LOAN BANKS	3.001	96.3207	02/17/2027	10,000,000.00	9,742,459.56	9,632,070.00	9,057,500.00	574,570.00
3130AKYH3	FEDERAL HOME LOAN BANKS	1.746	96.3463	02/10/2027	10,000,000.00	9,888,546.73	9,634,630.00	9,563,275.40	71,354.60
3130AQHS5	FEDERAL HOME LOAN BANKS	1.984	97.5058	01/28/2027	10,000,000.00	9,966,569.65	9,750,580.00	9,866,500.00	(115,920.00)
3130AQHS5	FEDERAL HOME LOAN BANKS	2.086	97.5058	01/28/2027	20,000,000.00	19,909,349.64	19,501,160.00	19,640,000.00	(138,840.00)
3130AQKM4	FEDERAL HOME LOAN BANKS	1.750	97.5656	01/28/2027	11,250,000.00	11,250,000.00	10,976,130.00	11,250,000.00	(273,870.00)
3133ENLZ1	FEDERAL FARM CREDIT BANKS FUNDING CORP	1.860	97.6108	01/26/2027	10,000,000.00	9,990,595.48	9,761,080.00	9,962,090.00	(201,010.00)
3130AYPN0	FEDERAL HOME LOAN BANKS	4.207	100.5272	01/15/2027	20,000,000.00	19,981,700.55	20,105,440.00	19,955,000.00	150,440.00
3133ENKG4	FEDERAL FARM CREDIT BANKS FUNDING CORP	1.908	97.3252	01/11/2027	10,000,000.00	9,950,289.21	9,732,520.00	9,795,000.00	(62,480.00)
3134HBXW6	FEDERAL HOME LOAN MORTGAGE CORP	4.428	100.0093	01/08/2027	10,000,000.00	10,000,000.00	10,000,930.00	10,000,000.00	930.00
3130AQAY9	FEDERAL HOME LOAN BANKS	1.500	97.3970	12/30/2026	25,000,000.00	25,000,000.00	24,349,250.00	25,000,000.00	(650,750.00)
3130AQF65	FEDERAL HOME LOAN BANKS	1.306	97.3060	12/21/2026	10,000,000.00	9,993,858.00	9,730,600.00	9,972,990.00	(242,390.00)
3133ERL66	FEDERAL FARM CREDIT BANKS FUNDING CORP	4.775	100.0803	12/18/2026	15,000,000.00	15,000,000.00	15,012,045.00	15,000,000.00	12,045.00
3133ERK75	FEDERAL FARM CREDIT BANKS FUNDING CORP	4.770	100.0909	12/16/2026	25,000,000.00	25,000,000.00	25,022,725.00	25,000,000.00	22,725.00
3130B46H9	FEDERAL HOME LOAN BANKS	4.759	100.0800	12/16/2026	25,000,000.00	25,000,000.00	25,020,000.00	25,000,000.00	20,000.00
3130B46H9	FEDERAL HOME LOAN BANKS	4.759	100.0800	12/16/2026	10,000,000.00	10,000,000.00	10,008,000.00	10,000,000.00	8,000.00
3133EN4G2	FEDERAL FARM CREDIT BANKS FUNDING CORP	3.923	100.2482	12/15/2026	25,000,000.00	25,004,269.17	25,062,050.00	25,015,250.00	46,800.00
3130ATVE4	FEDERAL HOME LOAN BANKS	3.986	100.8467	12/11/2026	5,000,000.00	5,025,990.91	5,042,335.00	5,095,300.00	(52,965.00)
3130B3ZF3	FEDERAL HOME LOAN BANKS	4.764	100.0789	12/11/2026	25,000,000.00	25,000,000.00	25,019,725.00	25,000,000.00	19,725.00
3130B3ZF3	FEDERAL HOME LOAN BANKS	4.764	100.0789	12/11/2026	25,000,000.00	25,000,000.00	25,019,725.00	25,000,000.00	19,725.00
3135G1AB7	FEDERAL NATIONAL MORTGAGE ASSOCIATION	4.758	100.0844	12/11/2026	5,000,000.00	5,000,000.00	5,004,220.00	5,000,000.00	4,220.00
3130APWW1	FEDERAL HOME LOAN BANKS	1.503	97.5983	11/24/2026	20,000,000.00	19,999,360.09	19,519,660.00	19,997,000.00	(477,340.00)
3133ENEM8	FEDERAL FARM CREDIT BANKS FUNDING CORP	1.430	97.5422	11/23/2026	10,000,000.00	10,000,000.00	9,754,220.00	10,000,000.00	(245,780.00)
3133ERZM6	FEDERAL FARM CREDIT BANKS FUNDING CORP	4.330	100.0024	11/05/2026	15,000,000.00	15,000,000.00	15,000,360.00	15,000,000.00	360.00
3133ERQ95	FEDERAL FARM CREDIT BANKS FUNDING CORP	4.502	100.0740	11/02/2026	25,000,000.00	25,000,000.00	25,018,500.00	25,000,000.00	18,500.00
3130ARUF6	FEDERAL HOME LOAN BANKS	3.125	99.4195	10/29/2026	10,000,000.00	10,000,000.00	9,941,950.00	10,000,000.00	(58,050.00)
3134GW6C5	FEDERAL HOME LOAN MORTGAGE CORP	3.122	97.0652	10/28/2026	15,000,000.00	14,681,038.82	14,559,780.00	13,566,000.00	993,780.00
3134GW4C7	FEDERAL HOME LOAN MORTGAGE CORP	3.092	97.0729	10/27/2026	20,000,000.00	19,579,424.87	19,414,580.00	18,196,200.00	1,218,380.00
3134GW4C7	FEDERAL HOME LOAN MORTGAGE CORP	3.488	97.0729	10/27/2026	5,000,000.00	4,877,711.10	4,853,645.00	4,482,650.00	370,995.00
3134GW4C7	FEDERAL HOME LOAN MORTGAGE CORP	3.046	97.0729	10/27/2026	20,000,000.00	19,589,197.08	19,414,580.00	18,124,000.00	1,290,580.00
3133ETL62	FEDERAL FARM CREDIT BANKS FUNDING CORP	3.603	99.7813	10/27/2026	25,000,000.00	24,975,342.47	24,945,325.00	24,975,000.00	(29,675.00)
3133EN7A2	FEDERAL FARM CREDIT BANKS FUNDING CORP	3.827	99.6305	10/26/2026	4,300,000.00	4,292,163.10	4,284,111.50	4,270,115.00	13,996.50
3130B8BV3	FEDERAL HOME LOAN BANKS	3.800	99.8913	10/23/2026	25,000,000.00	25,000,000.00	24,972,825.00	25,000,000.00	(27,175.00)
3133ENBK5	FEDERAL FARM CREDIT BANKS FUNDING CORP	1.249	97.4637	10/20/2026	10,000,000.00	9,989,761.05	9,746,370.00	9,947,500.00	(201,130.00)
3133ENBK5	FEDERAL FARM CREDIT BANKS FUNDING CORP	1.340	97.4637	10/20/2026	10,000,000.00	9,981,338.34	9,746,370.00	9,905,000.00	(158,630.00)
3133ENT67	FEDERAL FARM CREDIT BANKS FUNDING CORP	4.318	100.0940	10/19/2026	5,000,000.00	4,997,012.46	5,004,700.00	4,987,600.00	17,100.00
3133ENT67	FEDERAL FARM CREDIT BANKS FUNDING CORP	4.318	100.0940	10/19/2026	5,000,000.00	4,997,012.46	5,004,700.00	4,987,600.00	17,100.00
3130B3A29	FEDERAL HOME LOAN BANKS	4.011	100.2633	10/09/2026	10,000,000.00	9,999,013.46	10,026,330.00	9,997,900.00	28,430.00
3133ERWD9	FEDERAL FARM CREDIT BANKS FUNDING CORP	5.113	100.0970	10/02/2026	10,000,000.00	10,000,000.00	10,009,700.00	10,000,000.00	9,700.00
3130ANYN4	FEDERAL HOME LOAN BANKS	1.000	97.4755	09/30/2026	10,000,000.00	10,000,000.00	9,747,550.00	10,000,000.00	(252,450.00)
3130AP5M3	FEDERAL HOME LOAN BANKS	1.040	97.5334	09/28/2026	15,000,000.00	15,000,000.00	14,630,010.00	15,000,000.00	(369,990.00)
3130APAD7	FEDERAL HOME LOAN BANKS	1.035	97.5415	09/28/2026	15,000,000.00	15,000,000.00	14,631,225.00	15,000,000.00	(368,775.00)
3130ATFH5	FEDERAL HOME LOAN BANKS	3.941	99.9914	09/11/2026	5,000,000.00	4,992,477.37	4,999,570.00	4,965,237.80	34,332.20
3130ATHV2	FEDERAL HOME LOAN BANKS	4.312	100.4080	09/11/2026	1,000,000.00	999,517.26	1,004,080.00	997,780.00	6,300.00
3130B7LT9	FEDERAL HOME LOAN BANKS	4.066	99.9729	08/28/2026	50,000,000.00	49,965,068.49	49,986,450.00	49,957,500.00	28,950.00
3130ANSC5	FEDERAL HOME LOAN BANKS	1.000	97.7446	08/26/2026	15,000,000.00	15,000,000.00	14,661,690.00	15,000,000.00	(338,310.00)
3130ANTS9	FEDERAL HOME LOAN BANKS	1.000	97.7446	08/26/2026	15,000,000.00	15,000,000.00	14,661,690.00	15,000,000.00	(338,310.00)
3130ANPF1	FEDERAL HOME LOAN BANKS	1.000	97.7518	08/25/2026	10,000,000.00	10,000,000.00	9,775,180.00	10,000,000.00	(224,820.00)
3133ENH45	FEDERAL FARM CREDIT BANKS FUNDING CORP	3.137	99.4830	08/24/2026	5,000,000.00	4,999,554.18	4,974,150.00	4,997,799.50	(23,649.50)
3133ENH45	FEDERAL FARM CREDIT BANKS FUNDING CORP	3.294	99.4830	08/24/2026	5,000,000.00	4,993,629.61	4,974,150.00	4,968,600.00	5,550.00
3130ANMH0	FEDERAL HOME LOAN BANKS	3.132	97.8651	08/20/2026	15,000,000.00	14,772,691.06	14,679,765.00	13,851,000.00	828,765.00
3130ANMH0	FEDERAL HOME LOAN BANKS	1.100	97.8651	08/20/2026	10,000,000.00	10,000,000.00	9,786,510.00	10,000,000.00	(213,490.00)
3130ANMH0	FEDERAL HOME LOAN BANKS	1.668	97.8651	08/20/2026	10,000,000.00	9,956,413.66	9,786,510.00	9,755,200.00	31,310.00
3130B7M50	FEDERAL HOME LOAN BANKS	4.073	99.9766	08/20/2026	50,000,000.00	49,972,190.48	49,988,300.00	49,966,000.00	22,300.00
3130ANE48	FEDERAL HOME LOAN BANKS	1.000	97.8089	08/17/2026	10,000,000.00	10,000,000.00	9,780,890.00	10,000,000.00	(219,110.00)
3130ANFD7	FEDERAL HOME LOAN BANKS	1.000	97.9020	08/05/2026	10,000,000.00	10,000,000.00	9,790,200.00	10,000,000.00	(209,800.00)
3133END80	FEDERAL FARM CREDIT BANKS FUNDING CORP	2.873	99.4279	08/03/2026	10,000,000.00	10,008,959.62	9,942,790.00	10,047,600.00	(104,810.00)
3130ANAJ9	FEDERAL HOME LOAN BANKS	1.000	97.9687	07/27/2026	15,000,000.00	15,000,000.00	14,695,305.00	15,000,000.00	(304,695.00)
3130ANAJ9	FEDERAL HOME LOAN BANKS	1.000	97.9687	07/27/2026	10,000,000.00	10,000,000.00	9,796,870.00	10,000,000.00	(203,130.00)
3130ANBX7	FEDERAL HOME LOAN BANKS	1.000	98.0109	07/22/2026	15,000,000.00	15,000,000.00	14,701,635.00	15,000,000.00	(298,365.00)
3130ANSK2	FEDERAL HOME LOAN BANKS	4.366	98.4030	07/20/2026	2,375,000.00	2,337,071.25	2,330,524.77	2,143,081.25	193,990.00
3130AN3R9	FEDERAL HOME LOAN BANKS	1.130	98.1231	07/20/2026	10,000,000.00	10,000,000.00	9,812,310.00	10,000,000.00	(187,690.00)
3133ENB66	FEDERAL FARM CREDIT BANKS FUNDING CORP	3.174	99.5525	07/20/2026	10,000,000.00	9,998,392.20	9,955,250.00	9,991,000.00	(35,750.00)
3130B83W0	FEDERAL HOME LOAN BANKS	4.145	99.9839	07/15/2026	25,000,000.00	25,000,000.00	24,995,975.00	25,000,000.00	(4,025.00)
3133EMQ62	FEDERAL FARM CREDIT BANKS FUNDING CORP	0.990	98.0677	07/13/2026	10,000,000.00	10,000,000.00	9,806,770.00	10,000,000.00	(193,230.00)
3133EMQ62	FEDERAL FARM CREDIT BANKS FUNDING CORP	0.990	98.0677	07/13/2026	10,000,000.00	10,000,000.00	9,806,770.00	10,000,000.00	(193,230.00)
3133ETPE1	FEDERAL FARM CREDIT BANKS FUNDING CORP	4.367	100.0012	07/09/2026	25,000,000.00	25,000,000.00	25,000,300.00	25,000,000.00	300.00
3130AN3B4	FEDERAL HOME LOAN BANKS	1.020	98.1500	07/06/2026	15,000,000.00	15,000,000.00	14,722,500.00	15,000,000.00	(277,500.00)
3130ASDK2	FEDERAL HOME LOAN BANKS	3.250	99.6401	06/29/2026	5,250,000.00	5,250,000.00	5,231,105.25	5,250,000.00	(18,894.75)
3130AMWT5	FEDERAL HOME LOAN BANKS	1.050	98.2450	06/26/2026	15,000,000.00	15,000,000.00	14,736,750.00	15,000,000.00	(263,250.00)
3130AMT69	FEDERAL HOME LOAN BANKS	1.070	98.2578	06/26/2026	10,000,000.00	10,000,000.00	9,825,780.00	10,000,000.00	(174,220.00)
31424WXD9	FEDERAL AGRICULTURAL MORTGAGE CORP	4.354	100.0164	06/24/2026	15,000,000.00	15,000,000.00	15,002,460.00	15,000,000.00	2,460.00

3130AMM22	FEDERAL HOME LOAN BANKS	1.000	98.3140	06/10/2026	5,000,000.00	5,000,000.00	4,915,700.00	5,000,000.00	(84,300.00)
3130AMS52	FEDERAL HOME LOAN BANKS	1.000	98.3335	06/08/2026	15,000,000.00	15,000,000.00	14,750,025.00	15,000,000.00	(249,975.00)
3133ETJQ1	FEDERAL FARM CREDIT BANKS FUNDING CORP	4.329	100.0273	05/28/2026	16,975,000.00	16,975,000.00	16,979,634.18	16,975,000.00	4,634.18
3130AMJN3	FEDERAL HOME LOAN BANKS	1.030	98.4234	05/26/2026	5,000,000.00	5,000,000.00	4,921,170.00	5,000,000.00	(78,830.00)
3130AMKB7	FEDERAL HOME LOAN BANKS	1.050	98.4344	05/26/2026	15,000,000.00	15,000,000.00	14,765,160.00	15,000,000.00	(234,840.00)
3130AMME9	FEDERAL HOME LOAN BANKS	1.000	98.4068	05/26/2026	10,000,000.00	10,000,000.00	9,840,680.00	10,000,000.00	(159,320.00)
3130B7HM9	FEDERAL HOME LOAN BANKS	4.365	100.0038	05/20/2026	25,000,000.00	25,000,000.00	25,000,950.00	25,000,000.00	950.00
3133EMZS4	FEDERAL FARM CREDIT BANKS FUNDING CORP	0.900	98.4111	05/18/2026	5,000,000.00	5,000,000.00	4,920,555.00	5,000,000.00	(79,445.00)
3130B7H80	FEDERAL HOME LOAN BANKS	4.187	100.0068	05/14/2026	25,000,000.00	25,000,000.00	25,001,700.00	25,000,000.00	1,700.00
3133ER3N9	FEDERAL FARM CREDIT BANKS FUNDING CORP	4.403	100.0033	05/11/2026	25,000,000.00	25,000,000.00	25,000,825.00	25,000,000.00	825.00
3130B6Y26	FEDERAL HOME LOAN BANKS	4.349	99.9741	05/08/2026	15,000,000.00	15,000,000.00	14,996,115.00	15,000,000.00	(3,885.00)
3130B6Y26	FEDERAL HOME LOAN BANKS	4.349	99.9741	05/08/2026	25,000,000.00	25,000,000.00	24,993,525.00	25,000,000.00	(6,475.00)
3133ETDW4	FEDERAL FARM CREDIT BANKS FUNDING CORP	4.001	100.0840	05/01/2026	50,000,000.00	50,000,000.00	50,042,000.00	50,000,000.00	42,000.00
3133ENUL2	FEDERAL FARM CREDIT BANKS FUNDING CORP	3.110	99.6611	04/13/2026	10,000,000.00	10,000,000.00	9,966,110.00	10,000,000.00	(33,890.00)
3130ALKL7	FEDERAL HOME LOAN BANKS	0.850	98.8446	03/25/2026	10,000,000.00	10,000,000.00	9,884,460.00	10,000,000.00	(115,540.00)
3130ALGJ7	FEDERAL HOME LOAN BANKS	1.000	98.9026	03/23/2026	9,750,000.00	9,750,000.00	9,643,003.50	9,750,000.00	(106,996.50)
3130ALGJ7	FEDERAL HOME LOAN BANKS	1.000	98.9026	03/23/2026	14,625,000.00	14,625,000.00	14,464,503.25	14,625,000.00	(160,494.75)
3130ALGJ7	FEDERAL HOME LOAN BANKS	1.000	98.9026	03/23/2026	19,500,000.00	19,500,000.00	19,286,007.00	19,500,000.00	(213,993.00)
3130ALGJ7	FEDERAL HOME LOAN BANKS	1.000	98.9026	03/23/2026	9,750,000.00	9,750,000.00	9,643,003.50	9,750,000.00	(106,996.50)
3130ALGJ7	FEDERAL HOME LOAN BANKS	1.016	98.9026	03/23/2026	8,921,250.00	8,920,699.53	8,823,348.20	8,914,559.06	(91,210.86)
3130ALGJ7	FEDERAL HOME LOAN BANKS	1.000	98.9026	03/23/2026	9,750,000.00	9,750,000.00	9,643,003.50	9,750,000.00	(106,996.50)
3130ALGJ7	FEDERAL HOME LOAN BANKS	3.010	98.9026	03/23/2026	19,500,000.00	19,357,053.84	19,286,007.00	18,092,685.00	1,193,322.00
3130ALGJ7	FEDERAL HOME LOAN BANKS	1.000	98.9026	03/23/2026	19,500,000.00	19,500,000.00	19,286,007.00	19,500,000.00	(213,993.00)
3130ALGJ7	FEDERAL HOME LOAN BANKS	1.000	98.9026	03/23/2026	14,625,000.00	14,625,000.00	14,464,503.25	14,625,000.00	(160,494.75)
3130ALH56	FEDERAL HOME LOAN BANKS	0.750	98.8578	03/18/2026	10,000,000.00	10,000,000.00	9,885,780.00	10,000,000.00	(114,220.00)
3130ALH56	FEDERAL HOME LOAN BANKS	0.750	98.8578	03/18/2026	10,000,000.00	10,000,000.00	9,885,780.00	10,000,000.00	(114,220.00)
3130ALHG2	FEDERAL HOME LOAN BANKS	0.750	98.8578	03/18/2026	10,000,000.00	10,000,000.00	9,885,780.00	10,000,000.00	(114,220.00)
3130ALFW9	FEDERAL HOME LOAN BANKS	0.790	98.8644	03/18/2026	15,000,000.00	15,000,000.00	14,829,660.00	15,000,000.00	(170,340.00)
3130ALEH3	FEDERAL HOME LOAN BANKS	0.700	98.8521	03/16/2026	25,000,000.00	25,000,000.00	24,713,025.00	25,000,000.00	(286,975.00)
3130ALHH0	FEDERAL HOME LOAN BANKS	3.040	99.0301	03/05/2026	10,500,000.00	10,430,535.45	10,398,160.50	9,707,880.00	690,280.50
3130ALEY6	FEDERAL HOME LOAN BANKS	3.157	98.9853	03/04/2026	16,160,000.00	16,039,537.77	15,996,024.48	14,879,966.40	1,116,058.08
3130ALGR9	FEDERAL HOME LOAN BANKS	0.850	99.0496	02/26/2026	10,000,000.00	10,000,000.00	9,904,960.00	10,000,000.00	(95,040.00)
3130AL6K5	FEDERAL HOME LOAN BANKS	0.580	98.9885	02/25/2026	6,000,000.00	6,000,000.00	5,939,310.00	6,000,000.00	(60,690.00)
3130ALEM2	FEDERAL HOME LOAN BANKS	0.790	99.0395	02/25/2026	10,000,000.00	10,000,000.00	9,903,950.00	10,000,000.00	(96,050.00)
3130ALEM2	FEDERAL HOME LOAN BANKS	0.790	99.0395	02/25/2026	15,000,000.00	15,000,000.00	14,855,925.00	15,000,000.00	(144,075.00)
3130ALCV4	FEDERAL HOME LOAN BANKS	2.112	99.0358	02/24/2026	25,000,000.00	24,897,824.17	24,758,950.00	23,715,250.00	1,043,700.00
3130ALBX1	FEDERAL HOME LOAN BANKS	0.580	98.9934	02/23/2026	10,000,000.00	10,000,000.00	9,899,340.00	10,000,000.00	(100,660.00)
3130AL2G8	FEDERAL HOME LOAN BANKS	0.615	99.0439	02/18/2026	5,000,000.00	4,999,776.02	4,952,195.00	4,996,250.00	(44,055.00)
3130B6ZE9	FEDERAL HOME LOAN BANKS	4.324	99.9864	02/11/2026	50,000,000.00	50,000,000.00	49,993,200.00	50,000,000.00	(6,800.00)
3133ER2H3	FEDERAL FARM CREDIT BANKS FUNDING CORP	4.090	100.0517	02/03/2026	12,250,000.00	12,250,892.82	12,256,333.25	12,252,982.39	3,350.86
3130B4QU8	FEDERAL HOME LOAN BANKS	4.218	100.0238	01/23/2026	25,000,000.00	24,994,883.56	25,005,950.00	24,977,500.00	28,450.00
3134GXHL1	FEDERAL HOME LOAN MORTGAGE CORP	0.700	99.4940	12/30/2025	10,000,000.00	10,000,000.00	9,949,400.00	10,000,000.00	(50,600.00)
3133EMLR1	FEDERAL FARM CREDIT BANKS FUNDING CORP	0.506	99.5135	12/23/2025	12,430,000.00	12,429,891.71	12,369,528.05	12,426,271.00	(56,742.95)
3133ER5L1	FEDERAL FARM CREDIT BANKS FUNDING CORP	4.207	100.0022	11/28/2025	10,000,000.00	9,999,442.86	10,000,220.00	9,994,800.00	5,420.00
3135GA3Z2	FEDERAL NATIONAL MORTGAGE ASSOCIATION	0.600	99.7908	11/25/2025	15,000,000.00	15,000,000.00	14,968,620.00	15,000,000.00	(31,380.00)
3130B3TW3	FEDERAL HOME LOAN BANKS	4.218	100.0076	11/21/2025	3,250,000.00	3,250,049.71	3,250,247.00	3,250,845.00	(598.00)
3130B3S46	FEDERAL HOME LOAN BANKS	4.191	100.0110	11/19/2025	4,675,000.00	4,675,348.55	4,675,514.25	4,681,545.00	(6,030.75)
3135GA4P3	FEDERAL NATIONAL MORTGAGE ASSOCIATION	0.650	99.8593	11/18/2025	20,000,000.00	20,000,000.00	19,971,860.00	20,000,000.00	(28,140.00)
3135GA2Z3	FEDERAL NATIONAL MORTGAGE ASSOCIATION	0.560	99.8652	11/17/2025	5,000,000.00	5,000,000.00	4,993,260.00	5,000,000.00	(6,740.00)
3135GA2Z3	FEDERAL NATIONAL MORTGAGE ASSOCIATION	0.560	99.8652	11/17/2025	5,000,000.00	5,000,000.00	4,993,260.00	5,000,000.00	(6,740.00)
3135GA2Z3	FEDERAL NATIONAL MORTGAGE ASSOCIATION	0.560	99.8652	11/17/2025	10,000,000.00	10,000,000.00	9,986,520.00	10,000,000.00	(13,480.00)
3134GXBM5	FEDERAL HOME LOAN MORTGAGE CORP	0.600	99.9143	11/12/2025	5,000,000.00	5,000,000.00	4,995,715.00	5,000,000.00	(4,285.00)
3134GXBM5	FEDERAL HOME LOAN MORTGAGE CORP	0.600	99.9143	11/12/2025	5,000,000.00	5,000,000.00	4,995,715.00	5,000,000.00	(4,285.00)
3135G06G3	FEDERAL NATIONAL MORTGAGE ASSOCIATION	0.573	99.9608	11/07/2025	14,000,000.00	13,999,834.76	13,994,512.00	13,949,880.00	44,632.00
3135GA2N0	FEDERAL NATIONAL MORTGAGE ASSOCIATION	0.550	99.9903	11/04/2025	10,000,000.00	10,000,000.00	9,999,030.00	10,000,000.00	(970.00)
---	---	3.556	99.6675	08/21/2027	4,103,411,250.00	4,099,316,407.74	4,089,607,732.13	4,086,507,008.70	3,100,723.43

gency
AGCY DISC

Cusip	Description	Yield	Market Price	Final Maturity	Par Value	Book Value	Market Value	Principal	Net Unrealized Gain/Loss
313385XG6	FEDERAL HOME LOAN BANKS	3.891	97.9130	05/26/2026	50,000,000.00	48,927,083.33	48,956,500.00	48,515,625.00	440,875.00
313385WV4	FEDERAL HOME LOAN BANKS	3.687	98.0185	05/15/2026	50,000,000.00	49,033,125.00	49,009,250.00	48,983,541.67	25,708.33
313385WV4	FEDERAL HOME LOAN BANKS	3.687	98.0185	05/15/2026	50,000,000.00	49,033,125.00	49,009,250.00	48,983,541.67	25,708.33
313385WT9	FEDERAL HOME LOAN BANKS	3.873	98.0378	05/13/2026	25,000,000.00	24,498,736.11	24,509,450.00	24,348,097.22	161,352.78
313385WF9	FEDERAL HOME LOAN BANKS	3.887	98.1540	05/01/2026	25,000,000.00	24,528,017.36	24,538,500.00	24,376,774.31	161,725.69
313385TF3	FEDERAL HOME LOAN BANKS	3.855	98.8681	02/18/2026	50,000,000.00	49,431,534.72	49,434,050.00	49,384,597.22	49,452.78
313385TF3	FEDERAL HOME LOAN BANKS	3.855	98.8681	02/18/2026	668,000.00	660,405.30	660,438.91	659,778.22	660.69
313385TA4	FEDERAL HOME LOAN BANKS	4.148	98.9200	02/13/2026	5,000,000.00	4,942,150.00	4,946,000.00	4,877,625.00	68,375.00
313313SW9	FEDERAL FARM CREDIT BANKS FUNDING CORP	3.939	98.9497	02/09/2026	15,000,000.00	14,842,083.33	14,842,455.00	14,516,775.00	325,680.00
313385SL1	FEDERAL HOME LOAN BANKS	4.201	99.0660	01/30/2026	20,000,000.00	19,797,500.00	19,813,200.00	19,444,250.00	368,950.00

313397SA0	FEDERAL HOME LOAN MORTGAGE CORP	4.298	99.1711	01/20/2026	25,000,000.00	24,769,444.44	24,792,775.00	24,461,076.39	331,698.61
313385RU2	FEDERAL HOME LOAN BANKS	4.219	99.2343	01/14/2026	20,000,000.00	19,832,677.78	19,846,860.00	19,477,683.33	369,176.67
313385RU2	FEDERAL HOME LOAN BANKS	4.129	99.2343	01/14/2026	50,000,000.00	49,589,916.67	49,617,150.00	48,908,291.67	708,858.33
313385RP3	FEDERAL HOME LOAN BANKS	4.192	99.2870	01/09/2026	50,000,000.00	49,611,875.00	49,643,500.00	48,931,250.00	712,250.00
313385RG3	FEDERAL HOME LOAN BANKS	4.011	99.3609	01/02/2026	50,000,000.00	49,666,750.00	49,680,450.00	48,640,125.00	1,040,325.00
313385RG3	FEDERAL HOME LOAN BANKS	4.230	99.3609	01/02/2026	50,000,000.00	49,648,236.11	49,680,450.00	48,865,277.78	815,172.22

--- --- 3.989 98.7549 03/03/2026 535,668,000.00 528,812,660.17 528,980,278.91 523,374,309.48 5,605,969.43

gency CMO
FNMA CMO

Cusip	Description	Yield	Market Price	Final Maturity	Par Value	Book Value	Market Value	Principal	Net Unrealized Gain/Loss
3136B2HA3	FNA 2018-M10 A2	5.208	98.3846	07/25/2028	9,448,260.36	9,161,518.66	9,295,636.38	8,981,752.54	313,883.84
3136AW7J0	FNA 2017-M8 A2	3.448	98.6038	05/25/2027	9,575,530.05	9,537,644.26	9,441,838.41	9,455,835.92	(13,997.50)
---	---	4.310	98.4964	12/20/2027	19,023,790.41	18,699,162.92	18,737,474.79	18,437,588.46	299,886.33

gency MBS
FHLMC

Cusip	Description	Yield	Market Price	Final Maturity	Par Value	Book Value	Market Value	Principal	Net Unrealized Gain/Loss
3132XFYS1	FH WN1620	3.906	99.2668	08/01/2030	25,580,000.00	25,542,117.08	25,392,447.44	25,542,029.69	(149,582.25)
3132XFX9	FH WN1594	4.201	99.4001	07/01/2030	25,000,000.00	24,763,085.17	24,850,029.00	24,752,929.69	97,099.31
3132XFX9	FH WN1594	4.075	99.4001	07/01/2030	25,000,000.00	24,892,338.56	24,850,029.00	24,888,671.88	(38,642.88)
3132XFX9	FH WN1594	4.075	99.4001	07/01/2030	25,000,000.00	24,892,338.56	24,850,029.00	24,888,671.88	(38,642.88)
3132XFX9	FH WN1594	4.069	99.4001	07/01/2030	29,955,000.00	29,833,645.46	29,775,304.75	29,829,797.46	(54,492.71)
3132XK2A4	FH WN5268	4.194	99.9887	06/01/2030	35,293,000.00	35,188,641.60	35,289,022.13	35,184,088.01	104,934.12
3132XKZ91	FH WN5267	4.195	99.9860	06/01/2030	28,034,000.00	27,950,056.55	28,030,075.24	27,946,393.75	83,681.49
3132XHFS2	FH WN3217	3.949	95.7074	06/01/2030	48,849,011.50	47,035,128.92	46,752,100.27	46,980,918.44	(228,818.17)
3132XHFS2	FH WN3217	3.933	95.7074	06/01/2030	29,309,406.90	28,238,994.97	28,051,260.16	28,205,724.54	(154,464.38)
3132XHFS2	FH WN3217	3.948	95.7074	06/01/2030	14,205,292.54	13,677,901.42	13,595,510.76	13,663,715.76	(68,205.00)
3132XFXA1	FH WN1572	4.119	99.4855	05/01/2030	23,506,000.00	23,365,504.76	23,385,052.70	23,359,087.50	25,965.20
3132XFWN4	FH WN1552	4.315	100.4903	04/01/2030	17,369,000.00	17,271,504.08	17,454,155.86	17,263,157.66	190,998.20
3132XKZH3	FH WN5243	4.362	99.4791	04/01/2030	15,000,000.00	14,772,140.65	14,921,858.70	14,753,906.25	167,952.45
3132XKZH3	FH WN5243	4.206	99.4791	04/01/2030	5,548,000.00	5,496,582.22	5,519,098.14	5,494,253.75	24,844.39
3142FEDK3	FH WR1005	4.277	100.1705	04/01/2030	10,000,000.00	9,977,484.80	10,017,049.30	9,976,171.88	40,877.42
3132XFWR5	FH WN1555	4.114	100.0427	04/01/2030	16,156,000.00	16,139,718.01	16,162,891.66	16,138,960.47	23,931.19
3132XKZQ3	FH WN5250	4.130	99.0713	04/01/2030	50,000,000.00	49,488,635.52	49,535,635.00	49,464,843.75	70,791.25
3132XKZQ3	FH WN5250	4.130	99.0713	04/01/2030	50,000,000.00	49,488,635.52	49,535,635.00	49,464,843.75	70,791.25
3132XKZQ3	FH WN5250	4.061	99.0713	04/01/2030	25,000,000.00	24,810,528.16	24,767,817.50	24,803,710.94	(35,893.44)
3132XKZQ3	FH WN5250	4.053	99.0713	04/01/2030	23,341,000.00	23,171,616.63	23,124,225.13	23,165,942.50	(41,717.37)
3132XDZY7	FH WA4486	4.082	99.2651	04/01/2030	14,739,139.18	14,616,633.81	14,630,815.35	14,614,201.94	16,613.41
3132XFW6	FH WN1543	4.368	100.8933	03/01/2030	14,314,000.00	14,314,000.00	14,441,860.66	14,314,000.00	127,860.66
3132XKY84	FH WN5234	4.070	99.3978	03/01/2030	11,200,000.00	11,156,458.52	11,132,555.39	11,154,062.50	(21,507.11)
3132XK3D7	FH WN5295	3.966	99.5754	03/01/2030	21,840,000.00	21,840,000.00	21,747,257.53	21,840,000.00	(92,742.47)
3132XK3G0	FH WN5298	3.946	99.4596	03/01/2030	11,410,000.00	11,377,356.86	11,348,338.31	11,376,572.27	(28,233.96)
3132XFYA0	FH WN1604	4.013	99.2438	03/01/2030	28,850,000.00	28,623,818.93	28,631,843.80	28,619,384.01	12,459.79
3132XDSC0	FH WA4480	4.039	99.7903	03/01/2030	19,723,895.21	19,664,236.02	19,682,536.17	19,663,028.50	19,507.68
3132XKY35	FH WN5229	4.133	99.8595	02/01/2030	7,300,000.00	7,295,375.67	7,289,746.35	7,295,152.34	(5,405.99)
3132XK2Q9	FH WN5282	4.015	99.6934	02/01/2030	25,770,000.00	25,770,000.00	25,690,982.22	25,770,000.00	(79,017.78)
3132XK2K2	FH WN5277	3.972	99.4753	01/01/2030	33,000,000.00	32,920,578.75	32,826,850.98	32,917,500.00	(90,649.02)
3132XK2K2	FH WN5277	3.990	99.4753	01/01/2030	31,114,000.00	31,016,579.04	30,950,746.71	31,013,122.58	(62,375.87)
3132XFX29	FH WN1596	3.965	99.6483	01/01/2030	52,288,000.00	52,288,000.00	52,104,124.54	52,288,000.00	(183,875.46)
3132XK2S5	FH WN5284	3.943	99.5349	12/01/2029	10,875,000.00	10,863,049.36	10,824,419.18	10,862,680.66	(38,261.48)
3132XDCU5	FH WA4482	4.027	99.8054	12/01/2029	15,306,553.92	15,270,262.25	15,276,768.90	15,269,483.36	7,285.54
3132XKV38	FH WN5133	4.382	100.5151	11/01/2029	6,250,000.00	6,201,496.62	6,282,191.81	6,190,673.83	91,517.98
3132XFUU0	FH WN1494	4.669	99.7485	11/01/2029	11,000,000.00	10,730,386.31	10,972,339.29	10,679,453.13	292,886.16
3142FFGV3	FH WR2011	4.378	99.9316	11/01/2029	25,000,000.00	24,858,948.45	24,982,911.75	24,838,867.19	144,044.56
3142FFGV3	FH WR2011	4.218	99.9316	11/01/2029	15,000,000.00	15,000,000.00	14,989,747.05	15,000,000.00	(10,252.95)
3132XFJ58	FH WN1183	4.059	97.6166	10/01/2029	7,470,000.00	7,470,234.38	7,329,959.57	7,290,253.13	1,706.44
3132XFUA4	FH WN1476	4.332	99.9660	10/01/2029	25,000,000.00	24,798,482.00	24,991,489.50	24,777,343.75	214,145.75
3132XKV87	FH WN5138	4.719	99.4567	10/01/2029	15,000,000.00	14,615,434.73	14,918,503.80	14,541,210.94	377,292.86
3132XKV87	FH WN5138	4.239	99.4567	10/01/2029	23,833,000.00	23,602,931.29	23,703,513.40	23,584,429.26	119,084.14
3132XFRX8	FH WN1401	4.241	99.2596	09/01/2029	17,875,000.00	17,660,888.12	17,742,647.07	17,603,383.79	139,263.28
3132XFR91	FH WN1411	4.474	100.1206	09/01/2029	20,000,000.00	19,719,885.72	20,024,110.40	19,647,656.25	376,454.15
3132XFR91	FH WN1411	4.633	100.1206	09/01/2029	15,000,000.00	14,708,709.19	15,018,082.80	14,636,718.75	381,364.05
3132XFR91	FH WN1411	4.370	100.1206	09/01/2029	11,500,000.00	11,378,299.72	11,513,863.48	11,349,960.94	163,902.54
3132XKUQ8	FH WN5090	4.392	99.6572	09/01/2029	20,000,000.00	19,673,649.33	19,931,441.40	19,597,656.25	333,785.15
3132XKUQ8	FH WN5090	4.352	99.6572	09/01/2029	32,000,000.00	31,521,436.85	31,890,306.24	31,410,000.00	480,306.24
3132XKTE7	FH WN5048	4.513	99.3967	08/01/2029	11,495,000.00	11,291,960.82	11,425,653.88	11,266,896.09	158,757.79
3132XKSS7	FH WN5028	3.886	99.4827	07/01/2029	24,971,000.00	24,971,000.00	24,841,821.02	24,971,000.00	(129,178.98)

3132XKR25	FH WN5004	4.439	99.8804	06/01/2029	22,870,000.00	22,740,165.10	22,842,647.48	22,696,688.28	145,959.20
3132WW2J0	FH WA3276	4.668	101.6919	02/01/2029	14,623,875.22	14,598,006.90	14,871,289.39	14,587,315.53	283,973.86
3132XG2H8	FH WN2575	4.428	101.0958	02/01/2029	33,705,000.00	33,879,741.09	34,074,332.99	33,947,254.69	127,078.30
3132XGYU4	FH WN2522	4.779	101.1536	12/01/2028	10,000,000.00	9,925,347.62	10,115,359.40	9,884,375.00	230,984.40
3132XGX35	FH WN2497	4.611	101.1304	10/01/2028	28,340,000.00	28,247,504.05	28,660,342.04	28,187,229.69	473,112.35
3137FJYH6	FHMS K-W07 A2	5.264	99.0302	09/25/2028	16,627,402.00	15,961,524.41	16,466,149.12	15,471,927.46	994,221.66
3137FGZH1	FHMS K-W06 A2	5.290	99.0344	06/25/2028	25,000,000.00	24,173,732.93	24,758,587.50	23,507,812.50	1,250,775.00
3132XFLR7	FH WN1235	4.690	99.9462	01/01/2028	20,000,000.00	19,889,480.75	19,989,240.20	19,760,937.50	228,302.70
3132XFLR7	FH WN1235	4.333	99.9462	01/01/2028	10,000,000.00	9,978,060.28	9,994,620.10	9,953,125.00	41,495.10
3132XGRH1	FH WN2287	3.945	98.7338	11/01/2027	24,248,580.50	24,161,204.31	23,941,543.76	24,040,194.26	(98,650.50)
3132XGRH1	FH WN2287	4.073	98.7338	11/01/2027	24,248,580.50	24,128,197.44	23,941,543.76	23,978,625.60	(37,081.84)
3132XGQ74	FH WN2277	4.062	99.2099	11/01/2027	9,699,432.20	9,652,856.12	9,622,797.18	9,588,798.05	33,999.13
3137FBBX3	FHMS K-068 A2	4.548	98.7785	08/25/2027	9,525,000.00	9,320,672.17	9,408,653.84	9,120,187.50	288,466.34
3137F2LJ3	FHMS K-066 A2	3.111	98.7404	06/25/2027	11,095,000.00	11,091,595.75	10,955,243.72	11,084,598.44	(129,354.72)
3137BXQY1	FHMS K-064 A2	3.154	99.0054	03/25/2027	1,000,000.00	1,000,489.73	990,054.20	1,001,760.00	(11,705.80)
3137BXSU3	FHMS K-IR2 A2	4.545	98.5922	03/25/2027	15,000,000.00	14,733,469.67	14,788,828.35	14,389,453.20	399,375.15
3137BYLD0	FHMS K-L01 A2E	4.184	98.7914	02/25/2027	15,000,000.00	14,846,435.23	14,818,713.15	14,494,950.00	323,763.15
3137BTUM1	FHMS K-061 A2	4.501	99.2336	11/25/2026	8,611,864.92	8,521,627.96	8,545,864.10	8,256,108.78	289,755.32
3137BTUM1	FHMS K-061 A2	4.561	99.2336	11/25/2026	8,133,427.98	8,042,819.74	8,071,093.88	7,828,587.10	242,506.78
3132XDAU7	FH WA4418	4.107	97.7803	11/01/2026	13,997,750.73	13,700,697.75	13,687,043.63	13,506,189.09	180,854.54
3137FQXJ7	FHMS K-737 A2	4.358	98.6608	10/25/2026	2,035,000.00	2,001,564.13	2,007,747.44	1,986,748.23	20,999.21
3137FQXJ7	FHMS K-737 A2	4.358	98.6608	10/25/2026	50,000,000.00	49,178,479.97	49,330,404.00	48,814,453.13	515,950.87
3137FQXJ7	FHMS K-737 A2	4.358	98.6608	10/25/2026	50,000,000.00	49,178,479.97	49,330,404.00	48,814,453.13	515,950.87
3137FQXJ7	FHMS K-737 A2	4.358	98.6608	10/25/2026	50,000,000.00	49,178,479.97	49,330,404.00	48,814,453.13	515,950.87
3137BSRE5	FHMS K-059 A2	4.148	99.1387	09/25/2026	11,971,294.44	11,864,144.65	11,868,182.33	11,782,372.45	85,809.88
3137BSP72	FHMS K-058 A2	4.465	98.8329	08/25/2026	15,000,000.00	14,790,705.32	14,824,930.50	14,589,843.75	235,086.75
3137BSP72	FHMS K-058 A2	4.142	98.8329	08/25/2026	20,975,000.00	20,730,060.74	20,730,194.48	20,521,907.23	208,287.25
3137BSP72	FHMS K-058 A2	4.251	98.8329	08/25/2026	42,473,000.00	41,944,129.47	41,977,284.88	41,490,811.88	486,473.00
3137FQ3P6	FHMS K-C06 A2	4.291	98.7480	08/25/2026	10,871,454.24	10,729,443.18	10,735,341.24	10,679,505.22	55,836.02
3137BRQJ7	FHMS K-057 A2	4.657	98.9719	07/25/2026	13,757,840.10	13,583,884.60	13,616,398.36	13,133,900.55	482,497.81
3137FNWX4	FHMS K-736 A2	3.655	98.8386	07/25/2026	8,867,057.90	8,794,591.47	8,764,076.33	8,427,168.70	336,907.63
3137FNWX4	FHMS K-736 A2	4.170	98.8386	07/25/2026	42,686,016.73	42,201,126.21	42,190,263.47	41,722,246.72	468,016.74
3137BQYS0	FHMS K-056 A2	4.186	99.1371	05/25/2026	16,780,205.88	16,644,041.29	16,635,414.35	16,469,509.88	165,904.47
3137FMU67	FHMS K-735 A2	3.518	99.2445	05/25/2026	11,518,365.15	11,483,429.74	11,431,349.20	11,247,953.53	183,395.67
3137BPW21	FHMS K-055 A2	4.420	99.3789	03/25/2026	46,978,161.50	46,699,339.76	46,686,360.41	46,118,461.14	567,899.27
3137BPW21	FHMS K-055 A2	4.420	99.3789	03/25/2026	1,404,647.03	1,396,310.26	1,395,922.18	1,378,941.99	16,980.19
3137BPW21	FHMS K-055 A2	4.460	99.3789	03/25/2026	9,395,632.30	9,338,807.52	9,337,272.08	9,218,054.85	119,217.23
3137BP4K2	FHMS K-IR1 A2	4.641	99.3349	03/25/2026	22,370,000.00	22,227,787.28	22,221,219.59	21,817,740.62	403,478.97
3137BNGT5	FHMS K-054 A2	4.286	99.5535	01/25/2026	7,009,245.54	6,989,579.96	6,977,947.44	6,914,786.26	63,161.17

--- --- 4.232 99.2429 12/17/2028 1,857,089,134.11 1,838,623,705.90 1,842,893,719.37 1,829,379,941.09 13,513,778.29

gency MBS FNMA		Cusip	Description	Yield	Market Price	Final Maturity	Par Value	Book Value	Market Value	Principal	Net Unrealized Gain/Loss
		3140Q0U42	FN BZ5102	4.031	99.0425	10/01/2030	47,851,000.00	47,510,297.65	47,392,805.62	47,507,070.94	(114,265.32)
		3140Q03R1	FN BZ5307	3.925	98.8878	10/01/2030	25,000,000.00	24,931,792.62	24,721,950.75	24,931,640.63	(209,689.88)
		3140Q0UZ3	FN BZ5099	3.903	99.0235	10/01/2030	32,630,000.00	32,630,000.00	32,311,379.14	32,630,000.00	(318,620.86)
		3140Q0L91	FN BZ4851	3.978	99.4326	09/01/2030	25,000,000.00	25,000,000.00	24,858,141.75	25,000,000.00	(141,858.25)
		3140Q0MF6	FN BZ4857	3.996	99.4120	09/01/2030	10,526,000.00	10,524,394.43	10,464,107.33	10,524,355.31	(60,247.98)
		3140Q0P30	FN BZ4941	3.972	99.3678	09/01/2030	7,485,000.00	7,469,830.31	7,437,676.16	7,469,503.71	(31,827.55)
		3140Q0FN7	FN BZ4672	3.975	99.8068	09/01/2030	32,175,000.00	32,175,000.00	32,112,844.01	32,175,000.00	(62,155.99)
		3140Q0FZ0	FN BZ4683	4.107	100.0948	09/01/2030	13,509,000.00	13,503,295.51	13,521,805.86	13,503,195.32	18,610.54
		3140Q0CZ3	FN BZ4587	4.250	100.5619	08/01/2030	9,750,000.00	9,718,465.59	9,804,787.69	9,716,865.23	87,922.46
		3140Q0AY8	FN BZ4522	4.192	100.2989	08/01/2030	20,933,850.00	20,890,691.85	20,996,415.83	20,888,874.93	107,540.90
		3140NYUL3	FN BZ4186	4.200	100.4326	08/01/2030	10,601,000.00	10,593,052.55	10,646,861.09	10,592,717.97	54,143.12
		3140NY4W8	FN BZ4436	3.922	99.5794	08/01/2030	8,283,000.00	8,283,000.00	8,248,162.45	8,283,000.00	(34,837.55)
		3140NYN64	FN BZ4012	4.074	99.7030	07/01/2030	8,345,000.00	8,304,062.44	8,320,212.68	8,301,971.09	18,241.59
		3140NY3N9	FN BZ4404	4.069	100.0565	07/01/2030	7,048,000.00	7,041,081.57	7,051,983.11	7,040,841.88	11,141.23
		3140NYN49	FN BZ4010	4.104	99.7452	07/01/2030	12,805,000.00	12,775,412.05	12,772,376.06	12,754,480.27	17,895.79
		3140NYNY3	FN BZ4006	4.104	99.5769	07/01/2030	18,760,000.00	18,687,351.04	18,680,620.06	18,685,985.94	(5,365.88)
		3140NYMU2	FN BZ3970	4.106	99.7245	05/01/2030	18,485,000.00	18,420,090.21	18,434,073.64	18,417,125.39	16,948.25
		3140NYKT7	FN BZ3905	4.067	100.0497	05/01/2030	10,000,000.00	9,980,574.77	10,004,972.70	9,979,687.50	25,285.20
		3140NX Y72	FN BZ3433	4.213	100.4974	04/01/2030	12,855,000.00	12,855,000.00	12,918,941.54	12,855,000.00	63,941.54
		3140NX7M9	FN BZ3599	4.344	100.2924	04/01/2030	35,880,000.00	35,553,487.18	35,984,923.53	35,514,192.21	470,731.32
		3140NXWN9	FN BZ3352	4.382	101.4160	03/01/2030	41,362,000.00	41,312,302.97	41,947,684.27	41,305,450.37	642,233.90
		3140HXL65	FN BL5748	3.918	94.2013	02/01/2030	12,893,328.50	12,268,189.83	12,145,676.87	12,253,698.53	(108,021.66)
		3140NWVP7	FN BZ2421	1.440	101.5035	12/01/2029	31,354,000.00	31,354,000.00	31,825,391.71	31,354,000.00	471,391.71
		3140NWVP7	FN BZ2421	4.498	101.5035	12/01/2029	20,000,000.00	19,908,462.75	20,300,690.00	19,889,062.50	411,627.50
		3140NW2N4	FN BZ2580	4.589	101.5036	12/01/2029	30,144,000.00	29,918,217.64	30,597,241.57	29,870,820.00	726,421.57
		3140NWPY5	FN BZ2238	4.376	101.0416	11/01/2029	9,870,000.00	9,847,304.73	9,972,800.99	9,842,240.63	130,560.36

3140NWHV0	FN BZ2043	4.334	98.9988	11/01/2029	20,000,000.00	19,603,330.95	19,799,759.60	19,566,406.25	233,353.35
3140NWG41	FN BZ2018	3.891	98.9080	10/01/2029	57,415,000.00	57,034,038.29	56,788,000.64	57,029,242.97	(241,242.33)
3140NWG90	FN BZ2023	4.497	99.8576	10/01/2029	15,000,000.00	14,712,589.48	14,978,632.65	14,640,234.38	338,398.27
3140NWEX9	FN BZ1949	4.468	99.8620	10/01/2029	3,444,000.00	3,391,961.08	3,439,247.14	3,380,097.66	59,149.48
3140NWKR5	FN BZ2103	4.517	100.2601	10/01/2029	15,000,000.00	14,756,007.04	15,039,013.65	14,711,132.81	327,880.84
3140HVB60	FN BL3660	4.458	95.3889	08/01/2029	24,435,246.25	23,053,393.70	23,308,507.48	22,592,103.26	716,404.22
3140HUNU6	FN BL3102	4.474	95.2507	08/01/2029	21,805,496.00	20,520,386.00	20,769,886.27	20,085,757.86	684,128.41
3140HUNU6	FN BL3102	4.139	95.2507	08/01/2029	4,754,470.35	4,520,972.94	4,528,666.01	4,445,244.05	83,421.95
3140HUNU6	FN BL3102	4.396	95.2507	08/01/2029	24,247,711.55	22,870,607.24	23,096,113.53	22,414,925.54	681,187.99
3138LSYU8	FN AM5222	4.323	100.4146	07/01/2029	28,072,894.64	28,072,894.65	28,189,277.56	28,072,894.65	116,382.92
3140NVFJ1	FN BZ1068	4.555	102.0253	06/01/2029	10,000,000.00	10,000,000.00	10,202,526.00	10,000,000.00	202,526.00
3140NVFJ1	FN BZ1068	4.555	102.0253	06/01/2029	15,000,000.00	15,000,000.00	15,303,789.00	15,000,000.00	303,789.00
3140NVE37	FN BZ1053	4.596	101.9814	06/01/2029	15,770,000.00	15,770,000.00	16,082,459.21	15,770,000.00	312,459.21
3140NU4W6	FN BZ0836	4.606	102.1382	05/01/2029	16,365,000.00	16,365,000.00	16,714,917.41	16,365,000.00	349,917.41
3140NU6F1	FN BZ0869	4.623	101.9199	04/01/2029	32,230,000.00	32,202,043.12	32,848,776.68	32,189,712.50	659,064.18
3140NUPT0	FN BZ0433	4.580	100.7752	03/01/2029	25,000,000.00	24,737,133.37	25,193,789.75	24,609,375.00	584,414.75
3140NUPT0	FN BZ0433	4.612	100.7752	03/01/2029	25,681,000.00	25,378,428.64	25,880,068.58	25,236,598.32	643,470.26
3140NURK7	FN BZ0489	4.552	102.1774	02/01/2029	25,000,000.00	25,000,000.00	25,544,358.50	25,000,000.00	544,358.50
3140NURK7	FN BZ0489	4.636	102.1774	02/01/2029	16,000,000.00	15,959,579.88	16,348,389.44	15,942,500.00	405,889.44
3140NUNR6	FN BZ0399	4.670	101.7811	02/01/2029	15,000,000.00	14,958,373.13	15,267,172.35	14,936,718.75	330,453.60
3140LLKK6	FN BS9297	5.110	101.2804	10/01/2028	21,050,000.00	20,668,750.41	21,319,053.20	20,402,054.69	917,477.51
3140LLZT1	FN BS9753	5.092	102.9237	10/01/2028	20,000,000.00	19,968,532.74	20,584,733.80	19,946,875.00	637,858.80
3136B3XY1	FNA 2019-M1 A2	4.441	98.9535	09/25/2028	10,624,131.30	10,465,957.33	10,512,949.23	10,437,379.04	75,570.20
3140LLB83	FN BS9062	5.049	101.3557	09/01/2028	20,000,000.00	19,700,721.15	20,271,147.40	19,481,250.00	789,897.40
3140LLMH1	FN BS9359	5.051	102.1039	08/01/2028	15,874,000.00	15,775,164.45	16,207,980.55	15,699,758.05	508,222.50
3136BQDE6	FNA 2023-M6 A2	4.724	100.1314	07/25/2028	23,868,678.50	23,580,272.96	23,900,041.23	23,375,454.64	524,586.59
3140LKKW2	FN BS8408	4.658	101.0136	06/01/2028	12,003,000.00	11,927,699.51	12,124,662.29	11,878,750.20	245,912.09
3140LKYQ0	FN BS8818	4.526	99.6752	06/01/2028	25,000,000.00	24,666,615.34	24,918,794.50	24,363,281.25	555,513.25
3140LKU84	FN BS8706	4.510	100.0980	06/01/2028	25,000,000.00	24,725,580.49	25,024,488.75	24,478,515.63	545,973.12
3140LKJP9	FN BS8369	4.649	99.9024	05/01/2028	16,850,000.00	16,740,036.31	16,833,547.15	16,657,804.69	175,742.46
3140LKJM6	FN BS8367	4.651	100.4648	05/01/2028	14,563,000.00	14,409,053.39	14,630,692.32	14,304,734.30	325,958.02
3140LKJC8	FN BS8358	4.074	100.2584	04/01/2028	24,459,000.00	24,459,000.00	24,522,212.08	24,459,000.00	63,212.08
3140LBU27	FN BS1500	4.591	93.4366	03/01/2028	29,612,500.00	27,409,458.17	27,668,914.06	26,109,896.48	1,559,017.58
3140LBU27	FN BS1500	3.741	93.4366	03/01/2028	20,000,000.00	18,849,248.35	18,687,320.60	18,286,718.75	400,601.85
3140LBP64	FN BS1344	4.165	93.4111	03/01/2028	20,000,000.00	18,691,459.59	18,682,212.20	18,017,968.75	664,243.45
3140LHSB7	FN BS6813	4.363	100.6241	02/01/2028	19,478,000.00	19,469,679.47	19,599,561.42	19,459,739.38	139,822.04
3140LJS23	FN BS7736	4.416	100.2769	02/01/2028	20,000,000.00	19,877,202.61	20,055,378.40	19,731,250.00	324,128.40
3140LJS23	FN BS7736	4.071	100.2769	02/01/2028	15,000,000.00	15,000,000.00	15,041,533.80	15,000,000.00	41,533.80
3140LJS23	FN BS7736	4.078	100.2769	02/01/2028	10,000,000.00	10,000,000.00	10,027,689.20	10,000,000.00	27,689.20
3140LHVX5	FN BS6929	4.280	100.3279	11/01/2027	31,100,000.00	31,058,098.36	31,201,967.57	30,996,738.28	205,229.29
3140LH4A5	FN BS7116	4.363	99.7325	11/01/2027	20,210,000.00	20,210,000.00	20,155,938.86	20,210,000.00	(54,061.14)
3136BML55	FNA 2022-M11 A2	4.554	97.9791	10/25/2027	20,727,966.90	20,338,851.94	20,309,081.22	19,748,777.74	560,303.48
3138LKZ34	FN AN7061	6.197	97.5131	10/01/2027	12,800,000.00	12,392,117.91	12,481,673.47	12,028,000.00	453,673.47
3136AY6X6	FNA 2017-M15 A2	4.609	98.4090	09/25/2027	12,884,596.02	12,662,624.27	12,679,597.97	12,363,675.76	315,922.21
3138LHUZ5	FN AN5099	3.076	98.6075	04/01/2027	23,095,316.50	23,088,752.24	22,773,707.98	23,073,664.63	(299,956.64)
3140HV2G8	FN BL4374	4.291	97.9483	10/01/2026	21,300,000.00	20,848,588.55	20,862,990.46	19,947,117.19	915,873.27
3136AS4R4	FNA 2016-M7 A2	4.574	98.9005	09/25/2026	13,762,061.27	13,596,101.46	13,610,741.22	13,465,626.47	145,114.75
3138LEVL2	FN AN2418	5.290	98.2592	09/01/2026	15,000,000.00	14,695,211.17	14,738,872.95	14,354,328.92	384,544.03
3138LETC5	FN AN2346	4.438	98.6284	08/01/2026	8,188,197.60	8,085,200.78	8,075,890.49	8,007,481.56	68,408.93
3138LENE7	FN AN2188	3.543	98.7315	07/01/2026	9,569,212.70	9,539,322.96	9,447,826.28	9,385,304.39	62,521.89
3138LD5W9	FN AN1760	4.176	98.9521	06/01/2026	15,000,000.00	14,938,962.22	14,842,818.90	14,582,812.50	260,006.40
3136AR5S3	FNA 2016-M5 A2	4.816	99.1731	04/25/2026	12,161,843.35	12,067,217.39	12,067,217.39	11,941,884.99	119,393.66
3140HSZG9	FN BL1642	4.103	99.5303	03/01/2026	9,391,622.80	9,362,805.37	9,347,510.72	9,305,410.64	42,100.08
3138LCW35	FN AN0665	5.458	99.5040	02/01/2026	14,330,560.84	14,262,176.24	14,259,477.24	13,834,029.23	425,448.02
3140HSW31	FN BL1565	3.958	99.5728	02/01/2026	9,000,000.00	8,977,858.64	8,961,555.24	8,928,281.25	33,273.99
3138LCH81	FN AN0254	3.738	99.6387	12/01/2025	7,036,818.85	7,033,643.67	7,011,392.01	6,903,778.99	107,613.02
3138LCHR9	FEDERAL NATIONAL MORTGAGE ASSOCIATION	2.939	99.6387	12/01/2025	13,454,720.25	13,454,425.99	13,406,102.96	13,442,106.45	(36,003.48)
---	---	4.290	99.6133	02/02/2029	1,556,161,224.17	1,538,338,488.63	1,549,639,693.24	1,527,884,174.17	21,755,519.07

D
CD

Cusip	Description	Yield	Market Price	Final Maturity	Par Value	Book Value	Market Value	Principal	Net Unrealized Gain/Loss
PPGYBN2W3RC	Altura Credit Union	4.020	100.0000	09/04/2026	25,000,000.00	25,000,000.00	25,000,000.00	25,000,000.00	0.00
78015JNU7	Royal Bank of Canada New York Branch	3.920	100.0000	05/19/2026	50,000,000.00	50,000,000.00	50,000,000.00	50,000,000.00	0.00
06051WWL4	Bank of America, National Association	3.950	100.0000	05/15/2026	50,000,000.00	50,000,000.00	50,000,000.00	50,000,000.00	0.00
78015JEG8	Royal Bank of Canada New York Branch	4.310	100.0000	03/19/2026	25,000,000.00	25,000,000.00	25,000,000.00	25,000,000.00	0.00
21684X4Q6	Coöperatieve Rabobank U.A., New York Branch	4.020	100.0000	02/13/2026	50,000,000.00	50,000,000.00	50,000,000.00	50,000,000.00	0.00
78015JKY2	Royal Bank of Canada New York Branch	4.180	100.0000	02/09/2026	50,000,000.00	50,000,000.00	50,000,000.00	50,000,000.00	0.00
78015JLGO	Royal Bank of Canada New York Branch	4.190	100.0000	01/30/2026	50,000,000.00	50,000,000.00	50,000,000.00	50,000,000.00	0.00
78015JLGO	Royal Bank of Canada New York Branch	4.190	100.0000	01/30/2026	25,000,000.00	25,000,000.00	25,000,000.00	25,000,000.00	0.00

78015JEC6	Royal Bank of Canada New York Branch	4.310	100.0000	01/21/2026	25,000,000.00	25,000,000.00	25,000,000.00	25,000,000.00	0.00
78015JEC7	Royal Bank of Canada New York Branch	4.270	100.0000	01/16/2026	25,000,000.00	25,000,000.00	25,000,000.00	25,000,000.00	0.00
86959TQW9	Svenska Handelsbanken AB (publ)	4.100	100.0000	01/16/2026	100,000,000.00	100,000,000.00	100,000,000.00	100,000,000.00	0.00
78015JKL0	Royal Bank of Canada New York Branch	4.230	100.0000	01/15/2026	50,000,000.00	50,000,000.00	50,000,000.00	50,000,000.00	0.00
86959TRH1	Svenska Handelsbanken AB (publ)	3.970	100.0000	01/15/2026	50,000,000.00	50,000,000.00	50,000,000.00	50,000,000.00	0.00
86959TRM0	Svenska Handelsbanken AB (publ)	3.940	100.0000	01/15/2026	50,000,000.00	50,000,000.00	50,000,000.00	50,000,000.00	0.00
78015JNG8	Royal Bank of Canada New York Branch	4.180	100.0000	01/06/2026	50,000,000.00	50,000,000.00	50,000,000.00	50,000,000.00	0.00
78015JNG8	Royal Bank of Canada New York Branch	4.180	100.0000	01/06/2026	50,000,000.00	50,000,000.00	50,000,000.00	50,000,000.00	0.00
78015JNG8	Royal Bank of Canada New York Branch	4.180	100.0000	01/06/2026	50,000,000.00	50,000,000.00	50,000,000.00	50,000,000.00	0.00
86959TRD0	Svenska Handelsbanken AB (publ)	4.010	100.0000	12/30/2025	70,000,000.00	70,000,000.00	70,000,000.00	70,000,000.00	0.00
06051WVS0	Bank of America, National Association	4.430	100.0000	12/04/2025	50,000,000.00	50,000,000.00	50,000,000.00	50,000,000.00	0.00
21684X3P9	Coöperatieve Rabobank U.A., New York Branch	4.400	100.0000	12/01/2025	50,000,000.00	50,000,000.00	50,000,000.00	50,000,000.00	0.00
86959TQT6	Svenska Handelsbanken AB (publ)	4.270	100.0000	11/20/2025	50,000,000.00	50,000,000.00	50,000,000.00	50,000,000.00	0.00
21684X2S4	Coöperatieve Rabobank U.A., New York Branch	4.300	100.0000	11/19/2025	25,000,000.00	25,000,000.00	25,000,000.00	25,000,000.00	0.00
86959TLZ7	Svenska Handelsbanken AB (publ)	4.360	100.0000	11/18/2025	50,000,000.00	50,000,000.00	50,000,000.00	50,000,000.00	0.00
06418NFU1	Bank of Nova Scotia, Houston Branch	4.440	100.0000	11/10/2025	50,000,000.00	50,000,000.00	50,000,000.00	50,000,000.00	0.00
06053RCD3	Bank of America, National Association	4.510	100.0000	11/10/2025	50,000,000.00	50,000,000.00	50,000,000.00	50,000,000.00	0.00
06053RCD3	Bank of America, National Association	4.510	100.0000	11/10/2025	50,000,000.00	50,000,000.00	50,000,000.00	50,000,000.00	0.00
---	---	4.196	100.0000	01/15/2026	1,220,000,000.00	1,220,000,000.00	1,220,000,000.00	1,220,000,000.00	0.00

P
CP

Cusip	Description	Yield	Market Price	Final Maturity	Par Value	Book Value	Market Value	Principal	Net Unrealized Gain/Loss
7426M3G29	Private Export Funding Corporation	3.772	97.5228	07/02/2026	50,000,000.00	48,761,375.00	48,761,375.00	48,644,138.89	117,236.11
7426M3EV7	Private Export Funding Corporation	3.812	97.8461	05/29/2026	25,000,000.00	24,461,534.72	24,461,534.72	24,332,715.28	128,819.44
7426M5EV2	Private Export Funding Corporation	3.799	97.8461	05/29/2026	25,000,000.00	24,461,534.72	24,461,534.72	24,415,159.72	46,375.00
46651VGV2	J.P. Morgan Securities LLC	4.016	100.0000	05/11/2026	25,000,000.00	25,000,000.00	25,000,000.00	25,000,000.00	0.00
46651VGV2	J.P. Morgan Securities LLC	4.016	100.0000	05/11/2026	50,000,000.00	50,000,000.00	50,000,000.00	50,000,000.00	0.00
46651VGV2	J.P. Morgan Securities LLC	4.016	100.0000	05/11/2026	50,000,000.00	50,000,000.00	50,000,000.00	50,000,000.00	0.00
46651VGV2	J.P. Morgan Securities LLC	4.016	100.0000	05/11/2026	50,000,000.00	50,000,000.00	50,000,000.00	50,000,000.00	0.00
46651VGV2	J.P. Morgan Securities LLC	4.016	100.0000	05/11/2026	50,000,000.00	50,000,000.00	50,000,000.00	50,000,000.00	0.00
7426M3E88	Private Export Funding Corporation	4.091	97.9268	05/08/2026	50,000,000.00	48,963,388.89	48,963,388.89	48,516,763.89	446,625.00
7426M3DH9	Private Export Funding Corporation	4.218	98.1027	04/17/2026	25,000,000.00	24,525,673.61	24,525,673.61	24,238,805.56	286,868.05
7426M5CX0	Private Export Funding Corporation	4.063	98.3500	03/31/2026	50,000,000.00	49,175,000.00	49,175,000.00	48,735,000.00	440,000.00
21687BCG4	Coöperatieve Rabobank U.A., New York Branch	3.903	98.5600	03/16/2026	50,000,000.00	49,279,999.99	49,280,000.00	49,194,666.66	85,333.34
21687BCG4	Coöperatieve Rabobank U.A., New York Branch	3.903	98.5600	03/16/2026	50,000,000.00	49,280,000.00	49,280,000.00	49,194,666.67	85,333.33
63763QB48	National Securities Clearing Corporation	3.893	98.9840	02/04/2026	27,000,000.00	26,725,687.50	26,725,687.50	26,702,587.50	23,100.00
7426M3AW9	Private Export Funding Corporation	4.226	98.9450	01/30/2026	25,000,000.00	24,743,750.00	24,736,250.00	24,256,875.00	479,375.00
7426M3AW9	Private Export Funding Corporation	4.339	98.9450	01/30/2026	25,000,000.00	24,736,250.00	24,736,250.00	24,314,250.00	422,000.00
7426M5AV6	Private Export Funding Corporation	4.235	98.9790	01/29/2026	25,000,000.00	24,744,743.05	24,744,743.05	24,377,631.94	367,111.11
63763QAV9	National Securities Clearing Corporation	4.064	99.0111	01/29/2026	35,000,000.00	34,653,888.89	34,653,888.89	34,451,666.67	202,222.22
7426M3AU3	Private Export Funding Corporation	4.305	98.9758	01/28/2026	25,000,000.00	24,743,944.44	24,743,944.44	24,330,763.89	413,180.55
63763QAU1	National Securities Clearing Corporation	4.097	99.0149	01/28/2026	50,000,000.00	49,507,444.44	49,507,444.44	49,182,805.55	324,638.89
63763QAU1	National Securities Clearing Corporation	4.097	99.0149	01/28/2026	25,000,000.00	24,753,722.22	24,753,722.22	24,591,402.78	162,319.44
7426M3AM1	Private Export Funding Corporation	4.190	99.0842	01/21/2026	50,000,000.00	49,542,125.00	49,542,125.00	48,564,194.44	977,930.56
63763QAM9	National Securities Clearing Corporation	3.976	99.1135	01/21/2026	25,000,000.00	24,778,375.00	24,778,375.00	24,772,902.78	5,472.22
7426M5AL8	Private Export Funding Corporation	4.278	99.0689	01/20/2026	25,000,000.00	24,767,222.22	24,767,222.22	24,487,888.89	279,333.33
63763QAL1	National Securities Clearing Corporation	3.972	99.1267	01/20/2026	30,000,000.00	29,738,000.00	29,738,000.00	29,679,050.00	58,950.00
63763QAG2	National Securities Clearing Corporation	3.983	99.1682	01/16/2026	20,000,000.00	19,833,644.45	19,833,644.45	19,785,488.89	48,155.56
7426M3AF6	Private Export Funding Corporation	3.962	99.1854	01/15/2026	50,000,000.00	49,592,708.33	49,592,708.33	49,348,333.33	244,375.00
63763QAE7	National Securities Clearing Corporation	4.091	99.1716	01/14/2026	50,000,000.00	49,585,805.55	49,585,805.55	49,255,569.44	330,236.11
63763QAD9	National Securities Clearing Corporation	3.973	99.2011	01/13/2026	45,000,000.00	44,640,475.00	44,640,475.00	44,630,625.00	9,850.00
63763QA80	National Securities Clearing Corporation	4.143	99.2293	01/08/2026	50,000,000.00	49,614,666.67	49,614,666.67	49,240,666.67	374,000.00
63763QA72	National Securities Clearing Corporation	4.352	99.2053	01/07/2026	50,000,000.00	49,602,652.78	49,602,652.78	49,057,041.67	545,611.11
7426M2ZW4	Private Export Funding Corporation	4.224	99.3264	12/30/2025	25,000,000.00	24,831,604.17	24,831,604.17	24,326,416.67	505,187.50
78015CZ88	Royal Bank of Canada New York Branch	4.394	99.5581	12/08/2025	50,000,000.00	49,779,027.78	49,779,027.78	48,925,000.00	854,027.78
78015MBY5	Royal Bank of Canada New York Branch	4.450	100.0000	12/08/2025	50,000,000.00	50,000,000.00	50,000,000.00	50,000,000.00	0.00
7426M2YU9	Private Export Funding Corporation	4.230	99.6865	11/28/2025	20,000,000.00	19,937,300.00	19,937,300.00	19,763,133.33	174,166.67
63763PYL7	National Securities Clearing Corporation	4.201	99.7804	11/20/2025	50,000,000.00	49,890,222.22	49,890,222.22	49,514,666.67	375,555.55
63763PYL7	National Securities Clearing Corporation	4.201	99.7804	11/20/2025	10,000,000.00	9,978,044.44	9,978,044.44	9,902,933.33	75,111.11
46640PYH0	J.P. Morgan Securities LLC	4.148	99.8169	11/17/2025	44,500,000.00	44,418,515.56	44,418,515.56	44,199,526.11	218,989.45
63763PYD5	National Securities Clearing Corporation	4.363	99.8563	11/13/2025	25,000,000.00	24,964,083.33	24,964,083.33	24,697,701.39	266,381.94
63763PYA1	National Securities Clearing Corporation	4.251	99.8948	11/10/2025	25,000,000.00	24,973,687.50	24,973,687.50	24,760,263.89	213,423.61
63763PY78	National Securities Clearing Corporation	4.238	99.9300	11/07/2025	15,000,000.00	14,989,500.00	14,989,500.00	14,865,250.00	124,250.00
14912DY52	Caterpillar Financial Services Corporation	4.109	99.9544	11/05/2025	50,000,000.00	49,977,222.22	49,977,222.22	49,891,805.56	85,416.66
14912DY52	Caterpillar Financial Services Corporation	4.109	99.9544	11/05/2025	50,000,000.00	49,977,222.22	49,977,222.22	49,891,805.56	85,416.66
21687AY56	Coöperatieve Rabobank U.A., New York Branch	3.903	99.9567	11/05/2025	50,000,000.00	49,978,333.33	49,978,333.34	49,962,083.33	16,250.01
21687AY56	Coöperatieve Rabobank U.A., New York Branch	3.903	99.9567	11/05/2025	50,000,000.00	49,978,333.34	49,978,333.34	49,962,083.34	16,250.00
63763PY37	National Securities Clearing Corporation	4.210	99.9768	11/03/2025	50,000,000.00	49,988,388.89	49,988,388.89	49,645,861.11	342,527.78

---	---	4.094	99.2814	01/31/2026	1,746,500,000.00	1,733,875,097.50	1,733,867,597.52	1,723,610,191.40	10,257,406.12
-----	-----	-------	---------	------------	------------------	------------------	------------------	------------------	---------------

Corporate CORP

Cusip	Description	Yield	Market Price	Final Maturity	Par Value	Book Value	Market Value	Principal	Net Unrealized Gain/Loss
037833EC0	APPLE INC	3.934	94.5679	02/08/2028	10,000,000.00	9,425,527.88	9,456,790.00	9,122,700.00	334,090.00
037833EC0	APPLE INC	3.693	94.5679	02/08/2028	5,000,000.00	4,736,221.13	4,728,395.00	4,609,900.00	118,495.00
037833EC0	APPLE INC	4.235	94.5679	02/08/2028	50,000,000.00	46,795,082.86	47,283,950.00	45,917,500.00	1,366,450.00
037833DK3	APPLE INC	4.252	98.7393	11/13/2027	11,148,000.00	10,884,260.94	11,007,457.16	10,755,590.40	251,866.76
037833DK3	APPLE INC	4.070	98.7393	11/13/2027	8,275,000.00	8,105,923.36	8,170,677.08	8,057,615.75	113,061.33
037833DB3	APPLE INC	4.444	98.3135	09/12/2027	4,296,000.00	4,181,865.08	4,223,547.96	4,104,656.16	118,891.80
037833DB3	APPLE INC	3.620	98.3135	09/12/2027	25,000,000.00	24,684,778.60	24,578,375.00	24,497,500.00	80,875.00
037833DB3	APPLE INC	3.618	98.3135	09/12/2027	10,000,000.00	9,874,174.72	9,831,350.00	9,800,900.00	30,450.00
037833DB3	APPLE INC	4.322	98.3135	09/12/2027	8,635,000.00	8,421,695.57	8,489,370.73	8,308,769.70	180,601.03
931142EX7	WALMART INC	4.404	100.4294	09/09/2027	20,000,000.00	19,843,860.92	20,085,880.00	19,738,000.00	347,880.00
931142EX7	WALMART INC	4.326	100.4294	09/09/2027	3,770,000.00	3,745,579.94	3,786,188.38	3,729,095.50	57,092.88
594918CQ5	MICROSOFT CORP	3.994	99.5528	06/15/2027	6,441,000.00	6,382,815.55	6,412,195.85	6,339,103.38	73,092.47
594918CQ5	MICROSOFT CORP	3.718	99.5528	06/15/2027	5,000,000.00	4,975,604.41	4,977,640.00	4,958,350.00	19,290.00
037833CR9	APPLE INC	3.677	99.2250	05/11/2027	20,000,000.00	19,862,125.86	19,845,000.00	19,761,200.00	83,800.00
037833CR9	APPLE INC	3.647	99.2250	05/11/2027	10,411,000.00	10,343,741.22	10,330,314.75	10,295,958.45	34,356.30
931142CH4	WALMART INC	3.581	102.9481	04/05/2027	3,351,000.00	3,454,839.20	3,449,790.83	3,536,712.42	(86,921.59)
771196BV3	ROCHE HOLDINGS INC	4.559	98.0024	03/10/2027	5,000,000.00	4,858,085.38	4,900,120.00	4,726,800.00	173,320.00
771196BV3	ROCHE HOLDINGS INC	4.326	98.0024	03/10/2027	25,000,000.00	24,361,700.00	24,500,600.00	23,772,500.00	728,100.00
771196BV3	ROCHE HOLDINGS INC	4.213	98.0024	03/10/2027	20,000,000.00	19,516,977.78	19,600,480.00	19,084,800.00	515,680.00
771196BV3	ROCHE HOLDINGS INC	4.128	98.0024	03/10/2027	5,710,000.00	5,578,102.32	5,595,937.04	5,461,957.60	133,979.44
771196BV3	ROCHE HOLDINGS INC	3.870	98.0024	03/10/2027	6,000,000.00	5,880,265.14	5,880,144.00	5,785,980.00	94,164.00
037833CJ7	APPLE INC	4.528	99.4590	02/09/2027	4,700,000.00	4,635,019.06	4,674,573.00	4,537,897.00	136,676.00
037833CJ7	APPLE INC	4.797	99.4590	02/09/2027	5,000,000.00	4,914,407.73	4,972,950.00	4,824,950.00	148,000.00
037833CJ7	APPLE INC	3.970	99.4590	02/09/2027	5,000,000.00	4,962,763.87	4,972,950.00	4,927,850.00	45,100.00
037833CJ7	APPLE INC	4.004	99.4590	02/09/2027	10,000,000.00	9,921,497.06	9,945,900.00	9,847,890.00	98,010.00
037833CJ7	APPLE INC	3.748	99.4590	02/09/2027	10,000,000.00	9,951,867.50	9,945,900.00	9,908,600.00	37,300.00
771196BL5	ROCHE HOLDINGS INC	4.335	98.2528	01/28/2027	3,000,000.00	2,932,212.38	2,947,584.00	2,837,190.00	110,394.00
771196BL5	ROCHE HOLDINGS INC	4.325	98.2528	01/28/2027	3,000,000.00	2,932,562.12	2,947,584.00	2,838,030.00	109,554.00
771196BL5	ROCHE HOLDINGS INC	4.903	98.2528	01/28/2027	5,000,000.00	4,854,451.00	4,912,640.00	4,696,050.00	216,590.00
771196BL5	ROCHE HOLDINGS INC	3.876	98.2528	01/28/2027	24,000,000.00	23,576,445.00	23,580,672.00	23,192,160.00	388,512.00
771196BL5	ROCHE HOLDINGS INC	3.865	98.2528	01/28/2027	10,000,000.00	9,824,790.95	9,825,280.00	9,666,600.00	158,680.00
594918CG7	MICROSOFT CORP	4.560	99.6452	09/15/2026	14,108,000.00	13,975,402.63	14,057,944.82	13,685,606.48	372,338.34
037833DN7	APPLE INC	4.211	98.4042	09/11/2026	15,000,000.00	14,733,186.74	14,760,630.00	14,538,600.00	222,030.00
037833DN7	APPLE INC	5.003	98.4042	09/11/2026	10,557,000.00	10,306,875.88	10,388,531.39	9,891,064.44	497,466.95
594918BR4	MICROSOFT CORP	4.070	98.9274	08/08/2026	20,000,000.00	19,756,171.51	19,785,480.00	19,370,400.00	415,080.00
594918BR4	MICROSOFT CORP	4.510	98.9274	08/08/2026	11,846,000.00	11,664,916.28	11,718,939.80	11,367,421.60	351,518.20
037833BZ2	APPLE INC	4.875	98.9292	08/04/2026	34,000,000.00	33,414,725.30	33,635,928.00	32,335,360.00	1,300,568.00
037833BZ2	APPLE INC	5.028	98.9292	08/04/2026	16,000,000.00	15,707,777.96	15,828,672.00	15,169,920.00	658,752.00
037833BY5	APPLE INC	4.398	99.7663	02/23/2026	5,000,000.00	4,982,720.00	4,988,315.00	4,928,000.00	60,315.00
037833BY5	APPLE INC	4.412	99.7663	02/23/2026	10,000,000.00	9,965,785.51	9,976,630.00	9,763,800.00	212,830.00
037833BY5	APPLE INC	4.381	99.7663	02/23/2026	15,000,000.00	14,948,949.90	14,964,945.00	14,785,500.00	179,445.00
037833BY5	APPLE INC	4.411	99.7663	02/23/2026	436,000.00	434,508.88	434,981.07	425,706.04	9,275.03
037833BY5	APPLE INC	4.276	99.7663	02/23/2026	7,691,000.00	7,667,090.07	7,673,026.13	7,611,090.51	61,935.62
771196BJ0	ROCHE HOLDINGS INC	4.882	99.9644	11/10/2025	3,300,000.00	3,298,548.27	3,298,825.20	3,200,637.00	98,188.20

---	---	4.225	98.3869	03/06/2027	505,675,000.00	495,275,903.46	497,373,085.19	486,715,912.43	10,657,172.76
-----	-----	-------	---------	------------	----------------	----------------	----------------	----------------	---------------

IM Fund MMFUND

Cusip	Description	Yield	Market Price	Final Maturity	Par Value	Book Value	Market Value	Principal	Net Unrealized Gain/Loss
38141W273	GOLDMAN:FS GOVT INST	3.960	1.0000	10/31/2025	100,000,000.00	100,000,000.00	100,000,000.00	100,000,000.00	0.00
949921126	ALLSPRING:GOVT MM SEL	4.010	1.0000	10/31/2025	1,000,000.00	1,000,000.00	1,000,000.00	1,000,000.00	0.00
31607A703	FIDELITY IMM:GOVT INSTL	3.990	1.0000	10/31/2025	1,000,000.00	1,000,000.00	1,000,000.00	1,000,000.00	0.00
61747C707	MORG STAN I LQ:GV I	3.950	1.0000	10/31/2025	20,000,000.00	20,000,000.00	20,000,000.00	20,000,000.00	0.00
69347S	PNC BANK DEPOSIT	4.000	1.0000	10/31/2025	50,000,000.00	50,000,000.00	50,000,000.00	50,000,000.00	0.00
69347S	PNC BANK DEPOSIT	4.000	1.0000	10/31/2025	50,000,000.00	50,000,000.00	50,000,000.00	50,000,000.00	0.00
69347S	PNC BANK DEPOSIT	4.000	1.0000	10/31/2025	50,000,000.00	50,000,000.00	50,000,000.00	50,000,000.00	0.00
4812CA538	JPMORGAN:US GVT MM EMPWR	3.950	1.0000	10/31/2025	1,000,000.00	1,000,000.00	1,000,000.00	1,000,000.00	0.00

---	---	3.982	1.0000	10/31/2025	273,000,000.00	273,000,000.00	273,000,000.00	273,000,000.00	0.00
-----	-----	-------	--------	------------	----------------	----------------	----------------	----------------	------

Iuni MUNI

Cusip	Description	Yield	Market Price	Final Maturity	Par Value	Book Value	Market Value	Principal	Net Unrealized Gain/Loss
-------	-------------	-------	--------------	----------------	-----------	------------	--------------	-----------	--------------------------

60412AR54	MINNESOTA ST	4.051	100.7621	08/01/2028	1,250,000.00	1,250,000.00	1,259,525.65	1,250,000.00	9,525.65
419792M29	HAWAII ST	4.513	102.3616	10/01/2027	5,000,000.00	5,042,562.12	5,118,082.31	5,084,150.00	33,932.31
13063D3N6	CALIFORNIA STATE	4.847	101.4528	03/01/2027	9,300,000.00	9,300,000.00	9,435,108.56	9,300,000.00	135,108.56
13063DRD2	CALIFORNIA STATE	4.259	98.7587	10/01/2026	5,500,000.00	5,409,095.96	5,431,728.52	5,336,155.00	95,573.52
13063EBN5	CALIFORNIA STATE	5.096	100.8771	09/01/2026	30,000,000.00	30,094,464.67	30,263,126.83	30,269,100.00	(5,973.17)
93974EYC4	WASHINGTON STATE	3.370	99.7325	08/01/2026	20,825,000.00	20,825,000.00	20,769,283.15	20,825,000.00	(55,716.85)
13063DMA3	CALIFORNIA STATE	4.011	99.4320	04/01/2026	13,500,000.00	13,426,066.34	13,423,320.00	13,335,975.00	87,345.00
---	---	4.374	100.3850	09/25/2026	85,375,000.00	85,347,189.09	85,700,175.02	85,400,380.00	299,795.02

**mutual Fund
Open-End Fund**

Cusip	Description	Yield	Market Price	Final Maturity	Par Value	Book Value	Market Value	Principal	Net Unrealized Gain/Loss
900999101	CalTRUST Liquidity Fund	4.170	1.0000	---	93,865,661.30	93,865,661.30	93,865,661.30	93,865,661.30	0.00
900999101	CalTRUST Liquidity Fund	4.170	1.0000	---	9,134,338.70	9,134,338.70	9,134,338.70	9,134,338.70	0.00
900999101	CalTRUST Liquidity Fund	4.170	1.0000	---	40,000,000.00	40,000,000.00	40,000,000.00	40,000,000.00	0.00
900999101	CalTRUST Liquidity Fund	---	1.0000	---	143,000,000.00	143,000,000.00	143,000,000.00	143,000,000.00	0.00

**on-US Gov
SUPRANATIONAL**

Cusip	Description	Yield	Market Price	Final Maturity	Par Value	Book Value	Market Value	Principal	Net Unrealized Gain/Loss
459058LY7	INTERNATIONAL BANK FOR RECONSTRUCTION AND DEVELOPM	3.609	98.8381	10/28/2030	8,500,000.00	8,457,932.35	8,401,238.50	8,457,840.00	(56,601.50)
459058KD4	INTERNATIONAL BANK FOR RECONSTRUCTION AND DEVELOPM	4.630	100.0008	11/22/2028	10,000,000.00	10,000,000.00	10,000,080.00	10,000,000.00	80.00
459058LG6	INTERNATIONAL BANK FOR RECONSTRUCTION AND DEVELOPM	5.590	100.0822	05/15/2028	10,000,000.00	10,011,490.51	10,008,220.00	10,017,000.00	(8,780.00)
459058LG6	INTERNATIONAL BANK FOR RECONSTRUCTION AND DEVELOPM	5.584	100.0822	05/15/2028	10,000,000.00	10,010,965.79	10,008,220.00	10,016,200.00	(7,980.00)
459058LG6	INTERNATIONAL BANK FOR RECONSTRUCTION AND DEVELOPM	5.601	100.0822	05/15/2028	10,000,000.00	10,009,628.76	10,008,220.00	10,014,100.00	(5,880.00)
459058LG6	INTERNATIONAL BANK FOR RECONSTRUCTION AND DEVELOPM	5.096	100.0822	05/15/2028	5,000,000.00	5,004,183.73	5,004,110.00	5,006,000.00	(1,890.00)
459058LG6	INTERNATIONAL BANK FOR RECONSTRUCTION AND DEVELOPM	4.919	100.0822	05/15/2028	10,000,000.00	10,004,889.28	10,008,220.00	10,006,600.00	1,620.00
45950VTK2	INTERNATIONAL FINANCE CORP	4.841	101.3805	03/23/2027	15,000,000.00	15,000,000.00	15,207,077.40	15,000,000.00	207,077.40
45950VSW7	INTERNATIONAL FINANCE CORP	4.430	100.7526	02/22/2027	50,000,000.00	50,000,000.00	50,376,300.00	50,000,000.00	376,300.00
45950VRX6	INTERNATIONAL FINANCE CORP	4.077	100.1538	02/01/2027	25,000,000.00	24,978,050.10	25,038,450.00	24,930,500.00	107,950.00
45950VSY3	INTERNATIONAL FINANCE CORPORATION	4.644	100.1019	02/26/2026	25,000,000.00	25,000,000.00	25,025,484.25	25,000,000.00	25,484.25
---	---	4.659	100.3284	08/02/2027	178,500,000.00	178,477,140.54	179,085,620.15	178,448,240.00	637,380.15

**epo
REPO**

Cusip	Description	Yield	Market Price	Final Maturity	Par Value	Book Value	Market Value	Principal	Net Unrealized Gain/Loss
RP1103202542	Reference Number: L25103100011A0	4.200	100.0000	11/03/2025	840,000,000.00	840,000,000.00	840,000,000.00	840,000,000.00	0.00
RP1103202542	Reference Number: L25103100011A0	4.200	100.0000	11/03/2025	840,000,000.00	840,000,000.00	840,000,000.00	840,000,000.00	0.00

**S Gov
T-BILL**

Cusip	Description	Yield	Market Price	Final Maturity	Par Value	Book Value	Market Value	Principal	Net Unrealized Gain/Loss
912797QN0	UNITED STATES TREASURY	4.094	98.0560	05/14/2026	50,000,000.00	48,939,601.42	49,028,000.00	48,338,344.50	689,655.50
912797PV3	UNITED STATES TREASURY	4.135	98.5928	03/19/2026	10,000,000.00	9,848,353.34	9,859,277.80	9,600,004.45	259,273.35
912797PM3	UNITED STATES TREASURY	3.899	98.8765	02/19/2026	25,000,000.00	24,713,541.66	24,719,125.00	24,177,083.33	542,041.67
912797PM3	UNITED STATES TREASURY	3.988	98.8765	02/19/2026	35,000,000.00	34,590,044.51	34,606,775.00	33,826,036.56	780,738.44
912797PM3	UNITED STATES TREASURY	4.048	98.8765	02/19/2026	50,000,000.00	49,405,541.67	49,438,250.00	48,319,304.17	1,118,945.83
912797PM3	UNITED STATES TREASURY	4.018	98.8765	02/19/2026	15,000,000.00	14,822,945.83	14,831,475.00	14,502,638.75	328,836.25
912797PD3	UNITED STATES TREASURY	4.008	99.1656	01/22/2026	15,000,000.00	14,868,085.92	14,874,833.40	14,546,344.25	328,489.15
912797RH2	UNITED STATES TREASURY	4.298	99.3061	01/08/2026	50,000,000.00	49,608,055.47	49,653,041.50	48,950,972.00	702,069.50
912797RA7	UNITED STATES TREASURY	4.240	99.3592	01/02/2026	50,000,000.00	49,647,375.00	49,679,583.50	48,959,187.50	720,396.00
912797RA7	UNITED STATES TREASURY	4.287	99.3592	01/02/2026	25,000,000.00	24,821,750.00	24,839,791.75	24,473,875.00	365,916.75
912797NU7	UNITED STATES TREASURY	4.257	99.4244	12/26/2025	50,000,000.00	49,685,965.24	49,712,180.50	48,949,411.00	762,769.50
---	UNITED STATES TREASURY	4.141	99.0000	02/07/2026	375,000,000.00	370,951,260.07	371,242,333.45	364,643,201.51	6,599,131.94

**S Gov
US GOV**

Cusip	Description	Yield	Market Price	Final Maturity	Par Value	Book Value	Market Value	Principal	Net Unrealized Gain/Loss
91282CKX8	UNITED STATES TREASURY	4.045	102.0625	06/30/2029	25,000,000.00	25,171,147.86	25,515,625.00	25,189,453.13	326,171.87
91282CKT7	UNITED STATES TREASURY	3.980	102.8594	05/31/2029	20,000,000.00	20,340,830.20	20,571,875.00	20,381,250.00	190,625.00
91282CJF9	UNITED STATES TREASURY	4.010	103.5625	10/31/2028	10,000,000.00	10,239,134.89	10,356,250.00	10,282,812.50	73,437.50
91282CCY5	UNITED STATES TREASURY	3.548	93.5469	09/30/2028	7,000,000.00	6,566,680.36	6,548,281.25	6,405,000.00	143,281.25

912810FB9	UNITED STATES TREASURY	4.003	104.7930	11/15/2027	15,000,000.00	15,582,527.47	15,718,945.35	16,425,000.00	(706,054.65)
91282CFH9	UNITED STATES TREASURY	3.269	99.1367	08/31/2027	5,000,000.00	4,987,924.85	4,956,835.95	4,966,992.19	(10,156.24)
912810FA1	UNITED STATES TREASURY	3.247	104.5352	08/15/2027	15,000,000.00	15,767,857.51	15,680,273.40	17,133,984.38	(1,453,710.98)
912810FA1	UNITED STATES TREASURY	3.483	104.5352	08/15/2027	15,000,000.00	15,705,743.57	15,680,273.40	16,957,031.25	(1,276,757.85)
91282CEW7	UNITED STATES TREASURY	3.109	99.4023	06/30/2027	15,000,000.00	15,032,243.42	14,910,351.60	15,094,335.94	(183,984.34)
91282CEW7	UNITED STATES TREASURY	3.213	99.4023	06/30/2027	15,000,000.00	15,008,425.58	14,910,351.60	15,024,609.38	(114,257.78)
91282ZS2	UNITED STATES TREASURY	2.845	95.2617	05/31/2027	20,000,000.00	19,315,142.39	19,052,343.80	17,828,906.25	1,223,437.55
91282CEF4	UNITED STATES TREASURY	2.502	98.4102	03/31/2027	25,000,000.00	24,999,449.15	24,602,539.00	24,998,046.88	(395,507.88)
91282CEF4	UNITED STATES TREASURY	2.503	98.4102	03/31/2027	25,000,000.00	24,998,898.29	24,602,539.00	24,996,093.75	(393,554.75)
912810EZ7	UNITED STATES TREASURY	3.048	103.6563	02/15/2027	15,000,000.00	15,641,161.05	15,548,437.50	17,248,828.13	(1,700,390.63)
912810EY0	UNITED STATES TREASURY	4.205	102.8164	11/15/2026	25,000,000.00	25,541,321.13	25,704,101.50	27,136,718.75	(1,432,617.25)
91282CDG3	UNITED STATES TREASURY	2.884	97.4648	10/31/2026	10,000,000.00	9,836,849.51	9,746,484.40	9,258,203.13	488,281.27
91282CJC6	UNITED STATES TREASURY	3.602	100.8125	10/15/2026	50,000,000.00	50,474,642.11	50,406,250.00	50,488,281.25	(82,031.25)
91282CCZ2	UNITED STATES TREASURY	2.540	97.4492	09/30/2026	15,000,000.00	14,786,142.07	14,617,382.85	13,943,554.69	673,828.16
91282CCZ2	UNITED STATES TREASURY	0.982	97.4492	09/30/2026	20,000,000.00	19,981,003.61	19,489,843.80	19,895,833.60	(405,989.80)
91282CLP4	UNITED STATES TREASURY	3.708	99.7656	09/30/2026	25,000,000.00	24,953,666.11	24,941,406.25	24,947,265.63	(5,859.38)
91282CLP4	UNITED STATES TREASURY	3.700	99.7656	09/30/2026	50,000,000.00	49,910,764.35	49,882,812.50	49,898,437.50	(15,625.00)
91282CCW9	UNITED STATES TREASURY	0.902	97.5781	08/31/2026	25,000,000.00	24,969,293.56	24,394,531.25	24,817,382.81	(422,851.56)
91282CCW9	UNITED STATES TREASURY	0.832	97.5781	08/31/2026	25,000,000.00	24,983,475.42	24,394,531.25	24,900,416.25	(505,885.00)
91282CLH2	UNITED STATES TREASURY	3.947	99.9766	08/31/2026	50,000,000.00	49,920,068.99	49,988,281.00	49,898,437.50	89,843.50
912828Y95	UNITED STATES TREASURY	3.911	98.6172	07/31/2026	50,000,000.00	49,261,985.09	49,308,593.50	49,044,921.88	263,671.62
91282CCJ8	UNITED STATES TREASURY	0.882	98.1016	06/30/2026	20,000,000.00	19,999,097.64	19,620,312.40	19,993,166.80	(372,854.40)
91282CCJ8	UNITED STATES TREASURY	0.906	98.1016	06/30/2026	35,000,000.00	34,992,958.80	34,335,546.70	34,946,679.69	(611,132.99)
91282CKY6	UNITED STATES TREASURY	4.101	100.5156	06/30/2026	50,000,000.00	50,167,736.75	50,257,812.50	50,251,953.13	5,859.37
91282CCF6	UNITED STATES TREASURY	3.802	98.2773	05/31/2026	50,000,000.00	49,136,755.75	49,138,672.00	48,919,921.88	218,750.12
91282CBH0	UNITED STATES TREASURY	4.172	99.8945	05/15/2026	50,000,000.00	49,857,318.17	49,947,265.50	49,751,953.13	195,312.37
91282CBT7	UNITED STATES TREASURY	0.715	98.7734	03/31/2026	25,000,000.00	25,003,536.13	24,693,359.25	25,039,062.50	(345,703.25)
91282CKH3	UNITED STATES TREASURY	4.125	100.2695	03/31/2026	10,000,000.00	10,014,885.98	10,026,953.10	10,036,718.75	(9,765.65)
91282CKH3	UNITED STATES TREASURY	4.107	100.2695	03/31/2026	10,000,000.00	10,015,593.50	10,026,953.10	10,038,671.88	(11,718.78)
91282CBQ3	UNITED STATES TREASURY	0.591	98.9023	02/28/2026	20,000,000.00	19,994,161.24	19,780,468.80	19,910,508.60	(130,039.80)
91282CKB6	UNITED STATES TREASURY	4.212	100.2188	02/28/2026	50,000,000.00	50,065,230.12	50,109,375.00	50,201,171.87	(91,796.87)
91282CKB6	UNITED STATES TREASURY	4.212	100.2188	02/28/2026	5,000,000.00	5,006,523.01	5,010,937.50	5,020,117.19	(9,179.69)
912828P46	UNITED STATES TREASURY	0.799	99.3516	02/15/2026	10,000,000.00	10,023,465.87	9,935,156.20	10,401,560.00	(466,403.80)
912828P46	UNITED STATES TREASURY	0.670	99.3516	02/15/2026	10,000,000.00	10,027,232.45	9,935,156.20	10,466,015.63	(530,859.43)
912828P46	UNITED STATES TREASURY	4.307	99.3516	02/15/2026	50,000,000.00	49,622,641.10	49,675,781.00	48,714,843.75	960,937.25
91282CGL9	UNITED STATES TREASURY	4.282	100.0117	02/15/2026	50,000,000.00	49,960,272.37	50,005,859.50	49,861,328.10	144,531.40
91282CGL9	UNITED STATES TREASURY	4.062	100.0117	02/15/2026	15,000,000.00	14,997,139.70	15,001,757.85	14,991,796.88	9,960.97
91282CGL9	UNITED STATES TREASURY	3.943	100.0117	02/15/2026	50,000,000.00	50,006,551.63	50,005,859.50	50,009,765.63	(3,906.13)
91282CBH3	UNITED STATES TREASURY	0.593	99.1484	01/31/2026	10,000,000.00	9,994,653.93	9,914,843.70	9,894,140.63	20,703.07
91282CBH3	UNITED STATES TREASURY	2.447	99.1484	01/31/2026	15,000,000.00	14,926,561.67	14,872,265.55	13,862,109.38	1,010,156.17
91282CBH3	UNITED STATES TREASURY	0.586	99.1484	01/31/2026	10,000,000.00	9,994,826.10	9,914,843.70	9,897,265.63	17,578.07
91282CJV4	UNITED STATES TREASURY	4.277	100.0781	01/31/2026	50,000,000.00	49,996,393.80	50,039,062.50	49,986,328.13	52,734.37
91282CJV4	UNITED STATES TREASURY	4.277	100.0781	01/31/2026	20,000,000.00	19,998,557.52	20,015,625.00	19,994,531.25	21,093.75
91282CGE5	UNITED STATES TREASURY	4.028	99.9883	01/15/2026	15,000,000.00	14,995,236.70	14,998,242.15	14,981,835.94	16,406.21
91282CBC4	UNITED STATES TREASURY	0.700	99.4258	12/31/2025	25,000,000.00	24,986,872.64	24,856,445.25	24,652,343.75	204,101.50
91282CBC4	UNITED STATES TREASURY	4.127	99.4258	12/31/2025	50,000,000.00	49,700,255.10	49,712,890.50	48,531,250.00	1,181,640.50
91282CBC4	UNITED STATES TREASURY	4.127	99.4258	12/31/2025	50,000,000.00	49,700,255.10	49,712,890.50	48,531,250.00	1,181,640.50
91282CBC4	UNITED STATES TREASURY	4.298	99.4258	12/31/2025	25,000,000.00	24,843,175.55	24,856,445.25	24,555,664.06	300,781.19
91282CJL6	UNITED STATES TREASURY	4.409	100.0352	11/30/2025	25,000,000.00	25,008,935.29	25,008,789.00	25,115,234.38	(106,445.38)
91282CFW6	UNITED STATES TREASURY	4.339	99.9961	11/15/2025	10,000,000.00	10,000,596.05	9,999,609.40	10,015,625.00	(16,015.60)
91282CFW6	UNITED STATES TREASURY	4.353	99.9961	11/15/2025	15,000,000.00	15,000,813.71	14,999,414.10	15,021,679.69	(22,265.59)

---	UNITED STATES TREASURY	3.349	99.7291	08/05/2026	1,402,000,000.00	1,402,014,611.92	1,397,937,732.85	1,400,756,290.02	(2,818,557.17)
-----	------------------------	-------	---------	------------	------------------	------------------	------------------	------------------	----------------

Summary	Cusip	Description	Yield	Market Price	Final Maturity	Par Value	Book Value	Market Value	Principal	Net Unrealized Gain/Loss
---	---	---	3.933	96.7543	04/16/2027	14,840,403,398.68	14,765,731,627.94	14,771,065,442.62	14,701,157,237.26	69,908,205.36