




County of Riverside

TREASURER-TAX COLLECTOR'S
POOLED INVESTMENT FUND
SEPTEMBER 2025 REPORT



Job Growth Slows, Fed Cuts Rates

As the Federal Reserve (Fed) weighed inflation risk against labor weakness, the Fed chose cautious economic support in September by cutting the Fed Funds rate one quarter point to a target range of 4.00-4.25%. The action was widely expected by the market. Anticipation grew for more cuts this year, as bad economic news regarding the labor market was reported. More cuts would reduce earnings opportunities for investors like the Treasurer's Pooled Investment Fund.

The United States employment situation slowed in September. Not only did Nonfarm Payrolls add only 22,000 for the most recent month, but big revisions showed employment shrank in June for the first time since 2020. Job growth is now running at just 29,000 per month on average over the past three months, with two industries (healthcare and leisure/hospitality) accounting for most of the gain. The unemployment rate ticked up to 4.3%, near a four-year high. The only bright spot in the employment picture is initial jobless claims which remain low. Firms are still reluctant to let go of existing workers as underlying activity and qualified labor shortages remain a concern.

Inflation shows no sign of slowing. Consumer demand seems to be holding up. The Consumer Price Index September print came in with an uptick of 0.4% month over month and 2.9% on a year-over-year basis. Core Producer Prices rose 2.8% year-over-year. GDP was one more bright spot, with the most recent quarter being revised up to 3.8% from 3.3%.

U.S. Inflation



30-year fixed mortgage rates fell from 8.09% nearly 2 years ago to 6.36% by the end of September 2025. While home prices remain above 2023 figures, the decline in rates hasn't been enough to stop Riverside County median home prices from declining. August 2025 median home prices in Riverside County dropped for the fourth consecutive month, to \$625,000.

Riverside County Median Home Price



The treasury market yield-curve changed primarily at each end of the maturity range. The 2-year barely moved, starting September at a 3.64% yield and ending the month at 3.61%. The 5-year Treasury Note began the month at a 3.72% yield and ended the month at 3.67%. Meanwhile, yields for treasuries maturing 1-year and less, dropped 10 to 20 basis points as did the 20- to 30-year maturity bonds. Stocks rejoiced rate cuts, with the Dow Jones Industrial Average beginning the month at 44,300 and ending at 46,400.



INVESTMENT RESULTS

Objective

The Fund seeks to safeguard the principal of the funds under the Treasurer's control, meet the liquidity needs of the depositors, and to maximize a return on the funds within the given parameters. The Fund invests exclusively in high-quality, short-term securities maturing within 5 years. The Fund is comprised of contributions from the county, schools, special districts, and other discretionary depositors throughout the County of Riverside. The Fund is in full compliance with the Treasurer-Tax Collector Statement of Policy and California Government Code.

\$14.58bn
Market Value

\$14.52bn
Principal

\$61.68M
Unrealized Gain/Loss

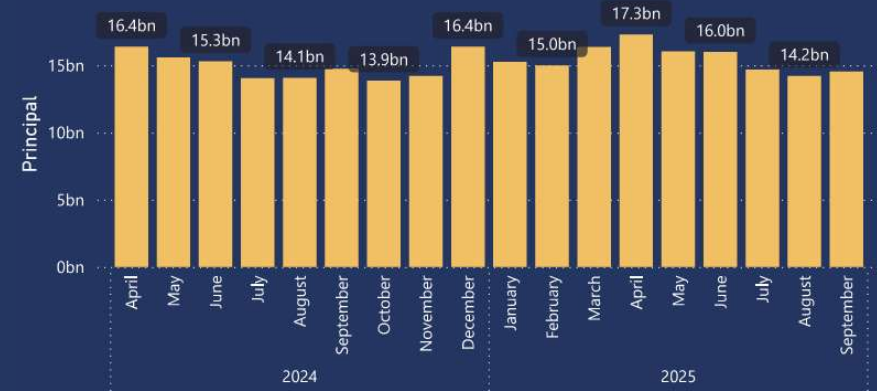
0.42
Unrealized Gain/Loss %

3.94
YTM %

1.48
WAM (Yrs)

Rated Aa -bf by Moody's Investor Services and AAaf/S1 by Fitch Ratings, two of the nation's most trusted bond credit rating services.

Historical Fund Size



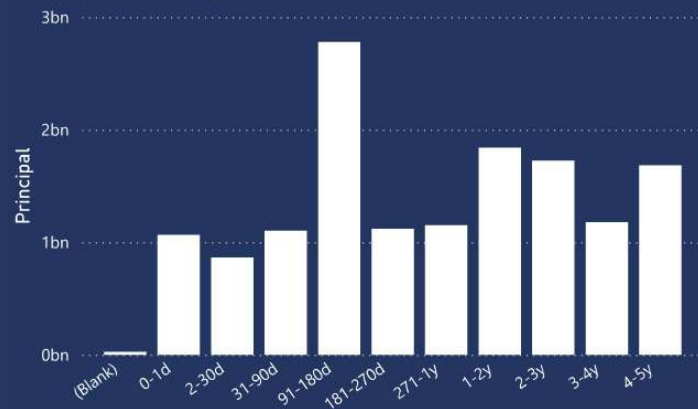
Purchase Yield vs TIMMI Index





Federal Home Loan Banks	2,266,429,699.62
Federal Home Loan Mortgage Corporation	2,175,140,508.73
United States Department of The Treasury	1,714,911,210.28
Federal National Mortgage Association	1,645,866,010.20
Federal Farm Credit Banks Funding Corporat...	1,543,046,403.39
BONY	750,000,000.00
National Securities Clearing Corporation	551,520,694.45
Royal Bank of Canada New York Branch	548,925,000.00
Private Export Funding Corporation	458,278,063.89
Svenska Handelsbanken AB (publ)	420,000,000.00

Principal by Maturity




Cash Flows

Month-Year	Projected Receipts	Projected Maturities	Projected Payments	Net Cash
Oct-25	2,235,729,242.14	1,928,451,044.71	3,438,856,072.99	725,324,213.86
Nov-25	2,310,713,064.85	796,149,639.19	1,898,142,561.71	1,208,720,142.33
Dec-25	4,881,965,151.65	410,127,131.73	2,946,630,173.45	2,345,462,109.93
Jan-26	2,392,193,435.89	1,490,677,803.91	4,018,725,820.10	-135,854,580.30
Feb-26	2,261,460,049.45	755,563,736.98	2,651,870,781.06	365,153,005.37
Mar-26	3,870,232,060.80	426,824,857.70	2,705,207,128.96	1,591,849,789.54
Apr-26	4,581,850,351.16	153,553,784.83	3,818,208,852.95	917,195,283.03
May-26	1,418,410,086.58	840,606,252.02	2,906,956,488.14	-647,940,149.54
Jun-26	2,007,976,363.45	128,752,734.38	2,142,070,979.35	-5,341,881.52
Jul-26	962,081,118.65	300,121,397.39	2,457,489,509.58	-1,195,286,993.54
Aug-26	1,320,079,187.43	456,985,008.03	1,760,677,804.44	16,386,391.02
Sep-26	1,801,447,468.42	268,611,404.42	1,581,578,414.83	488,480,458.01
Total	30,044,137,580.48	7,956,424,795.29	32,326,414,587.57	5,674,147,788.19

Holdings Summary

Category	Principal	WAM	YTM
Agency	7,680,474,071.94	2.31	3.86
CD	1,270,000,000.00	0.24	4.25
Corporate	486,715,912.43	1.43	4.22
CP	2,015,071,961.38	0.22	4.17
MM Fund	197,000,000.00	0.00	4.04
Muni	102,686,195.00	0.82	3.81
Mutual Fund	133,865,661.30	4.24	4.24
Non-US Gov	169,990,400.00	1.68	4.71
Repo	750,000,000.00	0.00	4.21
US Gov	1,714,911,210.28	0.74	3.51
Total	14,520,715,412.33	1.48	3.94



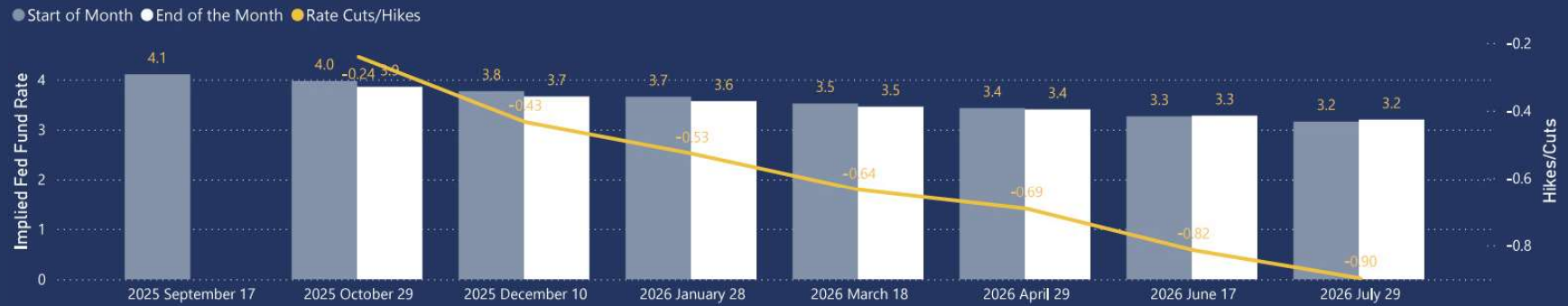
Treasury Rates



US Treasury Yield Curve



Implied Fed Funds Rate and Rate Change





ECONOMICS

U.S. Unemployment Rates (%)

August			
2024	4.20	5.40	6.00
Year	United States	California	Riverside County
2025	4.30	5.50	6.10
Year	United States	California	Riverside County

Riverside MSA Nonfarm Payroll (%Change)



Initial Jobless Claims by Month-Year



COMPLIANCE STATEMENT

The Treasurer's Pooled Investment Fund was in full compliance with the County of Riverside Treasurer's Statement of Investment Policy. The County's Statement of Investment Policy is more restrictive than California State Government Code 53646. The County's Investment Policy is reviewed annually by the County of Riverside's Oversight Committee and approved by the Board of Supervisors.

Since its inception, the Treasurer's Pooled Investment Fund has been in full compliance with the Treasurer's Statement of Investment Policy.

Investment Category	Gov. Authorized % Limit	Gov. Code Maximum Maturity	Gov. Ratings	Co. Authorized % Limit	Co. Maximum Maturity	Co. Ratings	Pool Principal %
U.S. TREASURIES	NO LIMIT	5 YEARS	NA	100%	5 YEARS	NA	11.81%
REVERSE REPOS	20%	92 DAYS	NA	10%	60 DAYS	NA	
REPURCHASE AGREEMENTS (REPO)	NO LIMIT	1 YEARS	NA	40% max, 25% n term repo over 7 days	45 DAYS	NA	5.17%
NEGOTIABLE CERTIFICATE OF DEPOSITS & COLLATERALIZED TIME DEPOSITS (NCD & TCD)	30%	5 YEARS	NA	20%	2 YEAR	A1/P1/F1	8.75%
MUNICIPAL BONDS (MUNI)	NO LIMIT	5 YEARS	NA	15%	5 YEARS	AA-/Aa3/AA-	0.71%
MONEY MARKET MUTUAL FUNDS (MMF)	20%	60 DAYS (1)	AAA/Aaa (2)	20%	DAILY LIQUIDITY	AAA by 2 Of 3 RATINGS AGC.	1.36%
MEDIUM TERM NOTES (MTNO) CORPORATE NOTES	30%	5 YEARS	A	20%	4 YEARS	A/A2/A	3.35%
LOCAL AGENCY OBLIGATIONS (LAO)	NO LIMIT	5 YEARS	NA	2.5%	3 YEARS	INVESTMENT GRADE	
LOCAL AGENCY INVESTMENT FUND (LAIF)	NA	NA	NA	Max \$50 million	DAILY LIQUIDITY	NA	
INT'L BANK FOR RECONSTRUCTION AND DEVELOPMENT, INT'L FINANCE CORPORATION, AND INTER-AMERICAN DEVELOPMENT BANK	NA	NA	NA	20%	5 YEARS	AA/Aa/AA	1.17%
FEDERAL AGENCIES	NO LIMIT	5 YEARS	AAA	100%	5 YEARS	NA	52.89%
COMMERCIAL PAPER (CP)	40%	270 DAYS	A1/P1	40%	270 DAYS	A1/P1/F1	13.88%
CASH/DEPOSIT ACCOUNT	NA	NA	NA	NA	NA	NA	
CALTRUST SHORT TERM FUND	NA	NA	NA	1%	DAILY LIQUIDITY	NA	0.92%
Total							100.00%





INVESTMENT TEAM

The sound investment of public funds, fair, efficient tax collection, and exceptional public service

Matthew Jennings
Treasurer-Tax Collector

Giovane Pizano

Assistant Treasurer-Tax Collector

John Byerly

Chief Investment Officer

Steve Faeth

Senior Investment Officer

Isela Licea

Investment Officer



The sound investment of public funds, fair, efficient tax collection, and exceptional public service

COUNTY OF RIVERSIDE
TREASURER-TAX COLLECTOR
CAPITAL MARKETS
COUNTY ADMINISTRATIVE CENTER

4080 LEMON STREET, 4TH FLOOR,
RIVERSIDE, CA 92501



<https://countytreasurer.org/>



<https://www.facebook.com/profile.php?id=61551938128471>



<https://instagram.com/rivcottc>



rcttc@rivco.org



SCAN QR CODE TO
Explore our Website



Jessica Roberson

Content Creator



Paola Vertiz

Managing Editor



Agency
AGCY BOND

Cusip	Description	Yield	Market Price	Final Maturity	Par Value	Book Value	Market Value	Principal	Net Unrealized Gain/Loss
3130B7SY1	FEDERAL HOME LOAN BANKS	3.750	98.9151	09/30/2030	25,000,000.00	25,000,000.00	24,728,775.00	25,000,000.00	(271,225.00)
3133ETVA2	FEDERAL FARM CREDIT BANKS FUNDING CORP	4.553	99.8599	08/26/2030	25,000,000.00	24,975,492.88	24,964,975.00	24,975,000.00	(10,025.00)
3134HBA50	FEDERAL HOME LOAN MORTGAGE CORP	4.476	100.0889	07/23/2030	10,000,000.00	10,007,276.60	10,008,890.00	10,009,000.00	(110.00)
3133ETLE2	FEDERAL FARM CREDIT BANKS FUNDING CORP	4.390	100.4468	06/17/2030	25,000,000.00	25,000,000.00	25,111,700.00	25,000,000.00	111,700.00
3130B6SF4	FEDERAL HOME LOAN BANKS	4.125	100.2771	06/14/2030	10,000,000.00	10,000,000.00	10,027,710.00	10,000,000.00	27,710.00
3133ETDZ7	FEDERAL FARM CREDIT BANKS FUNDING CORP	4.590	100.0888	04/22/2030	10,000,000.00	10,000,000.00	10,008,880.00	10,000,000.00	8,880.00
3136GAFZ7	FEDERAL NATIONAL MORTGAGE ASSOCIATION	5.000	100.0191	04/11/2030	25,000,000.00	25,000,000.00	25,004,775.00	25,000,000.00	4,775.00
3136GAFB0	FEDERAL NATIONAL MORTGAGE ASSOCIATION	4.556	99.9113	04/09/2030	25,000,000.00	24,943,489.87	24,977,825.00	24,937,500.00	40,325.00
3133ERJ28	FEDERAL FARM CREDIT BANKS FUNDING CORP	4.760	100.0842	12/10/2029	15,000,000.00	15,000,000.00	15,012,630.00	15,000,000.00	12,630.00
31424WRN4	FEDERAL AGRICULTURAL MORTGAGE CORP	4.653	100.5793	11/27/2029	15,000,000.00	14,992,892.17	15,086,895.00	14,991,450.00	95,445.00
31424WRG9	FEDERAL AGRICULTURAL MORTGAGE CORP	4.550	101.0779	11/26/2029	20,000,000.00	20,000,000.00	20,215,580.00	20,000,000.00	215,580.00
3130B3LE1	FEDERAL HOME LOAN BANKS	4.420	100.7657	11/05/2029	15,000,000.00	15,000,000.00	15,114,855.00	15,000,000.00	114,855.00
3133EK4C7	FEDERAL FARM CREDIT BANKS FUNDING CORP	4.347	93.3502	10/29/2029	15,000,000.00	13,813,667.88	14,002,530.00	13,549,950.00	452,580.00
3130B5VQ8	FEDERAL HOME LOAN BANKS	4.750	100.0374	10/29/2029	10,000,000.00	10,000,000.00	10,003,740.00	10,000,000.00	3,740.00
3130B7RM8	FEDERAL HOME LOAN BANKS	4.100	99.7456	09/26/2029	15,000,000.00	15,000,000.00	14,961,840.00	15,000,000.00	(38,160.00)
3133ETZB6	FEDERAL FARM CREDIT BANKS FUNDING CORP	4.010	99.6023	09/24/2029	50,000,000.00	50,000,000.00	49,801,150.00	50,000,000.00	(198,850.00)
3133ETXW2	FEDERAL FARM CREDIT BANKS FUNDING CORP	4.190	99.7853	09/17/2029	25,000,000.00	25,000,000.00	24,946,325.00	25,000,000.00	(53,675.00)
3133ETXW2	FEDERAL FARM CREDIT BANKS FUNDING CORP	4.190	99.7853	09/17/2029	25,000,000.00	25,000,000.00	24,946,325.00	25,000,000.00	(53,675.00)
3133ERP54	FEDERAL FARM CREDIT BANKS FUNDING CORP	3.732	100.0716	08/15/2029	10,000,000.00	10,006,272.40	10,007,160.00	10,008,100.00	(940.00)
3130B2HC2	FEDERAL HOME LOAN BANKS	4.200	99.8477	08/13/2029	20,000,000.00	20,000,000.00	19,969,540.00	20,000,000.00	(30,460.00)
3130B2S80	FEDERAL HOME LOAN BANKS	4.710	100.4600	07/30/2029	15,000,000.00	15,000,000.00	15,069,000.00	15,000,000.00	69,000.00
3130B6J49	FEDERAL HOME LOAN BANKS	4.150	100.2676	05/21/2029	15,000,000.00	15,000,000.00	15,040,140.00	15,000,000.00	40,140.00
3133ETEX1	FEDERAL FARM CREDIT BANKS FUNDING CORP	4.440	100.0682	04/30/2029	10,000,000.00	10,000,000.00	10,006,820.00	10,000,000.00	6,820.00
3130B0TF6	FEDERAL HOME LOAN BANKS	4.750	101.3677	04/09/2029	10,000,000.00	10,000,000.00	10,136,770.00	10,000,000.00	136,770.00
3133ETBK2	FEDERAL FARM CREDIT BANKS FUNDING CORP	4.580	100.1486	04/02/2029	25,000,000.00	25,000,000.00	25,037,150.00	25,000,000.00	37,150.00
3133ETBK2	FEDERAL FARM CREDIT BANKS FUNDING CORP	4.501	100.1486	04/02/2029	16,000,000.00	16,006,049.59	16,023,776.00	16,012,000.00	11,776.00
3133ER6T3	FEDERAL FARM CREDIT BANKS FUNDING CORP	4.535	100.0550	03/12/2029	25,000,000.00	24,988,160.51	25,013,750.00	24,986,250.00	27,500.00
3130B7QH0	FEDERAL HOME LOAN BANKS	4.000	99.7617	03/12/2029	25,000,000.00	25,000,000.00	24,940,425.00	25,000,000.00	(59,575.00)
3133ERSD9	FEDERAL FARM CREDIT BANKS FUNDING CORP	4.490	100.6212	03/05/2029	10,000,000.00	10,000,000.00	10,062,120.00	10,000,000.00	62,120.00
3133ER5H0	FEDERAL FARM CREDIT BANKS FUNDING CORP	4.700	100.1835	03/05/2029	10,000,000.00	10,000,000.00	10,018,350.00	10,000,000.00	18,350.00
3133ER3L3	FEDERAL FARM CREDIT BANKS FUNDING CORP	4.731	100.1349	02/13/2029	10,000,000.00	9,987,256.73	10,013,490.00	9,985,000.00	28,490.00
3130AYRY4	FEDERAL HOME LOAN BANKS	4.625	100.1991	02/02/2029	10,000,000.00	10,000,000.00	10,019,910.00	10,000,000.00	19,910.00
3130B4ND9	FEDERAL HOME LOAN BANKS	5.000	100.2378	01/30/2029	24,780,000.00	24,780,000.00	24,838,926.84	24,780,000.00	58,926.84
3133ERF48	FEDERAL FARM CREDIT BANKS FUNDING CORP	4.785	100.1156	12/04/2028	10,375,000.00	10,370,469.37	10,386,993.50	10,369,293.75	17,699.75
3130B3LA9	FEDERAL HOME LOAN BANKS	4.428	100.4002	11/06/2028	15,000,000.00	15,000,000.00	15,060,030.00	15,000,000.00	60,030.00
3130AXQC5	FEDERAL HOME LOAN BANKS	5.210	101.4462	11/03/2028	25,000,000.00	25,000,000.00	25,361,550.00	25,000,000.00	361,550.00
3133EPYT6	FEDERAL FARM CREDIT BANKS FUNDING CORP	5.520	100.0765	10/20/2028	25,000,000.00	25,000,000.00	25,019,125.00	25,000,000.00	19,125.00
3130AXL48	FEDERAL HOME LOAN BANKS	5.300	101.4801	10/20/2028	40,000,000.00	40,000,000.00	40,592,040.00	40,000,000.00	592,040.00
3130B5VA3	FEDERAL HOME LOAN BANKS	4.000	99.8771	10/16/2028	10,000,000.00	10,000,000.00	9,987,710.00	10,000,000.00	(12,290.00)
3133EPXE0	FEDERAL FARM CREDIT BANKS FUNDING CORP	5.480	100.0039	10/02/2028	10,000,000.00	10,000,000.00	10,000,390.00	10,000,000.00	390.00
3133EPXE0	FEDERAL FARM CREDIT BANKS FUNDING CORP	5.539	100.0039	10/02/2028	25,000,000.00	24,961,701.12	25,000,975.00	24,936,250.00	64,725.00
3133EPWM3	FEDERAL FARM CREDIT BANKS FUNDING CORP	5.040	101.1512	09/22/2028	25,000,000.00	25,000,000.00	25,287,800.00	25,000,000.00	287,800.00
3136GATS8	FEDERAL NATIONAL MORTGAGE ASSOCIATION	4.000	99.8012	09/12/2028	15,000,000.00	15,000,000.00	14,970,180.00	15,000,000.00	(29,820.00)
3133ETXG7	FEDERAL FARM CREDIT BANKS FUNDING CORP	4.626	99.9979	09/11/2028	10,000,000.00	10,000,000.00	9,999,790.00	10,000,000.00	(210.00)
3130AWTR1	FEDERAL HOME LOAN BANKS	4.346	101.9737	09/08/2028	5,000,000.00	5,003,582.54	5,098,685.00	5,006,100.00	92,585.00
3134HAHE6	FEDERAL HOME LOAN MORTGAGE CORP	4.481	100.0769	08/28/2028	25,000,000.00	25,000,000.00	25,019,225.00	25,000,000.00	19,225.00
3133ETT9	FEDERAL FARM CREDIT BANKS FUNDING CORP	3.857	99.8974	08/18/2028	9,375,000.00	9,368,251.03	9,365,381.25	9,367,968.75	(2,587.50)
3133ETTC1	FEDERAL FARM CREDIT BANKS FUNDING CORP	4.080	100.0010	08/14/2028	25,000,000.00	25,000,000.00	25,000,250.00	25,000,000.00	250.00
3133ETTC1	FEDERAL FARM CREDIT BANKS FUNDING CORP	4.080	100.0010	08/14/2028	25,000,000.00	25,000,000.00	25,000,250.00	25,000,000.00	250.00
3133ETTC1	FEDERAL FARM CREDIT BANKS FUNDING CORP	4.080	100.0010	08/14/2028	25,000,000.00	25,000,000.00	25,000,250.00	25,000,000.00	250.00
3134HA489	FEDERAL HOME LOAN MORTGAGE CORP	4.550	100.5589	07/28/2028	3,250,000.00	3,250,000.00	3,268,164.25	3,250,000.00	18,164.25
3133ETRC3	FEDERAL FARM CREDIT BANKS FUNDING CORP	4.230	100.1898	07/28/2028	25,000,000.00	25,000,000.00	25,047,450.00	25,000,000.00	47,450.00
3133ETRC3	FEDERAL FARM CREDIT BANKS FUNDING CORP	4.230	100.1898	07/28/2028	25,000,000.00	25,000,000.00	25,047,450.00	25,000,000.00	47,450.00
3130B23Z6	FEDERAL HOME LOAN BANKS	4.650	100.6526	07/24/2028	15,000,000.00	15,000,000.00	15,097,890.00	15,000,000.00	97,890.00
3133ETPR2	FEDERAL FARM CREDIT BANKS FUNDING CORP	4.000	100.2445	07/14/2028	15,000,000.00	15,000,000.00	15,036,675.00	15,000,000.00	36,675.00
3130AWC24	FEDERAL HOME LOAN BANKS	3.987	100.8102	06/09/2028	10,000,000.00	10,002,952.49	10,081,020.00	10,005,460.00	75,560.00
3133ETJU2	FEDERAL FARM CREDIT BANKS FUNDING CORP	4.079	100.3984	06/02/2028	25,000,000.00	25,000,000.00	25,099,600.00	25,000,000.00	99,600.00
3134HBUB5	FEDERAL HOME LOAN MORTGAGE CORP	4.400	100.2900	05/26/2028	20,000,000.00	20,000,000.00	20,058,000.00	20,000,000.00	58,000.00
3130B6L38	FEDERAL HOME LOAN BANKS	4.600	100.0755	05/24/2028	20,000,000.00	20,000,000.00	20,015,100.00	20,000,000.00	15,100.00
3136GAHG7	FEDERAL NATIONAL MORTGAGE ASSOCIATION	4.440	100.3135	05/22/2028	20,000,000.00	20,000,000.00	20,062,700.00	20,000,000.00	62,700.00
3133EPJ55	FEDERAL FARM CREDIT BANKS FUNDING CORP	4.290	100.0038	05/16/2028	25,000,000.00	25,000,000.00	25,000,950.00	25,000,000.00	950.00
3133EPJ55	FEDERAL FARM CREDIT BANKS FUNDING CORP	4.290	100.0038	05/16/2028	25,000,000.00	25,000,000.00	25,000,950.00	25,000,000.00	950.00
3133EPGW9	FEDERAL FARM CREDIT BANKS FUNDING CORP	3.784	100.5223	04/25/2028	10,000,000.00	10,021,129.94	10,052,230.00	10,041,200.00	11,030.00
3130B0PN3	FEDERAL HOME LOAN BANKS	4.780	100.4454	04/06/2028	20,000,000.00	20,000,000.00	20,089,080.00	20,000,000.00	89,080.00
3136GAC31	FEDERAL NATIONAL MORTGAGE ASSOCIATION	4.630	100.2508	02/25/2028	20,000,000.00	20,000,000.00	20,050,160.00	20,000,000.00	50,160.00
3130B6J64	FEDERAL HOME LOAN BANKS	4.302	100.1263	02/23/2028	10,000,000.00	10,000,000.00	10,012,630.00	10,000,000.00	12,630.00
3133ER3X7	FEDERAL FARM CREDIT BANKS FUNDING CORP	4.530	99.9170	02/11/2028	10,000,000.00	10,000,000.00	9,991,700.00	10,000,000.00	(8,300.00)
3133ER3X7	FEDERAL FARM CREDIT BANKS FUNDING CORP	4.530	99.9170	02/11/2028	25,000,000.00	25,000,000.00	24,979,250.00	25,000,000.00	(20,750.00)
3130B4TP6	FEDERAL HOME LOAN BANKS	4.550	100.1878	02/10/2028	10,000,000.00	10,000,000.00	10,018,780.00	10,000,000.00	18,780.00

3130AYVC7	FEDERAL HOME LOAN BANKS	4.625	100.2189	02/09/2028	10,000,000.00	10,000,000.00	10,021,890.00	10,000,000.00	21,890.00
3134GYG97	FEDERAL HOME LOAN MORTGAGE CORP	4.180	100.0165	02/07/2028	25,000,000.00	25,000,000.00	25,004,125.00	25,000,000.00	4,125.00
3133ERZ20	FEDERAL FARM CREDIT BANKS FUNDING CORP	4.635	100.1987	01/28/2028	25,000,000.00	24,997,092.47	25,049,675.00	24,996,250.00	53,425.00
3133ERZ20	FEDERAL FARM CREDIT BANKS FUNDING CORP	4.630	100.1987	01/28/2028	6,750,000.00	6,750,000.00	6,763,412.25	6,750,000.00	13,412.25
3133ERW31	FEDERAL FARM CREDIT BANKS FUNDING CORP	4.429	100.8365	01/27/2028	25,000,000.00	25,000,000.00	25,209,125.00	25,000,000.00	209,125.00
3133EN5N6	FEDERAL FARM CREDIT BANKS FUNDING CORP	4.000	100.7530	01/06/2028	25,000,000.00	25,000,000.00	25,188,250.00	25,000,000.00	188,250.00
3133EN5N6	FEDERAL FARM CREDIT BANKS FUNDING CORP	3.713	100.7530	01/06/2028	20,000,000.00	20,117,762.60	20,150,600.00	20,256,600.00	(106,000.00)
3133EN5N6	FEDERAL FARM CREDIT BANKS FUNDING CORP	3.757	100.7530	01/06/2028	18,000,000.00	18,089,266.41	18,194,400.00	18,194,400.00	(58,860.00)
3133EN5N6	FEDERAL FARM CREDIT BANKS FUNDING CORP	3.530	100.7530	01/06/2028	10,000,000.00	10,096,866.63	10,075,300.00	10,210,600.00	(135,300.00)
3130B42Y6	FEDERAL HOME LOAN BANKS	4.500	100.1059	12/23/2027	10,000,000.00	10,000,000.00	10,010,590.00	10,000,000.00	10,590.00
3133ERK26	FEDERAL FARM CREDIT BANKS FUNDING CORP	4.460	100.0874	12/16/2027	10,000,000.00	10,000,000.00	10,008,740.00	10,000,000.00	8,740.00
3130ATUS4	FEDERAL HOME LOAN BANKS	3.796	101.2518	12/10/2027	25,000,000.00	25,223,793.86	25,312,950.00	25,510,250.00	(197,300.00)
3130ATUS4	FEDERAL HOME LOAN BANKS	4.002	101.2518	12/10/2027	50,000,000.00	50,242,498.62	50,625,900.00	50,548,350.00	77,550.00
3130ATUS4	FEDERAL HOME LOAN BANKS	4.036	101.2518	12/10/2027	15,000,000.00	15,062,641.59	15,187,770.00	15,141,570.00	46,200.00
3133ERE23	FEDERAL FARM CREDIT BANKS FUNDING CORP	4.356	100.5735	12/02/2027	10,000,000.00	9,992,767.12	10,057,350.00	9,990,000.00	67,350.00
3134HAF40	FEDERAL HOME LOAN MORTGAGE CORP	4.700	100.0964	11/26/2027	25,000,000.00	25,000,000.00	25,024,100.00	25,000,000.00	24,100.00
3133ERZS3	FEDERAL FARM CREDIT BANKS FUNDING CORP	4.550	100.0520	11/12/2027	10,000,000.00	10,000,000.00	10,005,200.00	10,000,000.00	5,200.00
3133ERZS3	FEDERAL FARM CREDIT BANKS FUNDING CORP	4.613	100.0520	11/12/2027	15,000,000.00	14,981,374.08	15,007,800.00	14,973,750.00	34,050.00
3133ERZS3	FEDERAL FARM CREDIT BANKS FUNDING CORP	4.567	100.0520	11/12/2027	25,000,000.00	24,990,870.39	25,013,000.00	24,987,500.00	25,500.00
3135GAYP0	FEDERAL NATIONAL MORTGAGE ASSOCIATION	4.605	100.0327	11/03/2027	10,000,000.00	9,979,700.00	10,003,270.00	9,971,000.00	32,270.00
3135GAXB2	FEDERAL NATIONAL MORTGAGE ASSOCIATION	4.400	100.0295	10/28/2027	15,000,000.00	15,000,000.00	15,004,425.00	15,000,000.00	4,425.00
3133ERYJ4	FEDERAL FARM CREDIT BANKS FUNDING CORP	4.396	100.0266	10/28/2027	15,000,000.00	14,989,630.14	15,003,990.00	14,985,000.00	18,990.00
3133ERYJ4	FEDERAL FARM CREDIT BANKS FUNDING CORP	4.414	100.0266	10/28/2027	10,000,000.00	9,989,630.14	10,002,660.00	9,985,000.00	17,660.00
3133ENW63	FEDERAL FARM CREDIT BANKS FUNDING CORP	4.284	101.0278	10/27/2027	5,000,000.00	5,008,383.90	5,051,390.00	5,020,250.00	31,140.00
3133ENW63	FEDERAL FARM CREDIT BANKS FUNDING CORP	4.195	101.0278	10/27/2027	3,715,000.00	3,727,372.97	3,753,182.77	3,744,868.60	8,314.17
3133ENW63	FEDERAL FARM CREDIT BANKS FUNDING CORP	4.252	101.0278	10/27/2027	15,000,000.00	15,034,163.23	15,154,170.00	15,082,290.00	71,880.00
3133ERXY2	FEDERAL FARM CREDIT BANKS FUNDING CORP	4.000	100.0706	10/21/2027	20,000,000.00	20,000,000.00	20,014,120.00	20,000,000.00	14,120.00
3133ERXY2	FEDERAL FARM CREDIT BANKS FUNDING CORP	4.000	100.0706	10/21/2027	10,000,000.00	10,000,000.00	10,007,060.00	10,000,000.00	7,060.00
3130B3DA8	FEDERAL HOME LOAN BANKS	4.375	100.0142	10/15/2027	10,000,000.00	10,000,000.00	10,001,420.00	10,000,000.00	1,420.00
3130B0Q77	FEDERAL HOME LOAN BANKS	5.000	100.0190	10/08/2027	10,000,000.00	10,000,000.00	10,001,900.00	10,000,000.00	1,900.00
3134HAQA4	FEDERAL HOME LOAN MORTGAGE CORP	4.290	99.8255	10/08/2027	23,750,000.00	23,602,080.99	23,708,556.25	23,536,250.00	172,306.25
3130B5UE6	FEDERAL HOME LOAN BANKS	4.093	99.8522	10/08/2027	15,000,000.00	14,973,361.45	14,977,830.00	14,967,000.00	10,830.00
3133EPH1	FEDERAL FARM CREDIT BANKS FUNDING CORP	4.500	101.6152	10/04/2027	25,000,000.00	25,000,785.36	25,403,800.00	25,001,500.00	402,300.00
3130AXEN4	FEDERAL HOME LOAN BANKS	4.779	102.1959	09/29/2027	15,000,000.00	15,005,605.75	15,329,385.00	15,011,250.00	318,135.00
3133ENL99	FEDERAL FARM CREDIT BANKS FUNDING CORP	3.467	99.4874	09/15/2027	10,000,000.00	9,983,616.32	9,948,740.00	9,958,100.00	(9,360.00)
3133ENL99	FEDERAL FARM CREDIT BANKS FUNDING CORP	3.830	99.4874	09/15/2027	10,000,000.00	9,919,771.84	9,948,740.00	9,795,609.20	153,130.80
3130ATHW0	FEDERAL HOME LOAN BANKS	4.239	100.8838	09/10/2027	2,000,000.00	1,996,036.87	2,017,676.00	1,989,972.00	27,704.00
3130ATHW0	FEDERAL HOME LOAN BANKS	4.241	100.8838	09/10/2027	3,000,000.00	2,993,988.91	3,026,514.00	2,984,790.00	41,724.00
3133ER6M8	FEDERAL FARM CREDIT BANKS FUNDING CORP	4.510	100.0608	09/07/2027	25,000,000.00	25,000,000.00	25,015,200.00	25,000,000.00	15,200.00
3134HBAR2	FEDERAL HOME LOAN MORTGAGE CORP	4.378	100.0899	08/25/2027	25,000,000.00	24,942,947.31	25,022,475.00	24,925,000.00	97,475.00
3134HBAR2	FEDERAL HOME LOAN MORTGAGE CORP	4.378	100.0899	08/25/2027	25,000,000.00	24,942,947.31	25,022,475.00	24,925,000.00	97,475.00
3133ETTP2	FEDERAL FARM CREDIT BANKS FUNDING CORP	4.465	99.9969	08/18/2027	20,000,000.00	20,000,000.00	19,999,380.00	20,000,000.00	(620.00)
3133ERNP2	FEDERAL FARM CREDIT BANKS FUNDING CORP	3.830	100.6011	08/06/2027	5,000,000.00	5,014,646.78	5,030,055.00	5,023,600.00	6,455.00
3130B7DP6	FEDERAL HOME LOAN BANKS	4.497	99.9793	08/04/2027	15,000,000.00	15,000,000.00	14,996,895.00	15,000,000.00	(3,105.00)
3134HBZV6	FEDERAL HOME LOAN MORTGAGE CORP	4.060	100.1352	07/23/2027	25,000,000.00	25,000,000.00	25,033,800.00	25,000,000.00	33,800.00
3133ENB33	FEDERAL FARM CREDIT BANKS FUNDING CORP	3.075	98.9291	07/19/2027	10,000,000.00	9,995,868.57	9,892,910.00	9,988,500.00	(95,590.00)
3133ETPU5	FEDERAL FARM CREDIT BANKS FUNDING CORP	4.120	100.1739	07/14/2027	25,000,000.00	25,000,000.00	25,043,475.00	25,000,000.00	43,475.00
3133ETNS2	FEDERAL FARM CREDIT BANKS FUNDING CORP	4.506	99.9743	06/29/2027	10,000,000.00	10,000,000.00	9,997,430.00	10,000,000.00	(2,570.00)
3130ASDV8	FEDERAL HOME LOAN BANKS	3.300	99.3803	06/28/2027	10,000,000.00	10,000,000.00	9,938,030.00	10,000,000.00	(61,970.00)
3130B6SP2	FEDERAL HOME LOAN BANKS	4.425	100.0858	06/24/2027	10,000,000.00	10,000,000.00	10,008,580.00	10,000,000.00	8,580.00
3130ASGU7	FEDERAL HOME LOAN BANKS	3.095	99.7221	06/11/2027	10,000,000.00	10,063,109.03	9,972,210.00	10,183,200.00	(210,990.00)
3130AWBZ2	FEDERAL HOME LOAN BANKS	4.000	100.7392	06/11/2027	8,260,000.00	8,275,928.27	8,321,057.92	8,297,913.40	23,144.52
3130AWBZ2	FEDERAL HOME LOAN BANKS	4.055	100.7392	06/11/2027	10,000,000.00	10,010,813.94	10,073,920.00	10,025,600.00	48,320.00
3130AS3F4	FEDERAL HOME LOAN BANKS	3.770	99.8081	05/26/2027	10,000,000.00	10,000,000.00	9,980,810.00	10,000,000.00	(19,190.00)
3130B6JW7	FEDERAL HOME LOAN BANKS	4.369	99.9810	05/21/2027	20,000,000.00	20,000,000.00	19,996,200.00	20,000,000.00	(3,800.00)
3133ERDS7	FEDERAL FARM CREDIT BANKS FUNDING CORP	4.583	101.6443	05/06/2027	10,000,000.00	10,024,440.65	10,164,430.00	10,043,800.00	120,630.00
3130B65M4	FEDERAL HOME LOAN BANKS	4.270	100.0113	05/05/2027	25,000,000.00	25,000,000.00	25,002,825.00	25,000,000.00	2,825.00
3130ARSF9	FEDERAL HOME LOAN BANKS	3.000	98.9676	04/29/2027	10,000,000.00	10,000,000.00	9,896,760.00	10,000,000.00	(103,240.00)
3130ARPV7	FEDERAL HOME LOAN BANKS	3.500	99.5087	04/28/2027	10,000,000.00	10,000,000.00	9,950,870.00	10,000,000.00	(49,130.00)
3133ENVDP9	FEDERAL FARM CREDIT BANKS FUNDING CORP	2.913	98.7842	04/26/2027	10,000,000.00	9,994,486.75	9,878,420.00	9,982,400.00	(103,980.00)
3133EN6V7	FEDERAL FARM CREDIT BANKS FUNDING CORP	3.606	99.9174	04/26/2027	8,000,000.00	8,002,301.28	7,993,392.00	8,006,240.00	(12,848.00)
3133EN6V7	FEDERAL FARM CREDIT BANKS FUNDING CORP	3.623	99.9174	04/26/2027	2,000,000.00	2,000,101.05	1,998,348.00	2,000,274.00	(1,926.00)
3133EN6V7	FEDERAL FARM CREDIT BANKS FUNDING CORP	3.744	99.9174	04/26/2027	4,820,000.00	4,811,840.87	4,816,018.68	4,797,876.20	18,142.48
3130ARHX2	FEDERAL HOME LOAN BANKS	3.000	98.8601	03/25/2027	10,000,000.00	10,000,000.00	9,886,010.00	10,000,000.00	(113,990.00)
3130ARHX2	FEDERAL HOME LOAN BANKS	3.000	98.8601	03/25/2027	10,000,000.00	10,000,000.00	9,886,010.00	10,000,000.00	(113,990.00)
3130ARHX2	FEDERAL HOME LOAN BANKS	3.000	98.8601	03/25/2027	10,000,000.00	10,000,000.00	9,886,010.00	10,000,000.00	(113,990.00)
3134HBFDP8	FEDERAL HOME LOAN MORTGAGE CORP	4.280	100.1028	03/25/2027	25,000,000.00	25,000,000.00	25,025,700.00	25,000,000.00	25,700.00
3130AR6U0	FEDERAL HOME LOAN BANKS	2.500	98.1786	03/22/2027	5,000,000.00	5,000,000.00	4,908,930.00	5,000,000.00	(91,070.00)
3134HBN64	FEDERAL HOME LOAN MORTGAGE CORP	4.515	99.9984	03/16/2027	10,000,000.00	10,000,000.00	9,999,840.00	10,000,000.00	(160.00)
3130AQRQ8	FEDERAL HOME LOAN BANKS	2.000	97.5679	02/25/2027	10,000,000.00	10,000,000.00	9,756,790.00	10,000,000.00	(243,210.00)
3130AQRH8	FEDERAL HOME LOAN BANKS	2.000	97.5679	02/25/2027	5,000,000.00	5,000,000.00	4,878,395.00	5,000,000.00	(121,605.00)
3130AQRH8	FEDERAL HOME LOAN BANKS	2.000	97.5679	02/25/2027	5,000,000.00	5,000,000.00	4,878,395.00	5,000,000.00	(121,605.00)

3130ALED2	FEDERAL HOME LOAN BANKS	2.050	96.2391	02/24/2027	15,000,000.00	14,795,684.60	14,435,865.00	14,275,500.00	160,365.00
3130ALED2	FEDERAL HOME LOAN BANKS	3.001	96.2391	02/24/2027	20,000,000.00	19,486,247.76	19,247,820.00	18,320,000.00	927,820.00
3130AL2X1	FEDERAL HOME LOAN BANKS	3.001	96.0480	02/17/2027	10,000,000.00	9,725,580.59	9,604,800.00	9,057,500.00	547,300.00
3130AKYH3	FEDERAL HOME LOAN BANKS	1.746	96.0728	02/10/2027	10,000,000.00	9,881,132.46	9,607,280.00	9,563,275.40	44,004.60
3130AQH55	FEDERAL HOME LOAN BANKS	1.984	97.2953	01/28/2027	10,000,000.00	9,964,281.92	9,729,530.00	9,866,500.00	(136,970.00)
3130AQH55	FEDERAL HOME LOAN BANKS	2.086	97.2953	01/28/2027	20,000,000.00	19,903,146.19	19,459,060.00	19,640,000.00	(180,940.00)
3130AQKM4	FEDERAL HOME LOAN BANKS	1.750	97.3592	01/28/2027	11,250,000.00	11,250,000.00	10,952,910.00	11,250,000.00	(297,090.00)
3133ENLZ1	FEDERAL FARM CREDIT BANKS FUNDING CORP	1.860	97.4072	01/26/2027	10,000,000.00	9,989,949.05	9,740,720.00	9,962,090.00	(221,370.00)
3130AYPN0	FEDERAL HOME LOAN BANKS	4.207	100.5903	01/15/2027	20,000,000.00	19,980,411.28	20,118,060.00	19,955,000.00	163,060.00
3133ENKG4	FEDERAL FARM CREDIT BANKS FUNDING CORP	1.908	97.0972	01/11/2027	10,000,000.00	9,946,754.73	9,709,720.00	9,795,000.00	(85,280.00)
3134HBXW6	FEDERAL HOME LOAN MORTGAGE CORP	4.428	99.9991	01/08/2027	10,000,000.00	10,000,000.00	9,999,910.00	10,000,000.00	(90.00)
3130AQAY9	FEDERAL HOME LOAN BANKS	1.500	97.2291	12/30/2026	25,000,000.00	25,000,000.00	24,307,275.00	25,000,000.00	(692,725.00)
3130AQF65	FEDERAL HOME LOAN BANKS	1.306	97.0764	12/21/2026	10,000,000.00	9,993,399.20	9,707,640.00	9,972,990.00	(265,350.00)
3133ERL66	FEDERAL FARM CREDIT BANKS FUNDING CORP	4.775	100.0762	12/18/2026	15,000,000.00	15,000,000.00	15,011,430.00	15,000,000.00	11,430.00
3133ERK75	FEDERAL FARM CREDIT BANKS FUNDING CORP	4.770	100.0876	12/16/2026	25,000,000.00	25,000,000.00	25,021,900.00	25,000,000.00	21,900.00
3130B46H9	FEDERAL HOME LOAN BANKS	4.759	100.0756	12/16/2026	25,000,000.00	25,000,000.00	25,018,900.00	25,000,000.00	18,900.00
3130B46H9	FEDERAL HOME LOAN BANKS	4.759	100.0756	12/16/2026	10,000,000.00	10,000,000.00	10,007,560.00	10,000,000.00	7,560.00
3133EN4G2	FEDERAL FARM CREDIT BANKS FUNDING CORP	3.923	100.2318	12/15/2026	25,000,000.00	25,004,592.74	25,057,950.00	25,015,250.00	42,700.00
3130ATVE4	FEDERAL HOME LOAN BANKS	3.986	100.8774	12/11/2026	5,000,000.00	5,027,980.34	5,043,870.00	5,095,300.00	(51,430.00)
3130B3ZF3	FEDERAL HOME LOAN BANKS	4.764	100.0745	12/11/2026	25,000,000.00	25,000,000.00	25,018,625.00	25,000,000.00	18,625.00
3130B3ZF3	FEDERAL HOME LOAN BANKS	4.764	100.0745	12/11/2026	25,000,000.00	25,000,000.00	25,018,625.00	25,000,000.00	18,625.00
3135GIAB7	FEDERAL NATIONAL MORTGAGE ASSOCIATION	4.758	100.0804	12/11/2026	5,000,000.00	5,000,000.00	5,004,020.00	5,000,000.00	4,020.00
3130APWW1	FEDERAL HOME LOAN BANKS	1.503	97.4243	11/24/2026	20,000,000.00	19,999,308.96	19,484,860.00	19,997,000.00	(512,140.00)
3133ENEM8	FEDERAL FARM CREDIT BANKS FUNDING CORP	1.430	97.3629	11/23/2026	10,000,000.00	10,000,000.00	9,736,290.00	10,000,000.00	(263,710.00)
3133ERZM6	FEDERAL FARM CREDIT BANKS FUNDING CORP	4.330	99.9969	11/05/2026	15,000,000.00	15,000,000.00	14,999,535.00	15,000,000.00	(465.00)
3133ERQ95	FEDERAL FARM CREDIT BANKS FUNDING CORP	4.502	100.0607	11/02/2026	25,000,000.00	25,000,000.00	25,015,175.00	25,000,000.00	15,175.00
3130ARUF6	FEDERAL HOME LOAN BANKS	3.125	99.3358	10/29/2026	10,000,000.00	10,000,000.00	9,933,580.00	10,000,000.00	(66,420.00)
3134GW6C5	FEDERAL HOME LOAN MORTGAGE CORP	3.122	96.8257	10/28/2026	15,000,000.00	14,653,648.80	14,523,855.00	13,566,000.00	957,855.00
3134GW4C7	FEDERAL HOME LOAN MORTGAGE CORP	3.046	96.8330	10/27/2026	20,000,000.00	19,553,822.38	19,366,600.00	18,124,000.00	1,242,600.00
3134GW4C7	FEDERAL HOME LOAN MORTGAGE CORP	3.092	96.8330	10/27/2026	20,000,000.00	19,543,208.68	19,366,600.00	18,196,200.00	1,170,400.00
3134GW4C7	FEDERAL HOME LOAN MORTGAGE CORP	3.488	96.8330	10/27/2026	5,000,000.00	4,867,180.66	4,841,650.00	4,482,650.00	359,000.00
3133EN7A2	FEDERAL FARM CREDIT BANKS FUNDING CORP	3.827	99.5905	10/26/2026	4,300,000.00	4,291,486.38	4,282,391.50	4,270,115.00	12,276.50
3133ENBK5	FEDERAL FARM CREDIT BANKS FUNDING CORP	1.249	97.2518	10/20/2026	10,000,000.00	9,988,861.88	9,725,180.00	9,947,500.00	(222,320.00)
3133ENBK5	FEDERAL FARM CREDIT BANKS FUNDING CORP	1.340	97.2518	10/20/2026	10,000,000.00	9,979,699.50	9,725,180.00	9,905,000.00	(179,820.00)
3133ENT67	FEDERAL FARM CREDIT BANKS FUNDING CORP	4.318	100.1089	10/19/2026	5,000,000.00	4,996,749.35	5,005,445.00	4,987,600.00	17,845.00
3133ENT67	FEDERAL FARM CREDIT BANKS FUNDING CORP	4.318	100.1089	10/19/2026	5,000,000.00	4,996,749.35	5,005,445.00	4,987,600.00	17,845.00
3130B3A29	FEDERAL HOME LOAN BANKS	4.011	100.2598	10/09/2026	10,000,000.00	9,998,924.04	10,025,980.00	9,997,900.00	28,080.00
3133ERWD9	FEDERAL FARM CREDIT BANKS FUNDING CORP	5.113	100.1089	10/02/2026	10,000,000.00	10,000,000.00	10,010,890.00	10,000,000.00	10,890.00
3130ANYN4	FEDERAL HOME LOAN BANKS	1.000	97.2447	09/30/2026	10,000,000.00	10,000,000.00	9,724,470.00	10,000,000.00	(275,530.00)
3130AP5M3	FEDERAL HOME LOAN BANKS	1.040	97.3061	09/28/2026	15,000,000.00	15,000,000.00	14,595,915.00	15,000,000.00	(404,085.00)
3130APAD7	FEDERAL HOME LOAN BANKS	1.035	97.3141	09/28/2026	15,000,000.00	15,000,000.00	14,597,115.00	15,000,000.00	(402,885.00)
3130ATPH5	FEDERAL HOME LOAN BANKS	3.941	99.9911	09/11/2026	5,000,000.00	4,991,734.69	4,999,555.00	4,965,237.80	34,317.20
3130ATHV2	FEDERAL HOME LOAN BANKS	4.312	100.4506	09/11/2026	1,000,000.00	999,469.60	1,004,506.00	997,780.00	6,726.00
3130B7L79	FEDERAL HOME LOAN BANKS	4.066	99.9482	08/28/2026	50,000,000.00	49,961,458.90	49,974,100.00	49,957,500.00	16,600.00
3130ANSC5	FEDERAL HOME LOAN BANKS	1.000	97.5024	08/26/2026	15,000,000.00	15,000,000.00	14,625,360.00	15,000,000.00	(374,640.00)
3130ANT9S	FEDERAL HOME LOAN BANKS	1.000	97.5024	08/26/2026	15,000,000.00	15,000,000.00	14,625,360.00	15,000,000.00	(374,640.00)
3130ANPF1	FEDERAL HOME LOAN BANKS	1.000	97.5091	08/25/2026	10,000,000.00	10,000,000.00	9,750,910.00	10,000,000.00	(249,090.00)
3133ENH45	FEDERAL FARM CREDIT BANKS FUNDING CORP	3.137	99.4357	08/24/2026	5,000,000.00	4,999,507.49	4,971,785.00	4,997,799.50	(26,014.50)
3133ENH45	FEDERAL FARM CREDIT BANKS FUNDING CORP	3.294	99.4357	08/24/2026	5,000,000.00	4,992,962.44	4,971,785.00	4,968,600.00	3,185.00
3130ANMH0	FEDERAL HOME LOAN BANKS	3.132	97.6291	08/20/2026	15,000,000.00	14,748,558.94	14,644,365.00	13,851,000.00	793,365.00
3130ANMH0	FEDERAL HOME LOAN BANKS	1.100	97.6291	08/20/2026	10,000,000.00	10,000,000.00	9,762,910.00	10,000,000.00	(237,090.00)
3130ANMH0	FEDERAL HOME LOAN BANKS	1.668	97.6291	08/20/2026	10,000,000.00	9,951,786.34	9,762,910.00	9,755,200.00	7,710.00
3130B7M50	FEDERAL HOME LOAN BANKS	4.073	99.9514	08/20/2026	50,000,000.00	49,969,238.10	49,975,700.00	49,966,000.00	9,700.00
3130ANE48	FEDERAL HOME LOAN BANKS	1.000	97.5633	08/17/2026	10,000,000.00	10,000,000.00	9,756,330.00	10,000,000.00	(243,670.00)
3130ANFD7	FEDERAL HOME LOAN BANKS	1.000	97.6526	08/05/2026	10,000,000.00	10,000,000.00	9,765,260.00	10,000,000.00	(234,740.00)
3133END80	FEDERAL FARM CREDIT BANKS FUNDING CORP	2.873	99.3687	08/03/2026	10,000,000.00	10,009,969.61	9,936,870.00	10,047,600.00	(110,730.00)
3130ANAJ9	FEDERAL HOME LOAN BANKS	1.000	97.7163	07/27/2026	15,000,000.00	15,000,000.00	14,657,445.00	15,000,000.00	(342,555.00)
3130ANAJ9	FEDERAL HOME LOAN BANKS	1.000	97.7163	07/27/2026	10,000,000.00	10,000,000.00	9,771,630.00	10,000,000.00	(228,370.00)
3130ANBX7	FEDERAL HOME LOAN BANKS	1.000	97.7578	07/22/2026	15,000,000.00	15,000,000.00	14,663,670.00	15,000,000.00	(336,330.00)
3130AN5K2	FEDERAL HOME LOAN BANKS	4.366	98.2138	07/20/2026	2,375,000.00	2,325,242.27	2,332,577.75	2,143,081.25	189,496.50
3130AN3R9	FEDERAL HOME LOAN BANKS	1.130	97.8812	07/20/2026	10,000,000.00	10,000,000.00	9,788,120.00	10,000,000.00	(211,880.00)
3133ENB66	FEDERAL FARM CREDIT BANKS FUNDING CORP	3.174	99.5046	07/20/2026	10,000,000.00	9,998,201.23	9,950,460.00	9,991,000.00	(40,540.00)
3133EQ62	FEDERAL FARM CREDIT BANKS FUNDING CORP	0.990	97.8109	07/13/2026	10,000,000.00	10,000,000.00	9,781,090.00	10,000,000.00	(218,910.00)
3133EQ62	FEDERAL FARM CREDIT BANKS FUNDING CORP	0.990	97.8109	07/13/2026	10,000,000.00	10,000,000.00	9,781,090.00	10,000,000.00	(218,910.00)
3133ETPE1	FEDERAL FARM CREDIT BANKS FUNDING CORP	4.367	100.0067	07/09/2026	25,000,000.00	25,000,000.00	25,001,675.00	25,000,000.00	1,675.00
3130AN3B4	FEDERAL HOME LOAN BANKS	1.020	97.8953	07/06/2026	15,000,000.00	15,000,000.00	14,684,295.00	15,000,000.00	(315,705.00)
3130ASDK2	FEDERAL HOME LOAN BANKS	3.250	99.5978	06/29/2026	5,250,000.00	5,250,000.00	5,228,884.50	5,250,000.00	(21,115.50)
3130AMWT5	FEDERAL HOME LOAN BANKS	1.050	97.9921	06/26/2026	15,000,000.00	15,000,000.00	14,698,815.00	15,000,000.00	(301,185.00)
3130AMT69	FEDERAL HOME LOAN BANKS	1.070	98.0066	06/26/2026	10,000,000.00	10,000,000.00	9,800,660.00	10,000,000.00	(199,340.00)
31424WXD9	FEDERAL AGRICULTURAL MORTGAGE CORP	4.354	100.0282	06/24/2026	15,000,000.00	15,000,000.00	15,004,230.00	15,000,000.00	4,230.00
3130AMM22	FEDERAL HOME LOAN BANKS	1.000	98.0543	06/10/2026	5,000,000.00	5,000,000.00	4,902,715.00	5,000,000.00	(97,285.00)
3130AMSS2	FEDERAL HOME LOAN BANKS	1.000	98.0748	06/08/2026	15,000,000.00	15,000,000.00	14,711,220.00	15,000,000.00	(288,780.00)

3133ETJQ1	FEDERAL FARM CREDIT BANKS FUNDING CORP	4.329	100.0430	05/28/2026	16,975,000.00	16,975,000.00	16,982,299.25	16,975,000.00	7,299.25
3130AMJN3	FEDERAL HOME LOAN BANKS	1.030	98.1817	05/26/2026	5,000,000.00	5,000,000.00	4,909,085.00	5,000,000.00	(90,915.00)
3130AMKB7	FEDERAL HOME LOAN BANKS	1.050	98.1945	05/26/2026	15,000,000.00	15,000,000.00	14,729,175.00	15,000,000.00	(270,825.00)
3130AMME9	FEDERAL HOME LOAN BANKS	1.000	98.1626	05/26/2026	10,000,000.00	10,000,000.00	9,816,260.00	10,000,000.00	(183,740.00)
3130B7HM9	FEDERAL HOME LOAN BANKS	4.365	100.0129	05/20/2026	25,000,000.00	25,000,000.00	25,003,225.00	25,000,000.00	3,225.00
3133EMZS4	FEDERAL FARM CREDIT BANKS FUNDING CORP	0.900	98.1574	05/18/2026	5,000,000.00	5,000,000.00	4,907,870.00	5,000,000.00	(92,130.00)
3130B7HD8	FEDERAL HOME LOAN BANKS	4.187	100.0210	05/14/2026	25,000,000.00	25,000,000.00	25,005,250.00	25,000,000.00	5,250.00
3133ER3N9	FEDERAL FARM CREDIT BANKS FUNDING CORP	4.403	100.0130	05/11/2026	25,000,000.00	25,000,000.00	25,003,250.00	25,000,000.00	3,250.00
3130B5W46	FEDERAL HOME LOAN BANKS	4.328	100.0021	05/11/2026	50,000,000.00	50,000,000.00	50,001,050.00	50,000,000.00	1,050.00
3130B6Y26	FEDERAL HOME LOAN BANKS	4.349	99.9802	05/08/2026	15,000,000.00	15,000,000.00	14,997,030.00	15,000,000.00	(2,970.00)
3130B6Y26	FEDERAL HOME LOAN BANKS	4.349	99.9802	05/08/2026	25,000,000.00	25,000,000.00	24,995,050.00	25,000,000.00	(4,950.00)
3133ETDW4	FEDERAL FARM CREDIT BANKS FUNDING CORP	4.001	100.1015	05/01/2026	50,000,000.00	50,000,000.00	50,050,750.00	50,000,000.00	50,750.00
3133ENUL2	FEDERAL FARM CREDIT BANKS FUNDING CORP	3.110	99.5797	04/13/2026	10,000,000.00	10,000,000.00	9,957,970.00	10,000,000.00	(42,030.00)
3130ALKL7	FEDERAL HOME LOAN BANKS	0.850	98.5712	03/25/2026	10,000,000.00	10,000,000.00	9,857,120.00	10,000,000.00	(142,880.00)
3130ALGJ7	FEDERAL HOME LOAN BANKS	1.000	98.6274	03/23/2026	9,750,000.00	9,750,000.00	9,616,171.50	9,750,000.00	(133,828.50)
3130ALGJ7	FEDERAL HOME LOAN BANKS	1.000	98.6274	03/23/2026	14,625,000.00	14,625,000.00	14,424,257.25	14,625,000.00	(200,742.75)
3130ALGJ7	FEDERAL HOME LOAN BANKS	1.000	98.6274	03/23/2026	19,500,000.00	19,500,000.00	19,232,343.00	19,500,000.00	(267,657.00)
3130ALGJ7	FEDERAL HOME LOAN BANKS	1.000	98.6274	03/23/2026	9,750,000.00	9,750,000.00	9,616,171.50	9,750,000.00	(133,828.50)
3130ALGJ7	FEDERAL HOME LOAN BANKS	1.016	98.6274	03/23/2026	8,921,250.00	8,920,579.36	8,798,796.92	8,914,559.06	(115,762.14)
3130ALGJ7	FEDERAL HOME LOAN BANKS	1.000	98.6274	03/23/2026	9,750,000.00	9,750,000.00	9,616,171.50	9,750,000.00	(133,828.50)
3130ALGJ7	FEDERAL HOME LOAN BANKS	3.010	98.6274	03/23/2026	19,500,000.00	19,325,847.29	19,232,343.00	18,092,685.00	1,139,658.00
3130ALGJ7	FEDERAL HOME LOAN BANKS	1.000	98.6274	03/23/2026	19,500,000.00	19,500,000.00	19,232,343.00	19,500,000.00	(267,657.00)
3130ALGJ7	FEDERAL HOME LOAN BANKS	1.000	98.6274	03/23/2026	14,625,000.00	14,625,000.00	14,424,257.25	14,625,000.00	(200,742.75)
3130ALH56	FEDERAL HOME LOAN BANKS	0.750	98.5781	03/18/2026	10,000,000.00	10,000,000.00	9,857,810.00	10,000,000.00	(142,190.00)
3130ALH56	FEDERAL HOME LOAN BANKS	0.750	98.5781	03/18/2026	10,000,000.00	10,000,000.00	9,857,810.00	10,000,000.00	(142,190.00)
3130ALHG2	FEDERAL HOME LOAN BANKS	0.750	98.5781	03/18/2026	10,000,000.00	10,000,000.00	9,857,810.00	10,000,000.00	(142,190.00)
3130ALFW9	FEDERAL HOME LOAN BANKS	0.790	98.5698	03/18/2026	15,000,000.00	15,000,000.00	14,785,470.00	15,000,000.00	(214,530.00)
3130ALEH3	FEDERAL HOME LOAN BANKS	0.700	98.5500	03/16/2026	25,000,000.00	25,000,000.00	24,637,500.00	25,000,000.00	(362,500.00)
3130ALHH0	FEDERAL HOME LOAN BANKS	3.040	98.7514	03/05/2026	10,500,000.00	10,413,169.31	10,368,897.00	9,707,880.00	661,017.00
3130ALEY6	FEDERAL HOME LOAN BANKS	3.157	98.6924	03/04/2026	16,160,000.00	16,009,177.37	15,948,691.84	14,879,966.40	1,068,725.44
3130ALGR9	FEDERAL HOME LOAN BANKS	0.850	98.7565	02/26/2026	10,000,000.00	10,000,000.00	9,875,650.00	10,000,000.00	(124,350.00)
3130AL6K5	FEDERAL HOME LOAN BANKS	0.580	98.6918	02/25/2026	6,000,000.00	6,000,000.00	5,921,508.00	6,000,000.00	(78,492.00)
3130ALEM2	FEDERAL HOME LOAN BANKS	0.790	98.7409	02/25/2026	10,000,000.00	10,000,000.00	9,874,090.00	10,000,000.00	(125,910.00)
3130ALEM2	FEDERAL HOME LOAN BANKS	0.790	98.7409	02/25/2026	15,000,000.00	15,000,000.00	14,811,135.00	15,000,000.00	(188,865.00)
3130ALCV4	FEDERAL HOME LOAN BANKS	2.112	98.7335	02/24/2026	25,000,000.00	24,870,281.12	24,683,375.00	23,715,250.00	968,125.00
3130ALBX1	FEDERAL HOME LOAN BANKS	0.580	98.6684	02/23/2026	10,000,000.00	10,000,000.00	9,866,840.00	10,000,000.00	(133,160.00)
3130AL2G8	FEDERAL HOME LOAN BANKS	0.615	98.7198	02/18/2026	5,000,000.00	4,999,712.32	4,935,990.00	4,996,250.00	(60,260.00)
3130B6ZE9	FEDERAL HOME LOAN BANKS	4.324	99.9893	02/11/2026	50,000,000.00	50,000,000.00	49,994,650.00	50,000,000.00	(5,350.00)
3133ER2H3	FEDERAL FARM CREDIT BANKS FUNDING CORP	4.090	100.0635	02/03/2026	12,250,000.00	12,251,187.26	12,257,778.75	12,252,982.39	4,796.36
3130B4QU8	FEDERAL HOME LOAN BANKS	4.218	100.0508	01/23/2026	25,000,000.00	24,992,972.60	25,012,700.00	24,977,500.00	35,200.00
3134GXHL1	FEDERAL HOME LOAN MORTGAGE CORP	0.700	99.1812	12/30/2025	10,000,000.00	10,000,000.00	9,918,120.00	10,000,000.00	(81,880.00)
3133EMLR1	FEDERAL FARM CREDIT BANKS FUNDING CORP	0.506	99.2061	12/23/2025	12,430,000.00	12,429,828.36	12,331,318.23	12,426,271.00	(94,952.77)
3133ER5L1	FEDERAL FARM CREDIT BANKS FUNDING CORP	4.207	100.0032	11/28/2025	10,000,000.00	9,998,803.17	10,000,320.00	9,994,800.00	5,520.00
3135GA3Z2	FEDERAL NATIONAL MORTGAGE ASSOCIATION	0.600	99.4847	11/25/2025	15,000,000.00	15,000,000.00	14,922,705.00	15,000,000.00	(77,295.00)
3130B3TW3	FEDERAL HOME LOAN BANKS	4.218	100.0193	11/21/2025	3,250,000.00	3,250,126.75	3,250,627.25	3,250,845.00	(217.75)
3130B3S46	FEDERAL HOME LOAN BANKS	4.191	100.0315	11/19/2025	4,675,000.00	4,675,948.83	4,676,472.63	4,681,545.00	(5,072.38)
3135GA4P3	FEDERAL NATIONAL MORTGAGE ASSOCIATION	0.650	99.5575	11/18/2025	20,000,000.00	20,000,000.00	19,911,500.00	20,000,000.00	(88,500.00)
3135GA2Z3	FEDERAL NATIONAL MORTGAGE ASSOCIATION	0.560	99.5556	11/17/2025	5,000,000.00	5,000,000.00	4,977,780.00	5,000,000.00	(22,220.00)
3135GA2Z3	FEDERAL NATIONAL MORTGAGE ASSOCIATION	0.560	99.5556	11/17/2025	5,000,000.00	5,000,000.00	4,977,780.00	5,000,000.00	(22,220.00)
3135GA2Z3	FEDERAL NATIONAL MORTGAGE ASSOCIATION	0.560	99.5556	11/17/2025	10,000,000.00	10,000,000.00	9,955,560.00	10,000,000.00	(44,440.00)
3134GXBM5	FEDERAL HOME LOAN MORTGAGE CORP	0.600	99.6092	11/12/2025	5,000,000.00	5,000,000.00	4,980,460.00	5,000,000.00	(19,540.00)
3134GXBM5	FEDERAL HOME LOAN MORTGAGE CORP	0.600	99.6092	11/12/2025	5,000,000.00	5,000,000.00	4,980,460.00	5,000,000.00	(19,540.00)
3135G06G3	FEDERAL NATIONAL MORTGAGE ASSOCIATION	0.573	99.6458	11/07/2025	14,000,000.00	13,998,981.00	13,950,412.00	13,949,880.00	532.00
3135GA2N0	FEDERAL NATIONAL MORTGAGE ASSOCIATION	0.550	99.6797	11/04/2025	10,000,000.00	10,000,000.00	9,967,970.00	10,000,000.00	(32,030.00)
3135G06C2	FEDERAL NATIONAL MORTGAGE ASSOCIATION	0.600	99.7311	10/29/2025	10,000,000.00	10,000,000.00	9,973,110.00	10,000,000.00	(26,890.00)
3135G06C2	FEDERAL NATIONAL MORTGAGE ASSOCIATION	0.604	99.7311	10/29/2025	10,000,000.00	9,999,969.31	9,973,110.00	9,998,000.00	(24,890.00)
3136G46N8	FEDERAL NATIONAL MORTGAGE ASSOCIATION	0.600	99.7311	10/29/2025	5,000,000.00	5,000,000.00	4,986,555.00	5,000,000.00	(13,445.00)
3134GW3Z7	FEDERAL HOME LOAN MORTGAGE CORP	0.600	99.7407	10/28/2025	10,000,000.00	10,000,000.00	9,974,070.00	10,000,000.00	(25,930.00)
3134GW3Y0	FEDERAL HOME LOAN MORTGAGE CORP	0.550	99.7370	10/28/2025	10,000,000.00	10,000,000.00	9,973,700.00	10,000,000.00	(26,300.00)
3136G46S7	FEDERAL NATIONAL MORTGAGE ASSOCIATION	0.560	99.7377	10/28/2025	5,000,000.00	5,000,000.00	4,986,885.00	5,000,000.00	(13,115.00)
3136G45C3	FEDERAL NATIONAL MORTGAGE ASSOCIATION	0.540	99.7460	10/27/2025	10,000,000.00	10,000,000.00	9,974,600.00	10,000,000.00	(25,400.00)
3134GW3X2	FEDERAL HOME LOAN MORTGAGE CORP	0.625	99.7520	10/27/2025	10,000,000.00	10,000,000.00	9,975,200.00	10,000,000.00	(24,800.00)
3134GWZV1	FEDERAL HOME LOAN MORTGAGE CORP	1.238	99.8010	10/22/2025	15,000,000.00	14,995,060.73	14,970,150.00	14,667,187.50	302,962.50
3135G06A6	FEDERAL NATIONAL MORTGAGE ASSOCIATION	0.580	99.8163	10/20/2025	10,000,000.00	10,000,000.00	9,981,630.00	10,000,000.00	(18,370.00)
3135G06A6	FEDERAL NATIONAL MORTGAGE ASSOCIATION	0.587	99.8163	10/20/2025	10,000,000.00	9,999,963.24	9,981,630.00	9,996,500.00	(14,870.00)
---	---	3.519	99.6163	07/30/2027	4,170,411,250.00	4,165,930,676.98	4,154,229,304.33	4,153,099,946.20	1,129,358.13

Agency
AGCY DISC

Cusip	Description	Yield	Market Price	Final Maturity	Par Value	Book Value	Market Value	Principal	Net Unrealized Gain/Loss
-------	-------------	-------	--------------	----------------	-----------	------------	--------------	-----------	--------------------------

313385XG6	FEDERAL HOME LOAN BANKS	3.891	97.6013	05/26/2026	50,000,000.00	48,765,625.00	48,800,650.00	48,515,625.00	285,025.00
313385WT9	FEDERAL HOME LOAN BANKS	3.873	97.7205	05/13/2026	25,000,000.00	24,418,222.22	24,430,125.00	24,348,097.22	82,027.78
313385WF9	FEDERAL HOME LOAN BANKS	3.887	97.8318	05/01/2026	25,000,000.00	24,447,180.56	24,457,950.00	24,376,774.31	81,175.69
313385TA4	FEDERAL HOME LOAN BANKS	4.148	98.5743	02/13/2026	5,000,000.00	4,924,906.25	4,928,715.00	4,877,625.00	51,090.00
313313SW9	FEDERAL FARM CREDIT BANKS FUNDING CORP	3.939	98.5965	02/09/2026	15,000,000.00	14,793,129.17	14,789,475.00	14,516,775.00	272,700.00
313385SL1	FEDERAL HOME LOAN BANKS	4.201	98.7175	01/30/2026	20,000,000.00	19,727,750.00	19,743,500.00	19,444,250.00	299,250.00
313397SA0	FEDERAL HOME LOAN MORTGAGE CORP	4.298	98.8215	01/20/2026	25,000,000.00	24,680,104.17	24,705,375.00	24,461,076.39	244,298.61
313385RU2	FEDERAL HOME LOAN BANKS	4.219	98.8840	01/14/2026	20,000,000.00	19,762,583.33	19,776,800.00	19,477,683.33	299,116.67
313385RP2	FEDERAL HOME LOAN BANKS	4.129	98.8840	01/14/2026	50,000,000.00	49,418,125.00	49,442,000.00	48,908,291.67	533,708.33
313385RP3	FEDERAL HOME LOAN BANKS	4.192	98.9362	01/09/2026	50,000,000.00	49,437,500.00	49,468,100.00	48,931,250.00	536,850.00
313385RG3	FEDERAL HOME LOAN BANKS	4.011	99.0095	01/02/2026	50,000,000.00	49,500,125.00	49,504,750.00	48,640,125.00	864,625.00
313385RG3	FEDERAL HOME LOAN BANKS	4.230	99.0095	01/02/2026	50,000,000.00	49,472,354.17	49,504,750.00	48,865,277.78	639,472.22
---	---	4.085	98.5880	02/13/2026	385,000,000.00	379,347,604.87	379,552,190.00	375,362,850.70	4,189,339.30

Agency CMO
FNMA CMO

Cusip	Description	Yield	Market Price	Final Maturity	Par Value	Book Value	Market Value	Principal	Net Unrealized Gain/Loss
3136B2HA3	FNA 2018-M10 A2	5.208	98.3353	07/25/2028	9,458,249.53	9,162,059.36	9,300,797.39	8,991,248.49	309,548.90
3136AW7J0	FNA 2017-M8 A2	3.448	98.4317	05/25/2027	10,224,655.05	10,181,904.14	10,064,296.88	10,096,846.86	(32,549.98)
---	---	4.281	98.3860	12/13/2027	19,682,904.58	19,343,963.49	19,365,094.27	19,088,095.35	276,998.92

Agency MBS
FHLMC

Cusip	Description	Yield	Market Price	Final Maturity	Par Value	Book Value	Market Value	Principal	Net Unrealized Gain/Loss
3132XFX9Y	FH WN1594	4.201	99.3110	07/01/2030	25,000,000.00	24,758,772.57	24,827,752.00	24,752,929.69	74,822.31
3132XFX9Y	FH WN1594	4.075	99.3110	07/01/2030	25,000,000.00	24,890,378.78	24,827,752.00	24,888,671.88	(60,919.88)
3132XFX9Y	FH WN1594	4.075	99.3110	07/01/2030	25,000,000.00	24,890,378.78	24,827,752.00	24,888,671.88	(60,919.88)
3132XFX9Y	FH WN1594	4.069	99.3110	07/01/2030	29,955,000.00	29,831,436.42	29,748,612.45	29,829,797.46	(81,185.01)
3132XKZ4A	FH WNS268	4.194	99.9165	06/01/2030	35,293,000.00	35,186,707.89	35,263,523.29	35,184,088.01	79,435.28
3132XKZ91	FH WNS267	4.195	99.9129	06/01/2030	28,034,000.00	27,948,501.12	28,009,569.49	27,946,393.75	63,175.74
3132XHHSF2	FH WNS217	3.949	95.3963	06/01/2030	48,925,115.00	47,074,743.65	46,672,728.93	47,054,111.58	(381,382.65)
3132XHHSF2	FH WNS217	3.933	95.3963	06/01/2030	29,355,069.00	28,263,124.25	28,003,637.36	28,249,667.18	(246,029.82)
3132XHHSF2	FH WNS217	3.948	95.3963	06/01/2030	14,227,423.44	13,689,423.11	13,572,429.57	13,685,002.92	(112,573.35)
3132XFXA1	FH WN1572	4.119	99.4051	05/01/2030	23,506,000.00	23,362,852.29	23,366,156.93	23,359,087.50	7,069.43
3132XFWNA4	FH WN1552	4.315	100.4283	04/01/2030	17,269,629.16	17,269,629.16	17,263,157.66	17,443,398.37	180,240.71
3132XKZH3	FH WNS243	4.362	99.4010	04/01/2030	15,000,000.00	14,767,758.74	14,910,145.35	14,753,906.25	156,239.10
3132XKZH3	FH WNS243	4.206	99.4010	04/01/2030	5,548,000.00	5,495,593.42	5,514,765.76	5,494,253.75	20,512.01
3142FEDK3	FH WR1005	4.277	100.0055	04/01/2030	10,000,000.00	9,977,051.82	10,000,554.00	9,976,171.88	24,382.12
3132XFWR5	FH WN1555	4.114	99.9732	04/01/2030	16,156,000.00	16,139,404.89	16,151,669.71	16,138,960.47	12,709.24
3132XKZQ3	FH WNS250	4.130	98.9860	04/01/2030	50,000,000.00	49,478,801.59	49,492,977.50	49,464,843.75	28,133.75
3132XKZQ3	FH WNS250	4.130	98.9860	04/01/2030	50,000,000.00	49,478,801.59	49,492,977.50	49,464,843.75	28,133.75
3132XKZQ3	FH WNS250	4.061	98.9860	04/01/2030	25,000,000.00	24,806,884.48	24,746,488.75	24,803,710.94	(57,222.19)
3132XKZQ3	FH WNS250	4.053	98.9860	04/01/2030	23,341,000.00	23,168,359.26	23,104,311.76	23,165,942.50	(61,630.74)
3132XDCY7	FH WA4486	4.082	99.1915	04/01/2030	14,755,198.00	14,630,200.72	14,635,898.54	14,630,124.64	5,773.90
3132XFW6	FH WN1543	4.368	100.8425	03/01/2030	14,314,000.00	14,314,000.00	14,434,600.75	14,314,000.00	120,600.75
3132XKY84	FH WNS234	4.070	99.3244	03/01/2030	11,200,000.00	11,155,604.77	11,124,336.27	11,154,062.50	(29,726.23)
3132XK3D7	FH WNS295	3.966	99.5053	03/01/2030	21,840,000.00	21,840,000.00	21,731,947.91	21,840,000.00	(108,052.09)
3132XK3G0	FH WNS298	4.000	99.3880	03/01/2030	11,410,000.00	11,376,716.80	11,340,172.17	11,376,572.27	(36,400.10)
3132XDCS0	FH WA4480	4.094	99.7287	03/01/2030	19,744,734.00	19,683,840.76	19,691,173.64	19,683,802.98	7,370.66
3132XKY35	FH WNS229	4.133	99.7953	02/01/2030	7,300,000.00	7,295,283.36	7,285,060.33	7,295,152.34	(10,092.01)
3132XK2Q9	FH WNS282	4.015	99.6278	02/01/2030	25,770,000.00	25,770,000.00	25,674,095.66	25,770,000.00	(95,904.34)
3132XK2K2	FH WNS277	3.972	99.4094	01/01/2030	33,000,000.00	32,918,961.10	32,917,500.00	32,917,500.00	(112,409.22)
3132XK2K2	FH WNS277	3.990	99.4094	01/01/2030	31,114,000.00	31,014,594.78	30,930,230.14	31,013,122.58	(82,892.44)
3132XFX29	FH WN1596	3.965	99.5844	01/01/2030	52,288,000.00	52,288,000.00	52,070,674.34	52,288,000.00	(217,325.66)
3132XK2S5	FH WNS284	3.943	99.4747	12/01/2029	10,875,000.00	10,862,800.89	10,817,874.17	10,862,680.66	(44,806.49)
3132XDCU5	FH WA4482	4.027	99.7535	12/01/2029	15,323,832.00	15,286,743.96	15,286,054.77	15,286,719.59	(664.82)
3132XKV38	FH WNS133	4.382	100.4764	11/01/2029	6,250,000.00	6,200,467.46	6,279,775.06	6,190,673.83	89,101.23
3132XFU03	FH WN1494	4.669	99.6931	11/01/2029	11,000,000.00	10,724,665.56	10,966,235.50	10,679,453.13	286,782.37
3142FFGV3	FH WR2011	4.378	99.8778	11/01/2029	25,000,000.00	24,855,955.57	24,969,441.00	24,838,867.19	130,573.81
3142FFGV3	FH WR2011	4.218	99.8778	11/01/2029	15,000,000.00	15,000,000.00	14,981,664.60	15,000,000.00	(18,335.40)
3132XJF58	FH WN1183	4.059	97.2823	10/01/2029	7,470,000.00	7,326,182.82	7,266,990.95	7,290,253.13	(23,262.18)
3132XFUA4	FH WN1476	4.332	99.9187	10/01/2029	25,000,000.00	24,794,113.43	24,979,680.00	24,777,343.75	202,336.25
3132XKV87	FH WNS138	4.719	99.3999	10/01/2029	15,000,000.00	14,607,098.00	14,909,983.05	14,541,210.94	368,772.11
3132XKV08	FH WNS138	4.239	99.3999	10/01/2029	23,833,000.00	23,597,943.79	23,689,975.07	23,584,429.26	105,545.81
3132XFRX8	FH WN1401	4.241	99.2008	09/01/2029	17,875,000.00	17,656,147.07	17,732,149.79	17,603,383.79	128,766.00
3132XFR91	FH WN1411	4.474	100.0792	09/01/2029	20,000,000.00	19,713,683.19	20,015,845.20	19,647,656.25	368,188.95
3132XFR91	FH WN1411	4.633	100.0792	09/01/2029	15,000,000.00	14,702,259.18	15,011,883.90	14,636,718.75	375,165.15
3132XFR91	FH WN1411	4.370	100.0792	09/01/2029	11,500,000.00	11,375,604.93	11,509,110.99	11,349,960.94	159,150.05

3132XKUQ8	FH WN5090	4.392	99.6071	09/01/2029	20,000,000.00	19,666,423.00	19,921,429.40	19,597,656.25	323,773.15
3132XKUQ8	FH WN5090	4.352	99.6071	09/01/2029	32,000,000.00	31,510,840.00	31,874,287.04	31,410,000.00	464,287.04
3132XKTE7	FH WN5048	4.513	99.3406	08/01/2029	11,495,000.00	11,287,363.15	11,419,203.23	11,266,896.09	152,307.14
3132XKSS7	FH WN5028	3.886	99.4314	07/01/2029	24,971,000.00	24,971,000.00	24,829,013.65	24,971,000.00	(141,986.35)
3132XKR25	FH WN5004	4.439	99.8408	06/01/2029	22,870,000.00	22,737,087.98	22,833,592.79	22,696,688.28	136,904.51
3132WVJ20	FH WA3276	4.668	101.7058	02/01/2029	14,635,084.54	14,608,520.86	14,884,734.93	14,598,496.83	286,238.10
3132XG2H8	FH WN2575	4.428	101.0957	02/01/2029	33,705,000.00	33,884,300.83	34,074,288.83	33,947,254.69	127,034.14
3132XGYU4	FH WN2522	4.779	101.1665	12/01/2028	10,000,000.00	9,923,292.36	9,884,375.00	10,116,650.00	232,275.50
3132XGX35	FH WN2497	4.611	101.1497	10/01/2028	28,340,000.00	28,244,811.68	28,665,830.65	28,187,229.69	478,600.96
3137FJYH6	FHMS K-W07 A2	5.264	98.9903	09/25/2028	16,627,402.00	15,941,580.25	16,459,512.63	15,471,927.46	987,585.17
3137FGZH1	FHMS K-W06 A2	5.290	99.0032	06/25/2028	25,000,000.00	24,146,570.39	24,750,795.75	23,507,812.50	1,242,983.25
3132XFLR7	FH WN1235	4.690	100.1364	01/01/2028	20,000,000.00	19,885,149.40	20,027,271.80	19,760,937.50	266,334.30
3132XFLR7	FH WN1235	4.333	100.1364	01/01/2028	10,000,000.00	9,977,200.44	10,013,635.90	9,953,125.00	60,510.90
3132XGRH1	FH WN2287	3.945	98.7036	11/01/2027	24,283,972.25	24,192,752.62	23,969,165.76	24,075,281.86	(106,116.10)
3132XGRH1	FH WN2287	4.073	98.7036	11/01/2027	24,283,972.25	24,158,293.86	23,969,165.76	24,013,623.34	(44,457.58)
3132XGQ74	FH WN2277	4.062	99.1977	11/01/2027	9,713,588.90	9,664,964.06	9,635,658.52	9,602,793.28	32,865.25
3137FBBX3	FHMS K-068 A2	4.548	98.7570	08/25/2027	9,525,000.00	9,310,744.02	9,406,604.73	9,120,187.50	286,417.23
3137F2LJ3	FHMS K-066 A2	3.111	98.7243	06/25/2027	11,095,000.00	11,091,412.85	10,953,456.43	11,084,598.44	(131,142.01)
3137BXQY1	FHMS K-064 A2	3.154	99.0309	03/25/2027	1,000,000.00	1,000,521.03	990,309.27	1,001,760.00	(11,450.73)
3137BXSX3	FHMS K-IR2 A2	4.545	98.6014	03/25/2027	15,000,000.00	14,716,433.71	14,790,204.30	14,389,453.20	400,751.10
3137BYLD0	FHMS K-L01 A2E	4.184	98.8152	02/25/2027	15,000,000.00	14,836,018.36	14,822,278.95	14,494,950.00	327,328.95
3137BTUM1	FHMS K-061 A2	4.501	99.3094	11/25/2026	8,621,340.39	8,523,331.75	8,561,799.86	8,265,192.82	296,607.04
3137BTUM1	FHMS K-061 A2	4.561	99.3094	11/25/2026	8,142,377.04	8,043,965.14	8,086,144.31	7,837,200.74	248,943.57
3132XDUA7	FH WA4418	4.107	97.8834	11/01/2026	14,026,614.15	13,703,667.47	13,729,724.45	13,534,038.91	195,685.54
3137FQXJ7	FHMS K-737 A2	4.358	98.6437	10/25/2026	2,035,000.00	1,998,460.80	2,007,398.38	2,005,150.00	20,650.15
3137FQXJ7	FHMS K-737 A2	4.358	98.6437	10/25/2026	50,000,000.00	49,102,231.10	49,321,827.50	48,814,453.13	507,374.37
3137FQXJ7	FHMS K-737 A2	4.358	98.6437	10/25/2026	50,000,000.00	49,102,231.10	49,321,827.50	48,814,453.13	507,374.37
3137FQXJ7	FHMS K-737 A2	4.358	98.6437	10/25/2026	50,000,000.00	49,102,231.10	49,321,827.50	48,814,453.13	507,374.37
3137BSRE5	FHMS K-059 A2	4.148	99.1603	09/25/2026	11,995,981.32	11,877,661.58	11,895,249.39	11,806,669.74	88,579.65
3137BSP72	FHMS K-058 A2	4.465	98.8058	08/25/2026	15,000,000.00	14,766,939.25	14,820,872.55	14,589,843.75	231,028.80
3137BSP72	FHMS K-058 A2	4.142	98.8058	08/25/2026	20,975,000.00	20,702,247.12	20,724,520.12	20,521,907.23	202,612.89
3137BSP72	FHMS K-058 A2	4.251	98.8058	08/25/2026	42,473,000.00	41,884,074.58	41,965,794.65	41,490,811.88	474,982.77
3137FQ3P6	FHMS K-C06 A2	4.291	98.6693	08/25/2026	10,890,753.84	10,732,336.24	10,745,831.01	10,698,464.06	47,366.95
3137BRQJ7	FHMS K-057 A2	4.657	98.8940	07/25/2026	13,784,688.00	13,588,066.00	13,632,224.66	13,159,530.86	472,693.81
3137FNWX4	FHMS K-736 A2	3.655	98.7234	07/25/2026	8,882,012.00	8,800,124.81	8,768,624.15	8,441,380.94	327,243.21
3137FNWX4	FHMS K-736 A2	4.170	98.7234	07/25/2026	42,758,005.77	42,210,078.66	42,212,156.64	41,792,610.38	419,546.26
3137BQY50	FHMS K-056 A2	4.186	99.0326	05/25/2026	16,816,389.12	16,656,559.62	16,653,700.14	16,505,023.17	148,676.98
3137FMU67	FHMS K-735 A2	3.518	99.2348	05/25/2026	14,281,229.70	14,230,495.85	14,171,946.59	13,945,955.52	225,991.07
3137BPW21	FHMS K-055 A2	4.420	99.2538	03/25/2026	47,097,209.50	46,745,469.72	46,745,773.89	46,235,330.56	510,443.33
3137BPW21	FHMS K-055 A2	4.420	99.2538	03/25/2026	1,408,206.56	1,397,689.55	1,397,698.64	1,382,436.39	15,262.25
3137BPW21	FHMS K-055 A2	4.460	99.2538	03/25/2026	9,419,441.90	9,347,756.18	9,349,154.78	9,241,414.45	107,740.33
3137BP4K2	FHMS K-IR1 A2	4.641	99.2329	03/25/2026	22,370,000.00	22,191,049.00	22,198,409.13	21,817,740.62	380,668.51
3137BNGT5	FHMS K-054 A2	4.286	99.4418	01/25/2026	8,444,336.08	8,408,603.93	8,397,198.78	8,330,536.97	66,661.81

--- --- 4.239 99.1790 11/30/2028 1,807,538,976.74 1,788,340,023.42 1,792,553,942.72 1,779,998,144.83 12,555,797.89

Agency MBS
FNMA

Cusip	Description	Yield	Market Price	Final Maturity	Par Value	Book Value	Market Value	Principal	Net Unrealized Gain/Loss
3140Q0L91	FN BZ4851	3.978	99.4727	09/01/2030	25,000,000.00	25,000,000.00	24,868,177.75	25,000,000.00	(131,822.25)
3140Q0MF6	FN BZ4857	3.996	99.4077	09/01/2030	10,526,000.00	10,524,366.23	10,463,655.55	10,524,355.31	(60,699.76)
3140Q0P30	FN BZ4941	4.030	99.4422	09/01/2030	7,485,000.00	7,469,563.87	7,443,246.42	7,469,503.71	(26,257.29)
3140Q0FN7	FN BZ4672	4.032	99.6759	09/01/2030	32,175,000.00	32,175,000.00	32,070,722.76	32,175,000.00	(104,277.24)
3140Q0CZ3	FN BZ4587	4.250	100.6134	08/01/2030	9,750,000.00	9,717,901.83	9,809,806.99	9,716,865.23	92,941.76
3140Q0AY8	FN BZ4522	4.192	100.2148	08/01/2030	20,933,850.00	20,889,920.28	20,888,874.93	20,888,874.93	89,944.96
3140NYUL3	FN BZ4186	4.200	100.2650	08/01/2030	10,601,000.00	10,592,910.47	10,629,094.66	10,592,717.97	36,376.69
3140NY4W8	FN BZ4436	3.922	99.4841	08/01/2030	8,283,000.00	8,283,000.00	8,240,266.26	8,283,000.00	(42,733.74)
3140NYN64	FN BZ4012	4.074	99.6562	07/01/2030	8,345,000.00	8,303,317.25	8,316,311.23	8,301,971.09	14,340.14
3140NY3N9	FN BZ4404	4.069	99.8425	07/01/2030	7,048,000.00	7,040,955.63	7,036,898.20	7,040,841.88	(3,943.68)
3140NYN49	FN BZ4010	4.104	99.6562	07/01/2030	12,805,000.00	12,754,509.39	12,760,978.46	12,754,480.27	6,498.19
3140NYNY3	FN BZ4006	4.104	99.6562	07/01/2030	18,760,000.00	18,686,028.60	18,695,506.12	18,685,985.94	9,520.18
3140NYMU2	FN BZ3970	4.106	99.6393	05/01/2030	18,485,000.00	18,418,864.75	18,417,125.39	18,417,125.39	1,206.79
3140NYKT7	FN BZ3905	4.067	99.8008	05/01/2030	10,000,000.00	9,980,208.03	9,980,080.20	9,979,687.50	392.70
3140NXY72	FN BZ3433	4.213	100.4269	04/01/2030	12,855,000.00	12,855,000.00	12,909,882.49	12,855,000.00	54,882.49
3140NX7M9	FN BZ3599	4.344	100.2174	04/01/2030	35,880,000.00	35,547,208.08	35,958,006.71	35,514,192.21	443,814.50
3140NXWN9	FN BZ3352	4.382	101.3639	03/01/2030	41,362,000.00	41,311,328.51	41,926,129.29	41,305,450.37	620,678.92
3140HXL65	FN BL5748	3.918	94.0414	02/01/2030	12,913,599.54	12,274,979.79	12,272,963.94	12,272,963.94	(128,829.88)
3140NWVP7	FN BZ2421	1.440	101.4253	12/01/2029	31,354,000.00	31,354,000.00	31,800,892.95	31,354,000.00	446,892.95
3140NWVP7	FN BZ2421	4.498	101.4253	12/01/2029	20,000,000.00	19,906,559.56	20,285,062.80	19,889,062.50	396,000.30
3140W2N4	FN BZ2580	4.589	101.4640	12/01/2029	30,144,000.00	29,913,523.30	30,585,322.33	29,870,820.00	714,502.33
3140NWPLY5	FN BZ2238	4.376	101.1482	11/01/2029	9,870,000.00	9,846,823.18	9,983,330.99	9,842,240.63	141,090.36

3140NWHV0	FN BZ2043	4.334	98.9098	11/01/2029	20,000,000.00	19,594,914.29	19,781,955.80	19,566,406.25	215,549.55
3140NWG90	FN BZ2023	4.497	99.7875	10/01/2029	15,000,000.00	14,706,358.90	14,968,128.00	14,640,234.38	327,893.62
3140NWEX9	FN BZ1949	4.468	99.8296	10/01/2029	3,444,000.00	3,390,832.96	3,438,132.87	3,380,097.66	58,035.21
3140NWKRS	FN BZ2103	4.517	100.1979	10/01/2029	15,000,000.00	14,750,717.68	15,029,691.45	14,711,132.81	318,558.64
3140HVBU6	FN BL3660	4.458	95.2532	08/01/2029	24,477,290.00	23,061,714.93	23,315,405.43	22,630,975.66	684,429.76
3140HUNU6	FN BL3102	4.474	95.0823	08/01/2029	21,854,315.50	20,537,162.79	20,779,574.90	20,130,727.10	648,847.80
3140HUNU6	FN BL3102	4.139	95.0823	08/01/2029	4,765,114.96	4,525,795.56	4,530,778.51	4,455,196.34	75,582.17
3140HUNU6	FN BL3102	4.396	95.0823	08/01/2029	24,301,998.84	22,890,558.05	23,106,887.29	22,465,109.47	641,777.82
3138LSYU8	FN AM5222	4.323	100.3815	07/01/2029	28,117,088.60	28,117,088.60	28,224,341.79	28,117,088.60	107,253.19
3140NVFJ1	FN BZ1068	4.555	101.9776	06/01/2029	10,000,000.00	10,000,000.00	10,197,758.00	10,000,000.00	197,758.00
3140NVFJ1	FN BZ1068	4.555	101.9776	06/01/2029	15,000,000.00	15,000,000.00	15,296,637.00	15,000,000.00	296,637.00
3140NVE37	FN BZ1053	4.596	102.0761	06/01/2029	15,770,000.00	15,770,000.00	16,097,394.35	15,770,000.00	327,394.35
3140NU4W6	FN BZ0836	4.606	102.0662	05/01/2029	16,365,000.00	16,365,000.00	16,703,137.72	16,365,000.00	338,137.72
3140NU6F1	FN BZ0869	4.623	102.0456	04/01/2029	32,230,000.00	32,201,348.12	32,889,290.76	32,189,712.50	699,578.26
3140NUP70	FN BZ0433	4.580	100.7464	03/01/2029	25,000,000.00	24,730,432.00	25,186,590.50	24,609,375.00	577,215.50
3140NUP70	FN BZ0433	4.612	100.7464	03/01/2029	25,681,000.00	25,370,715.06	25,872,673.23	25,236,598.32	636,074.91
3140NURK7	FN BZ0489	4.552	101.9002	02/01/2029	25,000,000.00	25,000,000.00	25,475,060.50	25,000,000.00	475,060.50
3140NURK7	FN BZ0489	4.636	101.9002	02/01/2029	16,000,000.00	15,958,525.15	16,304,038.72	15,942,500.00	361,538.72
3140NUNR6	FN BZ0399	4.670	101.9069	02/01/2029	15,000,000.00	14,957,286.91	15,286,041.75	14,936,718.75	349,323.00
3140LLKK6	FN BS9297	5.110	101.2830	10/01/2028	21,050,000.00	20,657,653.01	21,320,080.34	20,402,054.69	918,025.65
3140LLZT1	FN BS9753	5.092	102.9683	10/01/2028	20,000,000.00	19,967,616.80	20,593,650.40	19,946,875.00	646,775.40
3136B3XY1	FNA 2019-M1 A2	4.441	98.9200	09/25/2028	10,636,280.70	10,473,182.85	10,449,314.87	10,211,404.29	742,089.42
3140LLB83	FN BS9062	5.049	101.4004	09/01/2028	20,000,000.00	19,691,757.25	20,280,077.60	19,481,250.00	798,827.60
3140LLMH1	FN BS9359	5.051	102.2588	08/01/2028	15,874,000.00	15,772,112.76	16,232,565.72	15,699,758.05	532,807.67
3136BQDE6	FNA 2023-M6 A2	4.724	100.1300	07/25/2028	23,871,395.00	23,573,766.92	23,378,115.00	23,302,426.14	524,311.14
3140LKKW2	FN BS8408	4.658	101.1409	06/01/2028	12,003,000.00	11,925,224.10	12,139,940.43	11,878,750.20	261,190.23
3140LKYQ0	FN BS8818	4.526	99.7601	06/01/2028	25,000,000.00	24,655,655.71	24,940,036.75	24,363,281.25	576,755.50
3140LKU84	FN BS8706	4.510	100.1945	06/01/2028	25,000,000.00	24,716,559.28	25,048,633.75	24,478,515.63	570,118.12
3140LKP9	FN BS8369	4.649	99.9649	05/01/2028	16,850,000.00	16,736,298.51	16,844,083.12	16,657,804.69	186,278.43
3140LKMJ6	FN BS8367	4.651	100.5743	05/01/2028	14,563,000.00	14,403,820.55	14,646,641.28	14,304,734.30	341,906.98
3140LKC8	FN BS8358	4.074	100.2667	04/01/2028	24,459,000.00	24,459,000.00	24,524,229.46	24,459,000.00	65,229.46
3140LBU27	FN BS1500	4.591	93.2579	03/01/2028	29,612,500.00	27,329,206.35	27,615,996.82	26,109,896.48	1,506,100.34
3140LBU27	FN BS1500	3.741	93.2579	03/01/2028	20,000,000.00	18,807,329.07	18,651,580.80	18,286,718.75	364,862.05
3140LBP64	FN BS1344	4.165	93.2057	03/01/2028	20,000,000.00	18,643,792.43	18,641,131.80	18,017,968.75	623,163.05
3140LHSB7	FN BS6813	4.363	100.7397	02/01/2028	19,478,000.00	19,469,365.68	19,622,087.34	19,459,739.38	162,347.96
3140LJS23	FN BS7736	4.416	100.2887	02/01/2028	20,000,000.00	19,872,571.57	20,057,739.80	19,731,250.00	326,489.80
3140LJS23	FN BS7736	4.071	100.2887	02/01/2028	15,000,000.00	15,000,000.00	15,043,304.85	15,000,000.00	43,304.85
3140LJS23	FN BS7736	4.078	100.2887	02/01/2028	10,000,000.00	10,000,000.00	10,028,869.90	10,000,000.00	28,869.90
3140LHVX5	FN BS6929	4.280	100.3514	11/01/2027	31,100,000.00	31,056,318.97	31,209,297.84	30,996,738.28	212,559.56
3140LH4A5	FN BS7116	4.363	99.7566	11/01/2027	20,210,000.00	20,210,000.00	20,160,806.64	20,210,000.00	(49,193.36)
3136BML55	FNA 2022-M11 A2	4.554	97.9380	10/25/2027	20,762,681.70	20,355,629.27	20,334,559.98	19,781,852.62	552,707.36
3138LKZ34	FN AN7061	6.197	97.4273	10/01/2027	12,800,000.00	12,374,028.72	12,470,688.90	12,028,000.00	442,688.90
3136AY6X6	FNA 2017-M15 A2	4.609	98.4063	09/25/2027	12,908,825.35	12,676,131.16	12,703,095.85	12,386,925.51	316,170.34
3138LHUZ5	FN AN5099	3.076	98.6157	04/01/2027	23,135,474.50	23,128,503.78	22,815,203.42	23,113,784.98	(298,581.56)
3140HV2G8	FN BL4374	4.291	97.8747	10/01/2026	21,300,000.00	20,806,691.08	20,847,312.38	19,947,117.19	900,195.19
3136AS4R4	FNA 2016-M7 A2	4.574	98.8032	09/25/2026	13,783,680.97	13,600,510.32	13,618,712.50	13,486,780.48	131,932.02
3138LEVL2	FN AN2418	5.290	98.2106	09/01/2026	15,000,000.00	14,664,130.73	14,731,591.65	14,354,328.92	377,262.73
3138LETC5	FN AN2346	4.438	98.6055	08/01/2026	8,208,420.50	8,093,444.80	8,093,956.29	8,027,258.13	66,698.16
3138LENE7	FN AN2188	3.543	98.6779	07/01/2026	9,586,229.70	9,552,451.15	9,459,485.36	9,401,994.34	57,491.02
3138LD5W9	FN AN1760	4.176	98.8141	06/01/2026	15,000,000.00	14,930,036.88	14,822,115.15	14,582,812.50	239,302.65
3136AR5S3	FNA 2016-M5 A2	4.816	99.0382	04/25/2026	12,352,966.13	12,237,121.32	12,234,154.69	12,129,551.14	104,603.55
3140HSZG9	FN BL1642	4.103	99.4760	03/01/2026	9,407,400.10	9,371,077.24	9,358,103.63	9,321,043.11	37,060.52
3138LCW35	FN AN0665	5.458	99.4074	02/01/2026	14,355,111.21	14,263,527.36	14,270,044.11	13,857,728.97	412,315.15
3140HSW31	FN BL1565	3.958	99.4987	02/01/2026	9,000,000.00	8,970,397.97	8,954,885.07	8,928,281.25	26,603.82
3138LCHR1	FN AN0254	3.738	99.5291	12/01/2025	7,050,277.42	7,043,808.88	7,017,076.46	6,916,983.11	100,093.35
3138LCHR9	FEDERAL NATIONAL MORTGAGE ASSOCIATION	2.939	99.5291	12/01/2025	13,480,453.50	13,479,854.03	13,416,971.75	13,467,815.57	(50,843.82)
---	---	4.335	99.6437	12/02/2028	1,380,419,954.21	1,362,742,996.25	1,374,960,719.13	1,352,925,034.86	22,035,684.27

CD

Cusip	Description	Yield	Market Price	Final Maturity	Par Value	Book Value	Market Value	Principal	Net Unrealized Gain/Loss
PPGYBN2W3RC	Altura Credit Union	4.020	100.0000	09/04/2026	25,000,000.00	25,000,000.00	25,000,000.00	25,000,000.00	0.00
78015JNU7	Royal Bank of Canada New York Branch	3.920	100.0000	05/19/2026	50,000,000.00	50,000,000.00	50,000,000.00	50,000,000.00	0.00
78015JEG8	Royal Bank of Canada New York Branch	4.310	100.0000	03/19/2026	25,000,000.00	25,000,000.00	25,000,000.00	25,000,000.00	0.00
21684X4Q6	Cooperative Rabobank U.A., New York Branch	4.020	100.0000	02/13/2026	50,000,000.00	50,000,000.00	50,000,000.00	50,000,000.00	0.00
78015JKY2	Royal Bank of Canada New York Branch	4.180	100.0000	02/09/2026	50,000,000.00	50,000,000.00	50,000,000.00	50,000,000.00	0.00
78015JLG0	Royal Bank of Canada New York Branch	4.190	100.0000	01/30/2026	50,000,000.00	50,000,000.00	50,000,000.00	50,000,000.00	0.00
78015JLGO	Royal Bank of Canada New York Branch	4.190	100.0000	01/30/2026	25,000,000.00	25,000,000.00	25,000,000.00	25,000,000.00	0.00
78015JEC6	Royal Bank of Canada New York Branch	4.310	100.0000	01/21/2026	25,000,000.00	25,000,000.00	25,000,000.00	25,000,000.00	0.00
78015JEC7	Royal Bank of Canada New York Branch	4.270	100.0000	01/16/2026	25,000,000.00	25,000,000.00	25,000,000.00	25,000,000.00	0.00

86959TQW9	Svenska Handelsbanken AB (publ)	4.100	100.0000	01/16/2026	100,000,000.00	100,000,000.00	100,000,000.00	100,000,000.00	0.00
78015JKL0	Royal Bank of Canada New York Branch	4.230	100.0000	01/15/2026	50,000,000.00	50,000,000.00	50,000,000.00	50,000,000.00	0.00
78015JNG8	Royal Bank of Canada New York Branch	4.180	100.0000	01/06/2026	50,000,000.00	50,000,000.00	50,000,000.00	50,000,000.00	0.00
78015JNG8	Royal Bank of Canada New York Branch	4.180	100.0000	01/06/2026	50,000,000.00	50,000,000.00	50,000,000.00	50,000,000.00	0.00
78015JNG8	Royal Bank of Canada New York Branch	4.180	100.0000	01/06/2026	50,000,000.00	50,000,000.00	50,000,000.00	50,000,000.00	0.00
86959TRD0	Svenska Handelsbanken AB (publ)	4.010	100.0000	12/30/2025	70,000,000.00	70,000,000.00	70,000,000.00	70,000,000.00	0.00
06051WV50	Bank of America, National Association	4.430	100.0000	12/04/2025	50,000,000.00	50,000,000.00	50,000,000.00	50,000,000.00	0.00
21684X3P9	Coöperatieve Rabobank U.A., New York Branch	4.400	100.0000	12/01/2025	50,000,000.00	50,000,000.00	50,000,000.00	50,000,000.00	0.00
86959TQT6	Svenska Handelsbanken AB (publ)	4.270	100.0000	11/20/2025	50,000,000.00	50,000,000.00	50,000,000.00	50,000,000.00	0.00
21684X2S4	Coöperatieve Rabobank U.A., New York Branch	4.300	100.0000	11/19/2025	25,000,000.00	25,000,000.00	25,000,000.00	25,000,000.00	0.00
86959TLZ7	Svenska Handelsbanken AB (publ)	4.360	100.0000	11/18/2025	50,000,000.00	50,000,000.00	50,000,000.00	50,000,000.00	0.00
06418NFU1	Bank of Nova Scotia, Houston Branch	4.440	100.0000	11/10/2025	50,000,000.00	50,000,000.00	50,000,000.00	50,000,000.00	0.00
06053RCD3	Bank of America, National Association	4.510	100.0000	11/10/2025	50,000,000.00	50,000,000.00	50,000,000.00	50,000,000.00	0.00
06053RCD3	Bank of America, National Association	4.510	100.0000	11/10/2025	50,000,000.00	50,000,000.00	50,000,000.00	50,000,000.00	0.00
86959TLU8	Svenska Handelsbanken AB (publ)	4.280	100.0000	10/31/2025	50,000,000.00	50,000,000.00	50,000,000.00	50,000,000.00	0.00
86959TMC7	Svenska Handelsbanken AB (publ)	4.370	100.0000	10/31/2025	50,000,000.00	50,000,000.00	50,000,000.00	50,000,000.00	0.00
86959TQB5	Svenska Handelsbanken AB (publ)	4.350	100.0000	10/24/2025	50,000,000.00	50,000,000.00	50,000,000.00	50,000,000.00	0.00
06051WUQ5	Bank of America, National Association	4.400	100.0000	10/08/2025	50,000,000.00	50,000,000.00	50,000,000.00	50,000,000.00	0.00
---	---	4.249	100.0000	12/28/2025	1,270,000,000.00	1,270,000,000.00	1,270,000,000.00	1,270,000,000.00	0.00

CP

CP	Cusip	Description	Yield	Market Price	Final Maturity	Par Value	Book Value	Market Value	Principal	Net Unrealized Gain/Loss
7426MBEV7		Private Export Funding Corporation	3.812	97.5267	05/29/2026	25,000,000.00	24,381,666.67	24,381,666.67	24,332,715.28	48,951.39
46651VGV2		J.P. Morgan Securities LLC	4.016	100.0000	05/11/2026	25,000,000.00	25,000,000.00	25,000,000.00	25,000,000.00	0.00
46651VGV2		J.P. Morgan Securities LLC	4.016	100.0000	05/11/2026	50,000,000.00	50,000,000.00	50,000,000.00	50,000,000.00	0.00
46651VGV2		J.P. Morgan Securities LLC	4.016	100.0000	05/11/2026	50,000,000.00	50,000,000.00	50,000,000.00	50,000,000.00	0.00
46651VGV2		J.P. Morgan Securities LLC	4.016	100.0000	05/11/2026	50,000,000.00	50,000,000.00	50,000,000.00	50,000,000.00	0.00
7426M3E88		Private Export Funding Corporation	4.091	97.5849	05/08/2026	50,000,000.00	48,792,458.33	48,792,458.33	48,516,763.89	275,694.44
7426M3DH9		Private Export Funding Corporation	4.218	97.7505	04/17/2026	25,000,000.00	24,437,625.00	24,437,625.00	24,238,805.56	198,819.44
7426M5XC0		Private Export Funding Corporation	4.063	98.0090	03/31/2026	50,000,000.00	49,004,500.00	49,004,500.00	48,735,000.00	269,500.00
7426M3AW9		Private Export Funding Corporation	4.226	98.5816	01/30/2026	25,000,000.00	24,655,486.11	24,645,402.78	24,256,875.00	388,527.78
7426M3AW9		Private Export Funding Corporation	4.339	98.5816	01/30/2026	25,000,000.00	24,645,402.78	24,645,402.78	24,314,250.00	331,152.78
7426M5AV6		Private Export Funding Corporation	4.235	98.6233	01/29/2026	25,000,000.00	24,655,833.33	24,655,833.33	24,377,631.94	278,201.39
63763QAV9		National Securities Clearing Corporation	4.064	98.6667	01/29/2026	35,000,000.00	34,533,333.34	34,533,333.34	34,451,666.67	81,666.67
7426M3AU3		Private Export Funding Corporation	4.305	98.6150	01/28/2026	25,000,000.00	24,653,743.06	24,653,743.06	24,330,763.89	322,979.17
63763QAU1		National Securities Clearing Corporation	4.097	98.6679	01/28/2026	50,000,000.00	49,333,930.55	49,333,930.55	49,182,805.55	151,125.00
63763QAU1		National Securities Clearing Corporation	4.097	98.6679	01/28/2026	25,000,000.00	24,666,965.28	24,666,965.28	24,591,402.78	75,562.50
7426M3AM1		Private Export Funding Corporation	4.190	98.7338	01/21/2026	50,000,000.00	49,366,888.89	49,366,888.89	48,564,194.44	802,694.45
7426M5AL8		Private Export Funding Corporation	4.278	98.7081	01/20/2026	25,000,000.00	24,677,020.83	24,677,020.83	24,487,888.89	189,131.94
7426M3AF6		Private Export Funding Corporation	3.962	98.8487	01/15/2026	50,000,000.00	49,424,361.11	49,424,361.11	49,348,333.33	76,027.78
63763QAE7		National Securities Clearing Corporation	4.091	98.8246	01/14/2026	50,000,000.00	49,412,291.66	49,412,291.66	49,255,569.44	156,722.22
63763QA80		National Securities Clearing Corporation	4.143	98.8780	01/08/2026	50,000,000.00	49,439,000.00	49,439,000.00	49,240,666.67	198,333.33
63763QA72		National Securities Clearing Corporation	4.352	98.8376	01/07/2026	50,000,000.00	49,418,805.56	49,418,805.56	49,057,041.67	361,763.89
7426M2ZW4		Private Export Funding Corporation	4.224	98.9725	12/30/2025	25,000,000.00	24,743,125.00	24,743,125.00	24,326,416.67	416,708.33
78015CZ88		Royal Bank of Canada New York Branch	4.394	99.1878	12/08/2025	50,000,000.00	49,593,888.89	49,593,888.89	48,925,000.00	668,888.89
78015MBY5		Royal Bank of Canada New York Branch	4.450	100.0000	12/08/2025	50,000,000.00	50,000,000.00	50,000,000.00	50,000,000.00	0.00
7426M2YU9		Private Export Funding Corporation	4.230	99.3266	11/28/2025	20,000,000.00	19,865,311.11	19,865,311.11	19,763,133.33	102,177.78
63763PYL7		National Securities Clearing Corporation	4.201	99.4222	11/20/2025	50,000,000.00	49,711,111.11	49,711,111.11	49,514,666.67	196,444.44
63763PYL7		National Securities Clearing Corporation	4.201	99.4222	11/20/2025	10,000,000.00	9,942,222.22	9,942,222.22	9,902,933.33	39,288.89
46640PYH0		J.P. Morgan Securities LLC	4.148	99.4621	11/17/2025	44,500,000.00	44,260,639.44	44,260,639.44	44,199,526.11	61,113.33
63763PYD5		National Securities Clearing Corporation	4.363	99.4852	11/13/2025	25,000,000.00	24,871,298.61	24,871,298.61	24,697,701.39	173,597.22
63763PYA1		National Securities Clearing Corporation	4.251	99.5322	11/10/2025	25,000,000.00	24,883,055.56	24,760,263.89	24,760,263.89	122,791.67
63763PY78		National Securities Clearing Corporation	4.238	99.5683	11/07/2025	15,000,000.00	14,935,250.00	14,935,250.00	14,865,250.00	70,000.00
63763PY37		National Securities Clearing Corporation	4.210	99.6168	11/03/2025	50,000,000.00	49,808,416.67	49,808,416.67	49,645,861.11	162,555.56
7426M2XX4		Private Export Funding Corporation	4.283	99.6525	10/31/2025	25,000,000.00	24,913,125.00	24,913,125.00	24,339,750.00	573,375.00
7426M2XX4		Private Export Funding Corporation	4.282	99.6525	10/31/2025	25,000,000.00	24,913,125.00	24,913,125.00	24,345,541.67	567,583.33
63763PXW4		National Securities Clearing Corporation	4.347	99.6536	10/30/2025	23,300,000.00	23,219,291.39	23,219,291.39	23,049,525.00	169,766.39
03785DXV3		Apple Inc.	4.378	99.6656	10/29/2025	50,000,000.00	49,832,777.78	49,832,777.78	49,163,888.89	668,888.89
77119LXV6		Roche Holdings, Inc.	4.223	99.6741	10/29/2025	30,000,000.00	29,902,233.33	29,902,233.33	29,731,141.67	171,091.66
4523ELXN0		Illinois Tool Works Inc.	4.169	99.7579	10/22/2025	50,000,000.00	49,878,958.33	49,878,958.33	49,769,444.44	109,513.89
46640PXN8		J.P. Morgan Securities LLC	4.166	99.7579	10/22/2025	50,000,000.00	49,878,958.33	49,878,958.33	49,809,791.67	69,166.67
4523ELXL4		Illinois Tool Works Inc.	4.169	99.7810	10/20/2025	19,600,000.00	19,557,070.56	19,557,070.56	19,511,881.67	45,188.89
63763PXE4		National Securities Clearing Corporation	4.331	99.8458	10/14/2025	25,000,000.00	24,961,180.55	24,961,451.39	24,820,833.33	140,618.06
63763PXE4		National Securities Clearing Corporation	4.331	99.8458	10/14/2025	50,000,000.00	49,922,361.11	49,922,902.78	49,641,666.67	281,236.11
63763PXE4		National Securities Clearing Corporation	4.297	99.8458	10/14/2025	25,000,000.00	24,961,451.39	24,961,451.39	24,842,840.28	118,611.11
64105GXE9		Nestle Capital Corporation	4.136	99.8512	10/14/2025	25,000,000.00	24,962,805.55	24,962,805.55	24,905,583.33	57,222.22
64105GXE9		Nestle Capital Corporation	4.136	99.8512	10/14/2025	50,000,000.00	49,925,611.11	49,925,611.11	49,811,166.67	114,444.44
64105GXE9		Nestle Capital Corporation	4.136	99.8512	10/14/2025	25,000,000.00	24,962,805.55	24,962,805.55	24,905,583.33	57,222.22

64105GXE9	Nestle Capital Corporation	4.136	99.8512	10/14/2025	50,000,000.00	49,925,611.11	49,925,611.11	49,811,166.67	114,444.44
24422LXA6	John Deere Capital Corporation	4.286	99.8935	10/10/2025	25,000,000.00	24,973,375.00	24,973,375.00	24,849,125.00	124,250.00
6698M4X72	Novartis Finance Corporation	4.084	99.9320	10/07/2025	20,000,000.00	19,986,400.00	19,986,400.00	19,981,866.67	4,533.33
14912DX38	Caterpillar Financial Services Corporation	4.073	99.9774	10/03/2025	50,000,000.00	49,988,694.45	49,988,694.45	49,960,430.56	28,263.89
14912DX38	Caterpillar Financial Services Corporation	4.073	99.9774	10/03/2025	50,000,000.00	49,988,694.45	49,988,694.45	49,960,430.56	28,263.89
14912DX38	Caterpillar Financial Services Corporation	4.073	99.9774	10/03/2025	45,092,000.00	45,081,804.20	45,081,804.20	45,056,314.69	25,489.51
22533TX19	Credit Agricole Corporate And Investment Bank, New	4.073	100.0000	10/01/2025	50,000,000.00	50,000,000.00	50,000,000.00	49,960,430.56	39,569.44
22533TX19	Credit Agricole Corporate And Investment Bank, New	4.073	100.0000	10/01/2025	50,000,000.00	50,000,000.00	50,000,000.00	49,960,430.55	39,569.45

---	---	4.167	99.3836	12/21/2025	2,037,492,000.00	2,024,849,965.32	2,024,840,694.48	2,015,071,961.38	9,768,733.10
-----	-----	-------	---------	------------	------------------	------------------	------------------	------------------	--------------

Corporate CORP

Cusip	Description	Yield	Market Price	Final Maturity	Par Value	Book Value	Market Value	Principal	Net Unrealized Gain/Loss
037833EC0	APPLE INC	3.934	94.2097	02/08/2028	10,000,000.00	9,404,045.81	9,420,970.00	9,122,700.00	298,270.00
037833EC0	APPLE INC	3.693	94.2097	02/08/2028	5,000,000.00	4,726,357.26	4,710,485.00	4,609,900.00	100,585.00
037833EC0	APPLE INC	4.235	94.2097	02/08/2028	50,000,000.00	46,675,236.74	47,104,850.00	45,917,500.00	1,187,350.00
037833DK3	APPLE INC	4.252	98.5615	11/13/2027	11,148,000.00	10,873,242.19	10,987,636.02	10,755,590.40	232,045.62
037833DK3	APPLE INC	4.070	98.5615	11/13/2027	8,275,000.00	8,098,859.51	8,155,964.13	8,057,615.75	98,348.38
037833DB3	APPLE INC	4.444	98.4858	09/12/2027	4,296,000.00	4,176,661.87	4,230,949.97	4,104,656.16	126,293.81
037833DB3	APPLE INC	3.620	98.4858	09/12/2027	25,000,000.00	24,670,408.21	24,621,450.00	24,497,500.00	123,950.00
037833DB3	APPLE INC	3.618	98.4858	09/12/2027	10,000,000.00	9,868,438.57	9,848,580.00	9,800,900.00	47,680.00
037833DB3	APPLE INC	4.322	98.4858	09/12/2027	8,635,000.00	8,411,971.40	8,504,248.83	8,308,769.70	195,479.13
931142EX7	WALMART INC	4.404	100.4945	09/09/2027	20,000,000.00	19,836,711.27	20,098,900.00	19,738,000.00	360,900.00
931142EX7	WALMART INC	4.326	100.4945	09/09/2027	3,770,000.00	3,744,461.74	3,788,642.65	3,729,095.50	59,547.15
594918CQ5	MICROSOFT CORP	3.994	99.5561	06/15/2027	6,441,000.00	6,379,763.58	6,412,408.40	6,339,103.38	73,305.02
594918CQ5	MICROSOFT CORP	3.718	99.5561	06/15/2027	5,000,000.00	4,974,324.78	4,977,805.00	4,958,350.00	19,455.00
037833CR9	APPLE INC	3.677	99.1358	05/11/2027	20,000,000.00	19,854,438.63	19,827,160.00	19,761,200.00	65,960.00
037833CR9	APPLE INC	3.647	99.1358	05/11/2027	10,411,000.00	10,339,991.18	10,321,028.14	10,295,958.45	25,069.69
931142CH4	WALMART INC	3.581	103.2909	04/05/2027	3,351,000.00	3,461,029.62	3,461,278.06	3,536,712.42	(75,434.36)
771196BV3	ROCHE HOLDINGS INC	4.559	97.8279	03/10/2027	5,000,000.00	4,849,179.81	4,891,395.00	4,726,800.00	164,595.00
771196BV3	ROCHE HOLDINGS INC	4.326	97.8279	03/10/2027	25,000,000.00	24,321,644.74	24,456,975.00	23,772,500.00	684,475.00
771196BV3	ROCHE HOLDINGS INC	4.213	97.8279	03/10/2027	20,000,000.00	19,486,666.67	19,565,580.00	19,084,800.00	480,780.00
771196BV3	ROCHE HOLDINGS INC	4.128	97.8279	03/10/2027	5,710,000.00	5,569,825.34	5,585,973.09	5,461,957.60	124,015.49
771196BV3	ROCHE HOLDINGS INC	3.870	97.8279	03/10/2027	6,000,000.00	5,872,751.42	5,869,674.00	5,785,980.00	83,694.00
037833CJ7	APPLE INC	4.528	99.3687	02/09/2027	4,700,000.00	4,630,686.99	4,670,328.90	4,537,897.00	132,431.90
037833CJ7	APPLE INC	4.797	99.3687	02/09/2027	5,000,000.00	4,908,701.58	4,968,435.00	4,824,950.00	143,485.00
037833CJ7	APPLE INC	3.970	99.3687	02/09/2027	5,000,000.00	4,960,281.47	4,968,435.00	4,927,850.00	40,585.00
037833CJ7	APPLE INC	4.004	99.3687	02/09/2027	10,000,000.00	9,916,263.53	9,936,870.00	9,847,890.00	88,980.00
037833CJ7	APPLE INC	3.748	99.3687	02/09/2027	10,000,000.00	9,948,658.66	9,936,870.00	9,908,600.00	28,270.00
771196BL5	ROCHE HOLDINGS INC	4.335	98.0339	01/28/2027	3,000,000.00	2,927,573.49	2,941,017.00	2,837,190.00	103,827.00
771196BL5	ROCHE HOLDINGS INC	4.325	98.0339	01/28/2027	3,000,000.00	2,927,947.17	2,941,017.00	2,838,030.00	102,987.00
771196BL5	ROCHE HOLDINGS INC	4.903	98.0339	01/28/2027	5,000,000.00	4,844,490.70	4,901,695.00	4,696,050.00	205,645.00
771196BL5	ROCHE HOLDINGS INC	3.876	98.0339	01/28/2027	24,000,000.00	23,547,460.00	23,528,136.00	23,192,160.00	335,976.00
771196BL5	ROCHE HOLDINGS INC	3.865	98.0339	01/28/2027	10,000,000.00	9,812,800.93	9,803,390.00	9,666,600.00	136,790.00
594918CG7	MICROSOFT CORP	4.560	99.6156	09/15/2026	14,108,000.00	13,962,476.47	14,053,768.85	13,685,606.48	368,162.37
037833DN7	APPLE INC	4.211	98.3470	09/11/2026	15,000,000.00	14,706,845.30	14,752,050.00	14,538,600.00	213,450.00
037833DN7	APPLE INC	5.003	98.3470	09/11/2026	10,557,000.00	10,282,182.10	10,382,492.79	9,891,064.44	491,428.35
594918BR4	MICROSOFT CORP	4.070	98.8094	08/08/2026	20,000,000.00	19,729,176.21	19,761,880.00	19,370,400.00	391,480.00
594918BR4	MICROSOFT CORP	4.510	98.8094	08/08/2026	11,846,000.00	11,644,867.73	11,704,961.52	11,367,421.60	337,539.92
037833BZ2	APPLE INC	4.875	98.8657	08/04/2026	34,000,000.00	33,348,987.92	33,614,338.00	32,335,360.00	1,278,978.00
037833BZ2	APPLE INC	5.028	98.8657	08/04/2026	16,000,000.00	15,674,955.92	15,818,512.00	15,169,920.00	648,592.00
037833BY5	APPLE INC	4.398	99.6783	02/23/2026	5,000,000.00	4,978,021.05	4,983,915.00	4,928,000.00	55,915.00
037833BY5	APPLE INC	4.412	99.6783	02/23/2026	10,000,000.00	9,956,481.58	9,967,830.00	9,763,800.00	204,030.00
037833BY5	APPLE INC	4.381	99.6783	02/23/2026	15,000,000.00	14,935,067.85	14,951,745.00	14,785,500.00	166,245.00
037833BY5	APPLE INC	4.411	99.6783	02/23/2026	436,000.00	434,103.40	434,597.39	425,706.04	8,891.35
037833BY5	APPLE INC	4.276	99.6783	02/23/2026	7,691,000.00	7,660,588.25	7,666,258.05	7,611,090.51	55,167.54
771196BJ0	ROCHE HOLDINGS INC	4.882	99.7888	11/10/2025	3,300,000.00	3,293,547.86	3,293,030.40	3,200,637.00	92,393.40

---	---	4.225	98.2811	03/06/2027	505,675,000.00	494,628,176.47	496,823,526.18	486,715,912.43	10,107,613.75
-----	-----	-------	---------	------------	----------------	----------------	----------------	----------------	---------------

MM Fund MMFUND

Cusip	Description	Yield	Market Price	Final Maturity	Par Value	Book Value	Market Value	Principal	Net Unrealized Gain/Loss
949921126	ALLSPRING:GOVT MM SEL	4.090	1.0000	09/30/2025	1,000,000.00	1,000,000.00	1,000,000.00	1,000,000.00	0.00
949921126	ALLSPRING:GOVT MM SEL	4.090	1.0000	09/30/2025	95,000,000.00	95,000,000.00	95,000,000.00	95,000,000.00	0.00
69347S	PNC BANK DEPOSIT	4.000	1.0000	09/30/2025	100,000,000.00	100,000,000.00	100,000,000.00	100,000,000.00	0.00
4812CA538	JPMORGAN:US GVT MM EMPWR	4.040	1.0000	09/30/2025	1,000,000.00	1,000,000.00	1,000,000.00	1,000,000.00	0.00

---	---	4.044	1.0000	09/30/2025	197,000,000.00	197,000,000.00	197,000,000.00	197,000,000.00	0.00
-----	-----	-------	--------	------------	----------------	----------------	----------------	----------------	------

Muni										
MUNI										
Cusip	Description	Yield	Market Price	Final Maturity	Par Value	Book Value	Market Value	Principal	Net Unrealized Gain/Loss	
60412AR54	MINNESOTA ST	4.051	100.6650	08/01/2028	1,250,000.00	1,250,000.00	1,258,312.20	1,250,000.00	8,312.20	
419792M29	HAWAII ST	4.513	102.8497	10/01/2027	5,000,000.00	5,044,449.71	5,142,482.57	5,084,150.00	58,332.57	
13063D3N6	CALIFORNIA ST	4.847	101.7171	03/01/2027	9,300,000.00	9,300,000.00	9,459,689.84	9,300,000.00	159,689.84	
13063DRD2	CALIFORNIA ST	4.259	98.7131	10/01/2026	5,500,000.00	5,400,658.76	5,429,222.07	5,336,155.00	93,067.07	
13063EBN5	CALIFORNIA ST	5.096	101.5728	09/01/2026	30,000,000.00	30,104,097.58	30,471,836.57	30,269,100.00	202,736.57	
93974EYC4	WASHINGTON STATE	3.370	99.7497	08/01/2026	20,825,000.00	20,825,000.00	20,772,869.58	20,825,000.00	(52,130.42)	
13063DMA3	CALIFORNIA ST	4.011	99.3125	04/01/2026	13,500,000.00	13,410,887.91	13,407,192.55	13,335,975.00	71,217.55	
419792A89	HAWAII ST	1.033	99.9959	10/01/2025	12,775,000.00	12,775,000.00	12,774,475.87	13,625,815.00	(851,339.13)	
419792D45	HAWAII ST	1.033	99.9907	10/01/2025	3,660,000.00	3,660,000.00	3,659,659.75	3,660,000.00	(340.25)	
---	---	3.835	100.5606	07/29/2026	101,810,000.00	101,770,093.96	102,375,740.99	102,686,195.00	(310,454.01)	

Mutual Fund										
Open-End Fund										
Cusip	Description	Yield	Market Price	Final Maturity	Par Value	Book Value	Market Value	Principal	Net Unrealized Gain/Loss	
900999101	CalTRUST Liquidity Fund	---	1.0000	---	93,865,661.30	93,865,661.30	93,865,661.30	93,865,661.30	0.00	
900999101	CalTRUST Liquidity Fund	---	1.0000	---	40,000,000.00	40,000,000.00	40,000,000.00	40,000,000.00	0.00	
900999101	CalTRUST Liquidity Fund	---	1.0000	---	133,865,661.30	133,865,661.30	133,865,661.30	133,865,661.30	0.00	

Non-US Gov										
SUPRANATIONAL										
Cusip	Description	Yield	Market Price	Final Maturity	Par Value	Book Value	Market Value	Principal	Net Unrealized Gain/Loss	
459058KD4	INTERNATIONAL BANK FOR RECONSTRUCTION AND DEVELOPM	4.630	99.9721	11/22/2028	10,000,000.00	10,000,000.00	9,997,210.00	10,000,000.00	(2,790.00)	
459058LG6	INTERNATIONAL BANK FOR RECONSTRUCTION AND DEVELOPM	5.590	100.0475	05/15/2028	10,000,000.00	10,011,875.18	10,004,750.00	10,017,000.00	(12,250.00)	
459058LG6	INTERNATIONAL BANK FOR RECONSTRUCTION AND DEVELOPM	5.584	100.0475	05/15/2028	10,000,000.00	10,011,332.89	10,004,750.00	10,016,200.00	(11,450.00)	
459058LG6	INTERNATIONAL BANK FOR RECONSTRUCTION AND DEVELOPM	5.601	100.0475	05/15/2028	10,000,000.00	10,009,951.11	10,004,750.00	10,014,100.00	(9,350.00)	
459058LG6	INTERNATIONAL BANK FOR RECONSTRUCTION AND DEVELOPM	5.096	100.0475	05/15/2028	5,000,000.00	5,004,323.80	5,002,375.00	5,006,000.00	(3,625.00)	
459058LG6	INTERNATIONAL BANK FOR RECONSTRUCTION AND DEVELOPM	4.919	100.0475	05/15/2028	10,000,000.00	10,005,052.96	10,004,750.00	10,006,600.00	(1,850.00)	
45950VTK2	INTERNATIONAL FINANCE CORP	4.841	101.4524	03/23/2027	15,000,000.00	15,000,000.00	15,217,860.00	15,000,000.00	217,860.00	
45950VSW7	INTERNATIONAL FINANCE CORP	4.430	100.7908	02/22/2027	50,000,000.00	50,000,000.00	50,395,400.00	50,000,000.00	395,400.00	
45950VRX6	INTERNATIONAL FINANCE CORP	4.077	100.2040	02/01/2027	25,000,000.00	24,976,561.16	25,051,000.00	24,930,500.00	120,500.00	
45950VSY3	INTERNATIONAL FINANCE CORPORATION	4.644	100.1263	02/26/2026	25,000,000.00	25,000,000.00	25,031,581.75	25,000,000.00	31,581.75	
---	---	4.711	100.4202	06/05/2027	170,000,000.00	170,019,097.10	170,714,426.75	169,990,400.00	724,026.75	

Repo										
REPO										
Cusip	Description	Yield	Market Price	Final Maturity	Par Value	Book Value	Market Value	Principal	Net Unrealized Gain/Loss	
RP10012025421	Reference Number: L25093000011A0	4.210	100.0000	10/01/2025	750,000,000.00	750,000,000.00	750,000,000.00	750,000,000.00	0.00	
RP10012025421	Reference Number: L25093000011A0	4.210	100.0000	10/01/2025	750,000,000.00	750,000,000.00	750,000,000.00	750,000,000.00	0.00	

US Gov										
T-BILL										
Cusip	Description	Yield	Market Price	Final Maturity	Par Value	Book Value	Market Value	Principal	Net Unrealized Gain/Loss	
912797QN0	UNITED STATES TREASURY	4.094	97.7313	05/14/2026	50,000,000.00	48,770,156.29	48,865,625.00	48,338,344.50	527,280.50	
912797PV3	UNITED STATES TREASURY	4.135	98.2466	03/19/2026	10,000,000.00	9,814,287.78	9,824,662.50	9,600,004.45	224,658.05	
912797PM3	UNITED STATES TREASURY	3.899	98.5332	02/19/2026	25,000,000.00	24,632,812.50	24,633,302.00	24,177,083.33	456,218.67	
912797PM3	UNITED STATES TREASURY	3.988	98.5332	02/19/2026	35,000,000.00	34,474,511.60	34,486,622.80	33,826,036.56	660,586.24	
912797PM3	UNITED STATES TREASURY	4.048	98.5332	02/19/2026	50,000,000.00	49,238,012.50	49,266,604.00	48,319,304.17	947,299.83	
912797PM3	UNITED STATES TREASURY	4.018	98.5332	02/19/2026	15,000,000.00	14,773,048.75	14,779,981.20	14,502,638.75	277,342.45	
912797PD3	UNITED STATES TREASURY	4.008	98.8072	01/22/2026	15,000,000.00	14,818,215.96	14,821,083.30	14,546,344.25	274,739.05	
912797RH2	UNITED STATES TREASURY	4.298	98.9564	01/08/2026	50,000,000.00	49,429,374.88	49,478,187.50	48,950,972.00	527,215.50	
912797RA7	UNITED STATES TREASURY	4.240	99.0041	01/02/2026	50,000,000.00	49,471,062.50	49,502,062.50	48,959,187.50	542,875.00	
912797RA7	UNITED STATES TREASURY	4.287	99.0041	01/02/2026	25,000,000.00	24,732,625.00	24,751,031.25	24,473,875.00	277,156.25	
912797NU7	UNITED STATES TREASURY	4.257	99.0791	12/26/2025	50,000,000.00	49,508,963.84	49,539,541.50	48,949,411.00	590,130.50	
---	UNITED STATES TREASURY	4.141	98.6550	02/07/2026	375,000,000.00	369,663,071.60	369,948,703.55	364,643,201.51	5,305,502.04	

US Gov
US GOV

Cusip	Description	Yield	Market Price	Final Maturity	Par Value	Book Value	Market Value	Principal	Net Unrealized Gain/Loss
91282CKX8	UNITED STATES TREASURY	4.045	101.9922	06/30/2029	25,000,000.00	25,175,116.14	25,498,046.75	25,189,453.13	308,593.62
91282CKT7	UNITED STATES TREASURY	3.980	102.8047	05/31/2029	20,000,000.00	20,348,914.16	20,560,937.40	20,381,250.00	179,687.40
91282CJF9	UNITED STATES TREASURY	4.010	103.5625	10/31/2028	10,000,000.00	10,245,904.92	10,356,250.00	10,282,812.50	73,437.50
91282CCY5	UNITED STATES TREASURY	3.548	93.2734	09/30/2028	7,000,000.00	6,554,055.44	6,529,140.59	6,405,000.00	124,140.59
912810FB9	UNITED STATES TREASURY	4.003	104.8164	11/15/2027	15,000,000.00	15,606,799.45	15,722,460.90	16,425,000.00	(702,539.10)
91282CFH9	UNITED STATES TREASURY	3.269	99.0703	08/31/2027	5,000,000.00	4,987,364.48	4,953,515.60	4,966,992.19	(13,476.59)
912810FA1	UNITED STATES TREASURY	3.247	104.7070	08/15/2027	15,000,000.00	15,804,366.08	15,706,054.65	17,133,984.38	(1,427,929.73)
912810FA1	UNITED STATES TREASURY	3.483	104.7070	08/15/2027	15,000,000.00	15,739,298.86	15,706,054.65	16,957,031.25	(1,250,976.60)
91282CEW7	UNITED STATES TREASURY	3.109	99.3477	06/30/2027	15,000,000.00	15,033,892.83	14,902,148.40	15,094,335.94	(192,187.54)
91282CEW7	UNITED STATES TREASURY	3.213	99.3477	06/30/2027	15,000,000.00	15,008,856.60	14,902,148.40	15,024,609.38	(122,460.98)
91282ZS2	UNITED STATES TREASURY	2.845	94.9531	05/31/2027	20,000,000.00	19,278,283.73	18,990,625.00	17,828,906.25	1,161,718.75
91282CEF4	UNITED STATES TREASURY	2.502	98.3125	03/31/2027	25,000,000.00	24,999,415.99	24,578,125.00	24,998,046.88	(419,921.88)
91282CEF4	UNITED STATES TREASURY	2.503	98.3125	03/31/2027	25,000,000.00	24,998,831.98	24,578,125.00	24,996,093.75	(417,968.75)
912810EZ7	UNITED STATES TREASURY	3.048	103.9492	02/15/2027	15,000,000.00	15,683,360.61	15,592,382.85	17,248,828.13	(1,656,445.28)
912810EY0	UNITED STATES TREASURY	4.205	103.0586	11/15/2026	25,000,000.00	25,585,598.05	25,764,648.50	27,136,718.75	(1,372,070.25)
91282CDG3	UNITED STATES TREASURY	2.884	97.2656	10/31/2026	10,000,000.00	9,822,954.83	9,726,562.50	9,258,203.13	468,359.37
91282CCZ2	UNITED STATES TREASURY	2.540	97.2344	09/30/2026	15,000,000.00	14,766,233.38	14,585,156.25	13,943,554.69	641,601.56
91282CCZ2	UNITED STATES TREASURY	0.982	97.2344	09/30/2026	20,000,000.00	19,979,235.18	19,446,875.00	19,895,833.60	(448,958.60)
91282CLP4	UNITED STATES TREASURY	3.708	99.7930	09/30/2026	25,000,000.00	24,949,352.74	24,948,242.25	24,947,265.63	976.62
91282CLP4	UNITED STATES TREASURY	3.700	99.7930	09/30/2026	50,000,000.00	49,902,457.12	49,896,484.50	49,898,437.50	(1,953.00)
91282CCW9	UNITED STATES TREASURY	0.902	97.3203	08/31/2026	25,000,000.00	24,966,151.97	24,330,078.00	24,817,382.81	(487,304.81)
91282CCW9	UNITED STATES TREASURY	0.832	97.3203	08/31/2026	25,000,000.00	24,981,784.79	24,330,078.00	24,900,416.25	(570,338.25)
91282CLH2	UNITED STATES TREASURY	3.947	99.9961	08/31/2026	50,000,000.00	49,911,891.23	49,998,047.00	49,898,437.50	99,609.50
91282Y95	UNITED STATES TREASURY	3.911	98.4648	07/31/2026	50,000,000.00	49,177,873.10	49,232,422.00	49,044,921.88	187,500.12
91282CCJ8	UNITED STATES TREASURY	0.882	97.8633	06/30/2026	20,000,000.00	19,998,981.57	19,572,656.20	19,993,166.80	(420,510.60)
91282CCJ8	UNITED STATES TREASURY	0.906	97.8633	06/30/2026	35,000,000.00	34,992,053.08	34,252,148.35	34,946,679.69	(694,531.34)
91282CKY6	UNITED STATES TREASURY	4.101	100.5938	06/30/2026	50,000,000.00	50,189,312.85	50,296,875.00	50,251,953.13	44,921.87
91282CCF6	UNITED STATES TREASURY	3.802	97.9883	05/31/2026	50,000,000.00	49,009,928.39	48,994,140.50	48,919,921.88	74,218.62
91282CHB0	UNITED STATES TREASURY	4.172	99.8633	05/15/2026	50,000,000.00	49,834,635.42	49,931,640.50	49,751,953.13	179,687.37
91282CBT7	UNITED STATES TREASURY	0.715	98.4766	03/31/2026	25,000,000.00	25,004,266.94	24,619,140.50	25,039,062.50	(419,922.00)
91282CKH3	UNITED STATES TREASURY	4.125	100.3047	03/31/2026	10,000,000.00	10,017,962.42	10,030,468.70	10,036,718.75	(6,250.05)
91282CKH3	UNITED STATES TREASURY	4.107	100.3047	03/31/2026	10,000,000.00	10,018,816.16	10,030,468.70	10,038,671.88	(8,203.18)
91282CBQ3	UNITED STATES TREASURY	0.591	98.6094	02/28/2026	20,000,000.00	19,992,640.22	19,721,875.00	19,910,508.60	(188,633.60)
91282CKB6	UNITED STATES TREASURY	4.212	100.2773	02/28/2026	50,000,000.00	50,082,222.84	50,138,672.00	50,201,171.87	(62,499.87)
91282CKB6	UNITED STATES TREASURY	4.212	100.2773	02/28/2026	5,000,000.00	5,008,222.28	5,013,867.20	5,020,117.19	(6,249.99)
912828P46	UNITED STATES TREASURY	0.799	99.1445	02/15/2026	10,000,000.00	10,030,328.54	9,914,453.10	10,401,560.00	(487,106.90)
912828P46	UNITED STATES TREASURY	0.670	99.1445	02/15/2026	10,000,000.00	10,035,196.66	9,914,453.10	10,466,015.63	(551,562.53)
912828P46	UNITED STATES TREASURY	4.307	99.1445	02/15/2026	50,000,000.00	49,512,281.42	49,572,265.50	48,714,843.75	857,421.75
91282CGL9	UNITED STATES TREASURY	4.282	100.0195	02/15/2026	50,000,000.00	49,948,653.92	50,009,765.50	49,861,328.10	148,437.40
91282CGL9	UNITED STATES TREASURY	4.062	100.0195	02/15/2026	15,000,000.00	14,996,303.20	15,002,929.65	14,991,796.88	11,132.77
91282CGL9	UNITED STATES TREASURY	3.943	100.0195	02/15/2026	50,000,000.00	50,008,467.67	50,009,765.50	50,009,765.63	(0.13)
91282CBH3	UNITED STATES TREASURY	0.593	98.8125	01/31/2026	10,000,000.00	9,992,832.75	9,881,250.00	9,894,140.63	(12,890.63)
91282CBH3	UNITED STATES TREASURY	2.447	98.8125	01/31/2026	15,000,000.00	14,901,544.22	14,821,875.00	13,862,109.38	959,765.62
91282CBH3	UNITED STATES TREASURY	0.586	98.8125	01/31/2026	10,000,000.00	9,993,063.56	9,881,250.00	9,897,265.63	(16,015.63)
91282CJV4	UNITED STATES TREASURY	4.277	100.0625	01/31/2026	50,000,000.00	49,995,165.31	50,031,250.00	49,986,328.13	44,921.87
91282CJV4	UNITED STATES TREASURY	4.277	100.0625	01/31/2026	20,000,000.00	19,998,066.12	20,012,500.00	19,994,531.25	17,968.75
91282CGE5	UNITED STATES TREASURY	4.028	99.9648	01/15/2026	15,000,000.00	14,993,267.87	14,994,726.60	14,981,835.94	12,890.66
91282CBC4	UNITED STATES TREASURY	0.700	99.0977	12/31/2025	25,000,000.00	24,980,090.17	24,774,414.00	24,652,343.75	122,070.25
91282CBC4	UNITED STATES TREASURY	4.127	99.0977	12/31/2025	50,000,000.00	49,545,386.90	49,548,828.00	48,531,250.00	1,017,578.00
91282CBC4	UNITED STATES TREASURY	4.127	99.0977	12/31/2025	50,000,000.00	49,545,386.90	49,548,828.00	48,531,250.00	1,017,578.00
91282CBC4	UNITED STATES TREASURY	4.298	99.0977	12/31/2025	25,000,000.00	24,762,149.59	24,774,414.00	24,555,664.06	218,749.94
91282CJL6	UNITED STATES TREASURY	4.409	100.1094	11/30/2025	25,000,000.00	25,018,486.80	25,027,343.75	25,115,234.38	(87,890.63)
91282CFW6	UNITED STATES TREASURY	4.339	100.0352	11/15/2025	10,000,000.00	10,001,915.87	10,003,515.60	10,015,625.00	(12,109.40)
91282CFW6	UNITED STATES TREASURY	4.353	100.0352	11/15/2025	15,000,000.00	15,002,615.51	15,005,273.40	15,021,679.69	(16,406.29)

---	UNITED STATES TREASURY	3.339	99.5902	08/03/2026	1,352,000,000.00	1,350,918,238.79	1,346,165,662.54	1,350,268,008.77	(4,102,346.23)
-----	------------------------	-------	---------	------------	------------------	------------------	------------------	------------------	----------------

Summary									
Cusip	Description	Yield	Market Price	Final Maturity	Par Value	Book Value	Market Value	Principal	Net Unrealized Gain/Loss
---	---	3.939	97.2634	03/12/2027	14,655,895,746.84	14,578,419,569.54	14,582,395,666.24	14,520,715,412.33	61,680,253.91