

COUNTY OF RIVERSIDE

TREASURER-TAX COLLECTOR'S

MANAGED BY

Matt Jennings
Treasurer-Tax Collector

Giovane Pizano
Assistant Treasurer


John Byerly
Chief Investment Officer

Steve Faeth
Senior Investment Officer

Isela Licea
Investment Officer

COUNTY ADMINISTRATIVE CENTER
4080 LEMON STREET,
4TH FLOOR,
RIVERSIDE, CA 92502-2205

WWW.COUNTYTREASURER.ORG



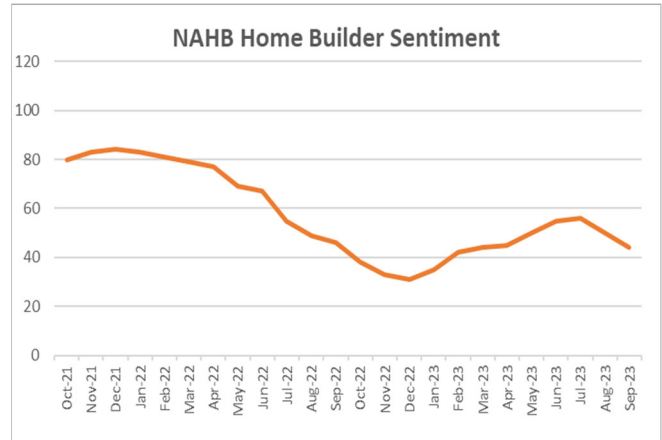
**TREASURER-TAX COLLECTOR'S
POOLED INVESTMENT FUND**

October 2023 REPORT

Economic Stability Threatened by War in Israel

While the Federal Reserve waits for its rate hike activity to work on the economy and stifle inflation, October began with strong U.S. economic releases. Nonfarm payrolls exceeded expectations, rising 336,000 along with a net 119,000 upward revision to the past two months of data. Payroll gains were broad based across industries. In addition to the payroll numbers, job openings also saw an unexpected increase.

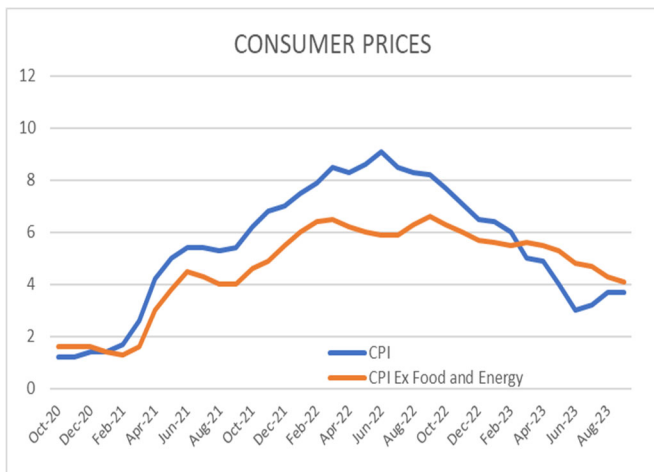
On the inflation front, the Consumer Price Index (CPI) rose sharply at 0.4% month over month, following August's 0.6% increase. CPI rose 3.7% on a year over year basis, well above the Fed's target of 2.0%. Interest rates remained elevated buoyed by inflation's persistence, sending mortgage rates above 8.0%. In response, home sales activity is slowing, although home prices, known to be sticky as the economy begins to turn, are remaining stable. The NAHB Housing Market Index gauging builder sentiment fell to a nine-month low in October.



Sadly, the world was hit with news that Hamas, the Palestinian terrorist group that governs the Gaza Strip, had attacked Israel, killing over 1,000 civilians. Financial markets are now faced with the uncertainty of war in the Middle East and whether surrounding countries will become involved. Market participants consider the impact on oil prices and try to gauge the likelihood of war spreading to major population centers.

Geopolitical instability produces a “flight to quality” which pushes US Treasury interest rates lower. This force will work against the Federal Reserve as it tries to keep interest rates higher, until either inflation is tamed, or peace agreements calm the violence.

In Treasury market trading, the 2-year note began the month at a yield of 5.11% and ended the month at 5.08%. 5-year notes began the month yielding 4.71% and ended the month at 4.85%. Stocks fell slightly during October, with the Dow Jones Industrial Average starting the month at 33,400 and ending at 33,100.



Matt Jennings

Treasurer-Tax Collector

Treasurer Tax-Collector Statement



PORTFOLIO SUMMARY

Month End Values \$
are Expressed in

000,000	Oct-23	Apr-23	Oct-22
Principal Value	13,310.26	15,023.34	11,223.66
Market Value*	13,049.91	14,849.44	10,880.32
Book Value*	13,354.19	15,080.01	11,239.22
Unrealized Gain/Loss*	-304.28	-230.57	-358.90
Paper Gain or Loss %	-2.279%	-1.529%	-3.193%
Yield	4.07	3.66	2.08
WAM (Yrs)	1.44	1.15	1.35

* Market values do not include accrued interest.

* Book Value is amount paid changed by amortization. Accretion, adjustments, write downs

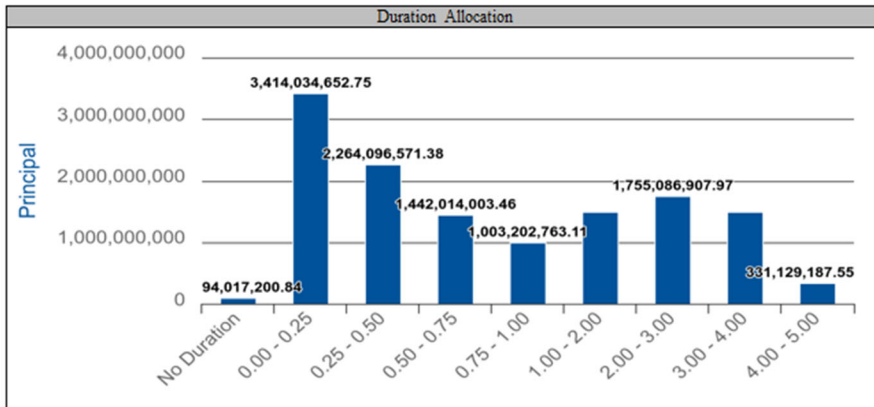
* Unrealized Gain/Loss is Market Value - Book Value

The Treasurer's Pooled Investment Fund is comprised of contributions from the county, schools, special districts, and other discretionary depositors throughout the County of Riverside. The primary objective of the Treasurer shall be to **safeguard the principal** of the funds under the Treasurer's control, meet the **liquidity needs** of the depositor, and to maximize a **return on the funds** within the given parameters.

The Treasurer-Tax Collector and the Capital Markets team are committed to maintaining the highest credit ratings. The Treasurer's Pooled Investment Fund is currently rated **Aaa-bf** by **Moody's Investor Service** and **AAAf/S1** by **Fitch Ratings**, two of the nation's most trusted bond credit rating services.

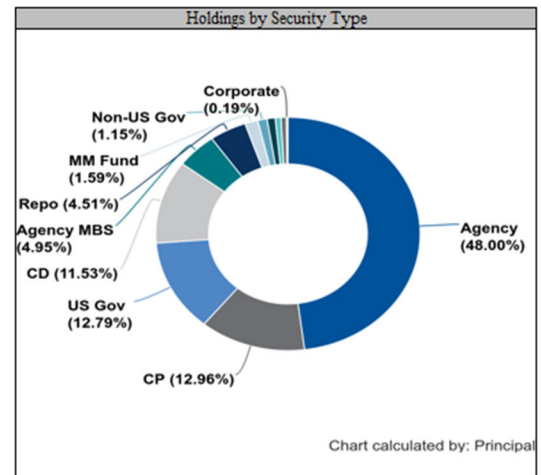
Since its inception, the Treasurer's Pooled Investment Fund has been in **full compliance** with the Treasurer's Statement of Investment Policy, which is more restrictive than California Government Code 53646.

TPIF STATS



Rating	Moody's Rating	Market Value	S&P Rating
AAA	Aaa	755,422,557.31	AAA
AA+	Aaa	6,877,483,766.19	AA+
AA	Aa2	43,970,246.85	AA+
AA-	Aa2	9,239,643.00	AA-
NA	NA	766,015,625.84	NA
A-1+	P-1	3,433,846,536.07	AAA
A-1	P-1	1,188,935,795.23	A-1

Security Type Category	Days to Final Maturity	Par Value	Market Price	Yield	Principal
Corporate	76	25,000,000.00	99.5577	4.967	24,674,750.00
Agency CMO	527	87,935,410.03	96.9878	5.024	85,749,711.37
Mutual Fund	---	93,213,169.12	1.0086	4.800	94,017,200.84
Muni	589	129,420,000.00	95.9177	1.961	130,270,815.00
Non-US Gov	443	153,895,000.00	96.0068	1.279	153,660,513.14
MM Fund	0	212,000,000.00	1.0000	5.261	212,000,000.00
Repo	1	600,000,000.00	100.0000	5.340	600,000,000.00
Agency MBS	1380	672,351,396.85	94.6437	4.418	658,836,615.83
CD	160	1,535,000,000.00	100.0000	5.713	1,535,000,000.00
US Gov	549	1,720,000,000.00	96.0321	3.185	1,702,899,835.56
CP	76	1,756,531,000.00	98.9519	5.500	1,724,431,522.59
Agency	712	6,435,981,250.00	96.3431	3.422	6,388,721,366.76
Total	527	13,421,327,226.00	94.9754	4.074	13,310,262,331.09



PORTFOLIO CASHFLOWS

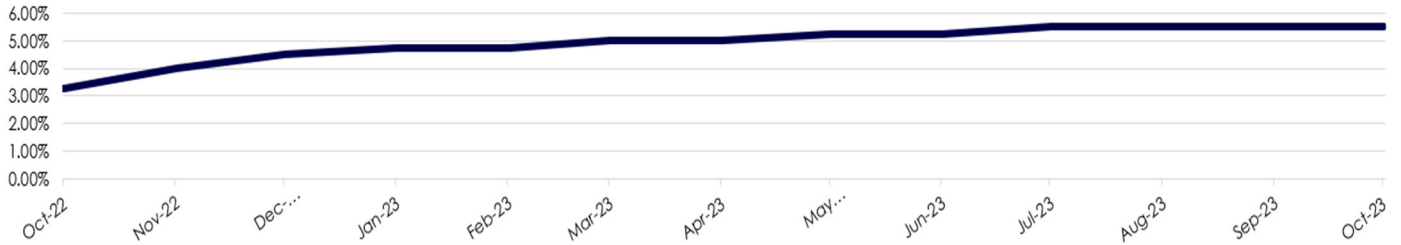
Month	Monthly Receipts	Monthly Disbursements	Difference	Required Matured Investments	Balance	Actual Investments Maturing	Available to Invest > 1 Year
11/2023					65.01		
11/2023	1,670.00	1,800.00	-130.00		70.00	1,915.10	
12/2023	3,900.00	1,800.00	2100.00		2,170.00	337.07	
01/2024	1,800.00	2,800.00	-1000.00		1,170.00	1,443.86	
02/2024	1,600.00	2,200.00	-600.00		570.00	912.33	
03/2024	2,600.00	1,900.00	700.00		1,270.00	813.61	
04/2024	3,131.00	2,100.00	1031.00		2,301.00	208.86	
05/2024	2,300.00	3,075.25	-775.25		1,525.75	1,022.98	
06/2024	2,100.00	2,300.00	-200.00		1,325.75	531.57	
07/2024	1,200.00	2,300.00	-1100.00		225.75	236.66	
08/2024	1,700.00	2,000.00	-300.00	74.25	0.00	444.62	
09/2024	2,300.00	1,900.00	400.00		400.00	535.05	
10/2024	2,691.73	3,100.00	-408.27	8.27	0.00	234.27	
TOTALS	26,992.73	27,275.25	(282.52)	82.52	11,093.26	8,635.98	13,338.80
				0.61%		64.35%	99.39%

FIXED INCOME MARKETS

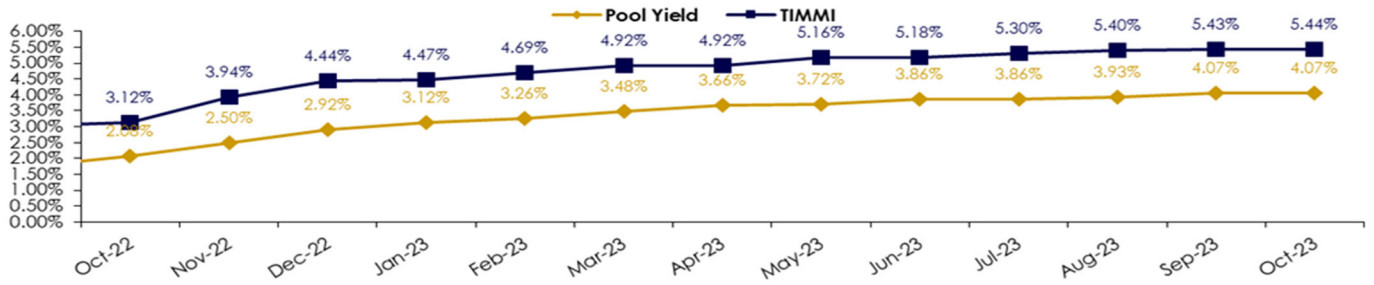
FED FUNDS UPPER LIMIT RATE

Fed Fund Rate: 5.25% to 5.50%

Next FOMC Scheduled Meeting: 11/1/2023



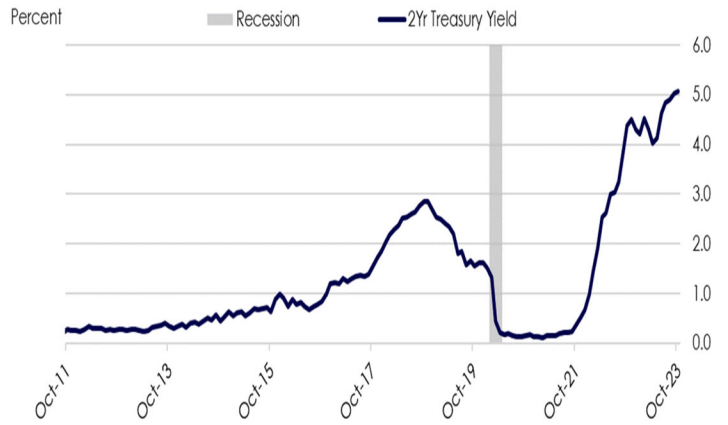
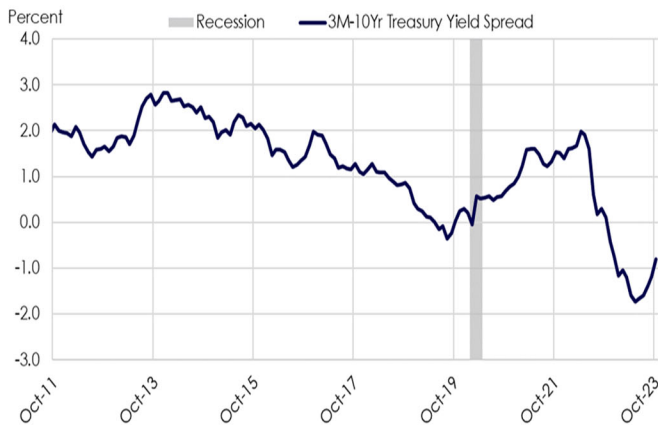
TIMMI



The Treasurer's Institutional Money Market Index (TIMMI) is a composite index of four AAA rated prime institutional money market funds.

Their average yield is compared to the yield of the Treasurer's Pooled Investment Fund in the above graph.

US Treasury Market



US Treasury Yield Curve	3 Mo	6 Mo	1 Yr	2 Yr	3 Yr	5 Yr	10 Yr	30 Yr
10/31/2023 - 10/02/2023	-0.03	-0.04	-0.05	-0.05	0.02	0.10	0.19	0.23
10/31/2023	5.59	5.54	5.44	5.07	4.90	4.82	4.88	5.04
10/02/2023	5.62	5.58	5.49	5.12	4.88	4.72	4.69	4.81

Compliance Status: Full Compliance

The Treasurer's Pooled Investment Fund was in full compliance with the County of Riverside's Treasurer's Statement of Investment Policy. The County's Statement of Investment Policy is more restrictive than California Government Code 53646. The County's Investment Policy is reviewed annually by the County of Riverside's Oversight Committee and approved by the Board of Supervisors.

Investment Category	GOVERNMENT CODE			COUNTY INVESTMENT POLICY			Actual % of Boon Value
	Maximum Maturity	Authorized % Limit	S&P/ Moody's	Maximum Maturity	Authorized % Limit	S&P/ Moody's	
MUNICIPAL BONDS (MUNI)	5 YEARS	NO LIMIT	NA	5 YEARS	15%	AA-/Aa3/AA-	0.97%
U.S. TREASURIES	5 YEARS	NO LIMIT	NA	5 YEARS	100%	NA	12.80%
LOCAL AGENCY OBLIGATIONS (LAO)	5 YEARS	NO LIMIT	NA	3 YEARS	2.50%	INVESTMENT GRADE	0.00%
FEDERAL AGENCIES	5 YEARS	NO LIMIT	AAA	5 YEARS	100%	NA	53.59%
COMMERCIAL PAPER (CP)	270 DAYS	40%	A1/P1	270 DAYS	40%	A1/P1/F1	13.02%
NEGOTIABLE CERTIFICATE OF DEPOSITS & COLLATERALIZED TIME DEPOSITS (NCD & TCD)	5 YEARS	30%	NA	2 YEAR	20%	A1/P1/F1	11.49%
INT'L BANK FOR RECONSTRUCTION AND DEVELOPMENT, INT'L FINANCE CORPORATION, AND INTER-AMERICAN DEVELOPMENT BANK	NA	NA	NA	5 YEARS	20%	AA/Aa/AA	1.15%
REPURCHASE AGREEMENTS (REPO)	1 YEARS	NO LIMIT	NA	45 DAYS	40% max, 25% in term repo over 7 days	NA	4.49%
REVERSE REPOS	92 DAYS	20%	NA	60 DAYS	10%	NA	0.00%
MEDIUM TERM NOTES (MTNO) CORPORATE NOTES	5 YEARS	30%	A	4 YEARS	20%	A/A2/A	0.19%
CALTRUST SHORT TERM FUND	NA	NA	NA	DAILY LIQUIDITY	1.00%	NA	0.67%
MONEY MARKET MUTUAL FUNDS (MMF)	60 DAYS ⁽¹⁾	20%	AAA/Aaa ⁽²⁾	DAILY LIQUIDITY	20%	AAA by 2 Of 3 RATINGS AGC.	1.60%
LOCAL AGENCY INVESTMENT FUND (LAIF)	NA	NA	NA	DAILY LIQUIDITY	Max \$50 million	NA	0.00%
CASH/DEPOSIT ACCOUNT	NA	NA	NA	NA	NA	NA	0.00%

Agency
AGCY BOND

Cusip	Description	Yield	Market Price	Final Maturity	Par Value	Market Value	Book Value	Net Unrealized Gain/Loss
3130AUYY0	FEDERAL HOME LOAN BANKS	5.047	99.9847	11/01/2023	25,000,000.00	24,996,175.00	25,000,000.00	(3,825.00)
3137EAEZ8	FEDERAL HOME LOAN MORTGAGE CORP	0.280	99.9292	11/06/2023	10,000,000.00	9,999,920.00	9,999,958.89	(7,038.89)
313588NY7	FEDERAL NATIONAL MORTGAGE ASSOCIATION	5.111	99.9110	11/07/2023	15,000,000.00	14,986,650.00	14,987,662.50	(1,012.50)
3130AUUB8	FEDERAL HOME LOAN BANKS	5.010	99.9917	11/08/2023	50,000,000.00	49,995,850.00	50,000,000.00	(4,150.00)
3135G06F5	FEDERAL NATIONAL MORTGAGE ASSOCIATION	0.310	99.7891	11/16/2023	5,000,000.00	4,989,455.00	5,000,000.00	(10,545.00)
3134GXBL7	FEDERAL HOME LOAN MORTGAGE CORP	0.325	99.7887	11/16/2023	15,000,000.00	14,968,305.00	14,999,845.71	(31,540.71)
3135GA3N9	FEDERAL NATIONAL MORTGAGE ASSOCIATION	0.300	99.7887	11/16/2023	10,000,000.00	9,978,870.00	10,000,000.00	(21,130.00)
3133EN2T6	FEDERAL FARM CREDIT BANKS FUNDING CORP	4.800	99.8956	11/21/2023	15,000,000.00	14,984,340.00	14,999,603.38	(15,263.38)
3134GXCA0	FEDERAL HOME LOAN MORTGAGE CORP	0.328	99.6776	11/24/2023	10,710,000.00	10,675,470.96	10,709,943.23	(34,472.27)
3134GXCA0	FEDERAL HOME LOAN MORTGAGE CORP	0.328	99.6776	11/24/2023	10,000,000.00	9,967,760.00	9,999,947.43	(32,187.43)
3130APXH3	FEDERAL HOME LOAN BANKS	2.589	99.6702	11/27/2023	20,000,000.00	19,934,040.00	19,975,231.33	(41,191.33)
3133EMHL9	FEDERAL FARM CREDIT BANKS FUNDING CORP	0.310	99.5933	11/30/2023	10,000,000.00	9,959,330.00	10,000,000.00	(40,670.00)
3133EMJQ6	FEDERAL FARM CREDIT BANKS FUNDING CORP	0.253	99.4716	12/08/2023	9,931,000.00	9,878,524.60	9,931,007.27	(52,482.68)
3133EMKW1	FEDERAL FARM CREDIT BANKS FUNDING CORP	0.235	99.2772	12/21/2023	20,000,000.00	19,855,440.00	19,999,312.43	(143,872.43)
3133EMKW1	FEDERAL FARM CREDIT BANKS FUNDING CORP	0.235	99.2772	12/21/2023	10,000,000.00	9,927,720.00	9,999,657.15	(71,937.15)
3130AKP0	FEDERAL HOME LOAN BANKS	0.235	99.2601	12/22/2023	15,000,000.00	14,889,015.00	14,999,061.08	(110,046.08)
3130AQF57	FEDERAL HOME LOAN BANKS	0.736	99.3337	12/22/2023	25,000,000.00	24,833,425.00	24,996,157.53	(162,732.53)
3130AUE67	FEDERAL HOME LOAN BANKS	4.838	99.8967	12/27/2023	25,000,000.00	24,974,175.00	24,996,721.76	(22,546.76)
3130AKL79	FEDERAL HOME LOAN BANKS	0.250	99.2013	12/28/2023	10,000,000.00	9,920,130.00	10,000,000.00	(79,870.00)
3133EMLT7	FEDERAL FARM CREDIT BANKS FUNDING CORP	0.244	99.1765	12/28/2023	10,000,000.00	9,917,650.00	9,999,472.13	(81,822.13)
3133EMLT7	FEDERAL FARM CREDIT BANKS FUNDING CORP	0.235	99.1765	12/28/2023	15,000,000.00	14,876,475.00	14,999,412.67	(122,937.67)
3130ASKB4	FEDERAL HOME LOAN BANKS	3.350	99.6737	12/29/2023	25,000,000.00	24,918,425.00	25,000,000.00	(81,575.00)
3133EN5M8	FEDERAL FARM CREDIT BANKS FUNDING CORP	4.875	99.8923	01/10/2024	25,000,000.00	24,973,075.00	25,000,000.00	(26,925.00)
3130AUM92	FEDERAL HOME LOAN BANKS	4.847	99.8556	01/19/2024	25,000,000.00	24,963,900.00	24,994,919.11	(31,019.11)
3134GWC6	FEDERAL HOME LOAN MORTGAGE CORP	0.420	98.8753	01/24/2024	15,000,000.00	14,831,295.00	15,000,000.00	(168,705.00)
3130AUPW8	FEDERAL HOME LOAN BANKS	4.870	99.8800	01/26/2024	25,000,000.00	24,970,000.00	24,993,167.12	(23,167.12)
3130AUPW8	FEDERAL HOME LOAN BANKS	4.850	99.8800	01/26/2024	35,000,000.00	34,958,000.00	34,992,042.05	(34,042.05)
3130AUCQ1	FEDERAL HOME LOAN BANKS	4.875	99.8675	01/30/2024	25,000,000.00	24,966,875.00	25,000,000.00	(33,125.00)
3130AUCQ1	FEDERAL HOME LOAN BANKS	4.875	99.8675	01/30/2024	25,000,000.00	24,966,875.00	25,000,000.00	(33,125.00)
3130AURR7	FEDERAL HOME LOAN BANKS	5.101	98.8266	02/02/2024	25,755,000.00	25,710,340.83	25,732,680.95	(22,340.12)
3130AUMZ9	FEDERAL HOME LOAN BANKS	5.100	99.9021	02/21/2024	50,000,000.00	49,951,050.00	50,000,000.00	(48,950.00)
3135GA5A5	FEDERAL NATIONAL MORTGAGE ASSOCIATION	0.350	98.4081	02/23/2024	20,000,000.00	19,681,620.00	20,000,000.00	(318,380.00)
3130AULM2	FEDERAL HOME LOAN BANKS	5.058	99.8404	02/27/2024	50,000,000.00	49,920,200.00	50,000,000.00	(79,800.00)
3133ELN9	FEDERAL FARM CREDIT BANKS FUNDING CORP	1.542	98.7186	02/28/2024	5,000,000.00	4,935,930.00	5,000,000.00	(64,070.00)
3136G4Z97	FEDERAL NATIONAL MORTGAGE ASSOCIATION	0.375	98.3471	02/28/2024	10,000,000.00	9,834,710.00	10,000,000.00	(165,290.00)
3130AUG69	FEDERAL HOME LOAN BANKS	2.180	98.9627	02/28/2024	7,000,000.00	6,927,389.00	6,998,653.02	(71,264.02)
3133EPCB9	FEDERAL FARM CREDIT BANKS FUNDING CORP	5.116	99.9056	02/28/2024	25,000,000.00	24,976,400.00	24,998,451.37	(22,051.37)
3130AVJ1	FEDERAL HOME LOAN BANKS	5.337	99.8976	03/06/2024	50,000,000.00	49,948,800.00	49,985,540.98	(36,740.98)
3130AVEH9	FEDERAL HOME LOAN BANKS	5.312	99.9172	03/08/2024	10,000,000.00	9,991,720.00	10,000,000.00	(8,280.00)
3133ENR3	FEDERAL FARM CREDIT BANKS FUNDING CORP	1.764	98.5939	03/14/2024	20,000,000.00	19,718,780.00	19,990,027.91	(271,247.91)
3133EMTW2	FEDERAL FARM CREDIT BANKS FUNDING CORP	0.307	98.0622	03/18/2024	25,000,000.00	24,515,550.00	24,999,324.52	(483,774.52)
3130AKF2	FEDERAL HOME LOAN BANKS	0.279	97.8851	03/28/2024	15,000,000.00	14,682,765.00	14,999,436.94	(316,671.94)
3130AKF2	FEDERAL HOME LOAN BANKS	0.270	97.8851	03/28/2024	10,000,000.00	9,788,510.00	10,000,000.00	(211,490.00)
3130AKF2	FEDERAL HOME LOAN BANKS	0.270	97.8851	03/28/2024	15,000,000.00	14,682,765.00	15,000,000.00	(317,235.00)
3136G43W1	FEDERAL NATIONAL MORTGAGE ASSOCIATION	0.320	97.9398	03/28/2024	10,000,000.00	9,793,980.00	10,000,000.00	(206,020.00)
3130ARF55	FEDERAL HOME LOAN BANKS	2.000	98.5723	03/28/2024	10,000,000.00	9,857,230.00	10,000,000.00	(142,770.00)
3130AVFY3	FEDERAL HOME LOAN BANKS	5.150	99.8191	03/28/2024	50,000,000.00	49,909,550.00	50,000,000.00	(90,450.00)
3130AVBR2	FEDERAL HOME LOAN BANKS	5.514	99.9414	04/01/2024	20,000,000.00	19,988,280.00	20,000,000.00	(11,720.00)
3133EMVD1	FEDERAL FARM CREDIT BANKS FUNDING CORP	0.330	97.8011	04/05/2024	10,000,000.00	9,780,110.00	10,000,000.00	(219,890.00)
3130ALJT3	FEDERAL HOME LOAN BANKS	0.375	97.7772	04/08/2024	10,000,000.00	9,777,720.00	10,000,000.00	(222,280.00)
3130AVKY7	FEDERAL HOME LOAN BANKS	5.000	99.7876	04/10/2024	15,000,000.00	14,968,140.00	15,000,000.00	(31,860.00)
3135GAGD7	FEDERAL NATIONAL MORTGAGE ASSOCIATION	5.100	99.7725	04/11/2024	15,000,000.00	14,965,875.00	15,000,000.00	(34,125.00)
3133ENU57	FEDERAL FARM CREDIT BANKS FUNDING CORP	2.721	98.6391	04/18/2024	10,520,000.00	10,376,833.32	10,513,351.42	(136,518.10)
3133ENU57	FEDERAL FARM CREDIT BANKS FUNDING CORP	2.580	98.6391	04/18/2024	10,000,000.00	9,863,910.00	10,000,000.00	(136,090.00)
3135GAG08	FEDERAL NATIONAL MORTGAGE ASSOCIATION	5.050	99.7482	04/19/2024	15,000,000.00	14,962,230.00	15,000,000.00	(37,770.00)
3130AVPN6	FEDERAL HOME LOAN BANKS	5.120	99.7722	04/26/2024	10,000,000.00	9,977,220.00	10,000,000.00	(22,780.00)
3134GWA10	FEDERAL HOME LOAN MORTGAGE CORP	0.500	97.5536	04/29/2024	15,000,000.00	14,633,040.00	15,000,000.00	(366,960.00)
3130AUBC3	FEDERAL HOME LOAN BANKS	5.210	99.8677	05/01/2024	50,000,000.00	49,933,850.00	50,000,000.00	(66,150.00)
3135GA2P5	FEDERAL NATIONAL MORTGAGE ASSOCIATION	0.356	97.4262	05/03/2024	3,500,000.00	3,409,917.00	3,499,898.56	(89,981.56)
3130AVKR2	FEDERAL HOME LOAN BANKS	5.174	99.7829	05/03/2024	15,000,000.00	14,967,435.00	15,000,000.00	(32,565.00)
3130AVMG4	FEDERAL HOME LOAN BANKS	5.284	99.8316	05/06/2024	50,000,000.00	49,915,800.00	50,000,000.00	(84,200.00)
3130AW3N8	FEDERAL HOME LOAN BANKS	4.751	99.6318	05/08/2024	15,000,000.00	14,944,770.00	15,000,000.00	(55,230.00)
3130AVM74	FEDERAL HOME LOAN BANKS	4.383	99.4233	05/15/2024	15,000,000.00	14,913,495.00	15,000,000.00	(86,505.00)
3130AVM90	FEDERAL HOME LOAN BANKS	4.388	99.3814	05/15/2024	15,000,000.00	14,907,210.00	14,993,401.50	(86,191.50)
3130AVZU9	FEDERAL HOME LOAN BANKS	4.750	99.6170	05/15/2024	8,000,000.00	7,969,360.00	8,000,000.00	(30,640.00)
3135GA3C3	FEDERAL NATIONAL MORTGAGE ASSOCIATION	0.350	97.2309	05/17/2024	10,000,000.00	9,723,090.00	10,000,000.00	(276,910.00)
3135GA3C3	FEDERAL NATIONAL MORTGAGE ASSOCIATION	0.350	97.2309	05/17/2024	10,000,000.00	9,723,090.00	10,000,000.00	(276,910.00)
3130AVK50	FEDERAL HOME LOAN BANKS	5.204	99.7780	05/17/2024	15,000,000.00	14,966,700.00	15,000,000.00	(33,300.00)
3130AVKU5	FEDERAL HOME LOAN BANKS	5.104	99.7371	05/17/2024	15,000,000.00	14,960,565.00	15,000,000.00	(39,435.00)
3130AVR46	FEDERAL HOME LOAN BANKS	5.304	99.8281	05/17/2024	25,000,000.00	24,957,025.00	25,000,000.00	(42,975.00)
3130AVLK6	FEDERAL HOME LOAN BANKS	5.054	99.7000	05/21/2024	50,000,000.00	49,850,000.00	50,000,000.00	(150,000.00)
3134GXCF9	FEDERAL HOME LOAN MORTGAGE CORP	0.400	97.1632	05/24/2024	10,000,000.00	9,716,320.00	10,000,000.00	(283,680.00)
3134GXCF9	FEDERAL HOME LOAN MORTGAGE CORP	0.400	97.1632	05/24/2024	10,000,000.00	9,716,320.00	10,000,000.00	(283,680.00)
3130AVU75	FEDERAL HOME LOAN BANKS	5.344	99.8365	05/24/2024	25,000,000.00	24,959,125.00	25,000,000.00	(40,875.00)
3130AW2G4	FEDERAL HOME LOAN BANKS	5.260	99.8031	05/24/2024	25,000,000.00	24,950,775.00	25,000,000.00	(49,225.00)
3134GYX0	FEDERAL HOME LOAN MORTGAGE CORP	0.500	97.1538	06/03/2024	10,000,000.00	9,715,380.00	10,000,000.00	(284,620.00)
3130AVYY2	FEDERAL HOME LOAN BANKS	5.414	99.8513	06/07/2024	25,000,000.00	24,962,825.00	25,000,000.00	(37,175.00)
3130AX3W6	FEDERAL HOME LOAN BANKS	5.462	99.9849	06/14/2024	15,000,000.00	14,997,735.00	15,000,000.00	(2,265.00)
3133ENYX2	FEDERAL FARM CREDIT BANKS FUNDING CORP	3.439	98.6400	06/17/2024	10,000,000.00	9,864,000.00	9,988,628.32	(124,628.32)
3134GXV50	FEDERAL HOME LOAN MORTGAGE CORP	2.900	98.3313	06/21/2024	10,000,000.00	9,833,130.00	10,000,000.00	(166,870.00)
3130AWDA5	FEDERAL HOME LOAN BANKS	5.450	99.8821	06/21/2024	10,000,000.00	9,988,210.00	10,000,000.00	(11,790.00)
3134GWR32	FEDERAL HOME LOAN MORTGAGE CORP	0.410	96.7473	06/24/2024	10,000,000.00	9,674,730.00	10,000,000.00	(325,270.00)
3130AVQY9	FEDERAL HOME LOAN BANKS	5.556	99.9204	06/27/2024	50,000,000.00	49,960,200.00	50,000,000.00	(39,800.00)
3130AKLB0	FEDERAL HOME LOAN BANKS	0.260	96.5976	06/28/2024	10,000,000.00	9,659,760.00	10,000,000.00	(340,240.00)
3130AKLB0	FEDERAL HOME LOAN BANKS	0.260	96.5976	06/28/2024	15,000,000.00	14,489,640.00	15,000,000.00	(510,360.00)
3130AQ6U2	FEDERAL HOME LOAN BANKS	1.000	97.0685	06/28/2024	25,000,000.00	24,267,125.00	25,000,000.00	(732,875.00)
3130ASD55	FEDERAL HOME LOAN BANKS	5.356	98.2626	06/28/2024	50,000,000.00	49,131,300.00	49,177,777.78	(46,477.78)
3130AWEX4	FEDERAL HOME LOAN BANKS	5.500	99.8924	06/28/2024	15,000,000.00	14,983,860.00	15,000,000.00	(16,140.00)
3130AWEX4	FEDERAL HOME LOAN BANKS	5.500	99.8924	06/28/2024	10,000,000.00	9,989,240.00	10,000,000.00	(10,760.00)
3130AWFN5	FEDERAL HOME LOAN BANKS	5.400	99.8305	06/28/2024	15,000,000.00	14,974,5		

3134GWN44	FEDERAL HOME LOAN MORTGAGE CORP	0.450	95.7383	09/11/2024	10,000,000.00	9,573,830.00	10,000,000.00	(426,170.00)
3130ATV06	FEDERAL HOME LOAN BANKS	5.479	99.4495	09/13/2024	46,405,000.00	46,149,540.48	46,168,907.40	(19,366.93)
3136G43H4	FEDERAL NATIONAL MORTGAGGE ASSOCIATION	0.400	95.6948	09/16/2024	10,000,000.00	9,569,480.00	10,000,000.00	(430,520.00)
3133EKPT7	FEDERAL FARM CREDIT BANKS FUNDING CORP	1.671	96.6947	09/17/2024	6,128,000.00	5,925,451.22	6,124,305.12	(198,853.90)
3130AXE38	FEDERAL HOME LOAN BANKS	5.533	99.9737	09/20/2024	35,000,000.00	34,990,795.00	34,990,362.61	432.39
3134GXV3M3	FEDERAL HOME LOAN MORTGAGE CORP	3.001	97.7669	09/23/2024	15,000,000.00	14,665,035.00	15,000,000.00	(334,965.00)
3130ANX88	FEDERAL HOME LOAN BANKS	0.500	95.5702	09/27/2024	10,000,000.00	9,557,020.00	10,000,000.00	(442,980.00)
3130ALHT7	FEDERAL HOME LOAN BANKS	0.510	95.5427	09/30/2024	25,000,000.00	23,885,675.00	25,000,000.00	(1,114,325.00)
3130APBH7	FEDERAL HOME LOAN BANKS	0.590	95.5954	09/30/2024	20,000,000.00	19,119,080.00	19,996,343.07	(877,263.07)
3130AXL71	FEDERAL HOME LOAN BANKS	5.451	100.0479	10/11/2024	55,000,000.00	55,026,345.00	55,024,796.88	1,548.13
3133EPZG3	FEDERAL FARM CREDIT BANKS FUNDING CORP	5.620	90.8468	10/23/2024	10,000,000.00	9,984,680.00	10,000,000.00	(15,320.00)
3130ARMT5	FEDERAL HOME LOAN BANKS	2.838	97.4036	10/25/2024	10,000,000.00	9,740,360.00	9,996,457.24	(256,097.24)
3130AXG28	FEDERAL HOME LOAN BANKS	5.729	99.9171	11/01/2024	10,000,000.00	9,991,710.00	10,000,000.00	(8,290.00)
3135G06E8	FEDERAL NATIONAL MORTGAGGE ASSOCIATION	0.420	94.8700	11/18/2024	10,000,000.00	9,487,000.00	10,000,000.00	(513,000.00)
3130ALF25	FEDERAL HOME LOAN BANKS	0.400	94.7554	11/26/2024	5,000,000.00	4,737,770.00	5,000,000.00	(262,230.00)
3130AK3T1	FEDERAL HOME LOAN BANKS	0.500	94.6965	12/09/2024	10,000,000.00	9,469,650.00	10,000,000.00	(530,350.00)
3133ENGN4	FEDERAL FARM CREDIT BANKS FUNDING CORP	0.970	95.1931	12/09/2024	10,000,000.00	9,519,310.00	10,000,000.00	(480,690.00)
3130ANR8B	FEDERAL HOME LOAN BANKS	0.553	94.6584	12/17/2024	10,000,000.00	9,465,840.00	9,999,652.91	(533,812.91)
3133EMLP5	FEDERAL FARM CREDIT BANKS FUNDING CORP	0.320	94.3270	12/23/2024	5,000,000.00	4,716,350.00	5,000,000.00	(283,650.00)
3133EMLP5	FEDERAL FARM CREDIT BANKS FUNDING CORP	0.320	94.3270	12/23/2024	15,000,000.00	14,149,050.00	15,000,000.00	(850,950.00)
3133EMLP5	FEDERAL FARM CREDIT BANKS FUNDING CORP	0.339	94.3270	12/23/2024	10,000,000.00	9,432,700.00	9,997,845.15	(565,145.15)
3133ENK58	FEDERAL FARM CREDIT BANKS FUNDING CORP	1.202	95.1973	01/06/2025	5,000,000.00	4,759,865.00	4,995,545.37	(235,680.37)
3135G0X24	FEDERAL NATIONAL MORTGAGGE ASSOCIATION	1.098	95.7515	01/07/2025	10,000,000.00	9,575,150.00	10,061,097.05	(485,947.05)
3134GWE79	FEDERAL HOME LOAN MORTGAGE CORP	0.510	94.1705	01/29/2025	15,000,000.00	14,125,575.00	15,000,000.00	(874,425.00)
3133ENPY0	FEDERAL FARM CREDIT BANKS FUNDING CORP	1.764	95.4584	02/25/2025	5,000,000.00	4,772,920.00	4,999,120.44	(226,200.44)
3133EMSC7	FEDERAL FARM CREDIT BANKS FUNDING CORP	0.480	93.6587	03/03/2025	5,000,000.00	4,682,935.00	5,000,000.00	(317,065.00)
3133EMSC7	FEDERAL FARM CREDIT BANKS FUNDING CORP	0.512	93.6587	03/03/2025	10,000,000.00	9,365,870.00	9,995,821.66	(629,951.66)
3130AR4V0	FEDERAL HOME LOAN BANKS	2.150	95.6942	03/14/2025	5,000,000.00	4,784,710.00	5,000,000.00	(215,290.00)
3130AR4G3	FEDERAL HOME LOAN BANKS	4.264	95.9726	03/14/2025	3,500,000.00	3,359,041.00	3,408,276.02	(49,235.02)
3130ALLP7	FEDERAL HOME LOAN BANKS	0.688	93.7133	03/17/2025	15,000,000.00	14,056,995.00	14,992,220.69	(935,225.69)
3130ALLP7	FEDERAL HOME LOAN BANKS	0.701	93.7133	03/17/2025	25,000,000.00	23,428,325.00	24,982,544.45	(1,554,219.45)
3130ALN34	FEDERAL HOME LOAN BANKS	0.700	93.7049	03/24/2025	10,000,000.00	9,370,490.00	10,000,000.00	(629,510.00)
3134GW222	FEDERAL HOME LOAN MORTGAGE CORP	0.475	93.4067	03/24/2025	15,000,000.00	14,011,005.00	15,000,000.00	(988,995.00)
3130ALNK6	FEDERAL HOME LOAN BANKS	0.625	93.5949	03/25/2025	10,000,000.00	9,359,490.00	10,000,000.00	(640,510.00)
3130ALKF0	FEDERAL HOME LOAN BANKS	0.625	93.5949	03/25/2025	10,000,000.00	9,359,490.00	10,000,000.00	(640,510.00)
3130ALKF0	FEDERAL HOME LOAN BANKS	0.625	93.5949	03/25/2025	10,000,000.00	9,359,490.00	10,000,000.00	(640,510.00)
3130AR7D7	FEDERAL HOME LOAN BANKS	2.050	95.4872	03/25/2025	5,000,000.00	4,774,360.00	5,000,000.00	(225,640.00)
3134GWP26	FEDERAL HOME LOAN MORTGAGE CORP	0.500	93.3957	03/28/2025	10,000,000.00	9,339,570.00	10,000,000.00	(660,430.00)
3133EMUP5	FEDERAL FARM CREDIT BANKS FUNDING CORP	0.710	93.6324	04/01/2025	10,000,000.00	9,363,240.00	10,000,000.00	(636,760.00)
3133EMUP5	FEDERAL FARM CREDIT BANKS FUNDING CORP	0.710	93.6324	04/01/2025	10,000,000.00	9,363,240.00	10,000,000.00	(636,760.00)
3130ALWL4	FEDERAL HOME LOAN BANKS	0.720	93.5727	04/08/2025	15,000,000.00	14,035,905.00	15,000,000.00	(964,095.00)
3130ALDX9	FEDERAL HOME LOAN BANKS	0.500	92.7877	05/23/2025	14,750,000.00	13,686,185.75	14,750,000.00	(1,063,814.25)
3134GVN29	FEDERAL HOME LOAN MORTGAGE CORP	0.750	93.1167	05/27/2025	10,000,000.00	9,311,670.00	10,000,000.00	(688,330.00)
3134GVVW6	FEDERAL HOME LOAN MORTGAGE CORP	0.730	93.0770	05/28/2025	5,000,000.00	4,653,850.00	5,000,000.00	(346,150.00)
3134GVVW6	FEDERAL HOME LOAN MORTGAGE CORP	0.730	93.0770	05/28/2025	10,000,000.00	9,307,700.00	10,000,000.00	(692,300.00)
3134GVB31	FEDERAL HOME LOAN MORTGAGE CORP	0.760	93.1068	05/28/2025	15,000,000.00	13,966,020.00	14,997,632.96	(1,031,612.96)
3130AR5C6	FEDERAL HOME LOAN BANKS	2.900	96.3176	05/29/2025	10,000,000.00	9,631,760.00	10,000,000.00	(368,240.00)
3134GVE95	FEDERAL HOME LOAN MORTGAGE CORP	0.650	92.9657	06/09/2025	15,000,000.00	13,944,855.00	15,000,000.00	(1,055,145.00)
3133ELH80	FEDERAL FARM CREDIT BANKS FUNDING CORP	0.680	92.8551	06/10/2025	5,025,000.00	4,665,968.78	5,025,000.00	(359,031.23)
3134GWP91	FEDERAL HOME LOAN MORTGAGE CORP	0.500	92.5192	06/16/2025	5,000,000.00	4,625,960.00	5,000,000.00	(374,040.00)
3130ALH20	FEDERAL HOME LOAN BANKS	0.530	92.5445	06/18/2025	10,000,000.00	9,254,450.00	10,000,000.00	(745,550.00)
3135GAZ24	FEDERAL NATIONAL MORTGAGGE ASSOCIATION	0.500	92.4342	06/24/2025	10,000,000.00	9,243,420.00	10,000,000.00	(756,580.00)
3134GXR99	FEDERAL HOME LOAN MORTGAGE CORP	3.560	97.1131	06/27/2025	10,000,000.00	9,711,310.00	10,000,000.00	(288,690.00)
3136G4XK4	FEDERAL NATIONAL MORTGAGGE ASSOCIATION	0.650	92.6062	06/30/2025	5,000,000.00	4,630,310.00	5,000,000.00	(369,690.00)
3130ALU93	FEDERAL HOME LOAN BANKS	0.750	92.7644	06/30/2025	10,000,000.00	9,276,440.00	10,000,000.00	(723,560.00)
3136G4XZ1	FEDERAL NATIONAL MORTGAGGE ASSOCIATION	0.740	92.7473	06/30/2025	5,000,000.00	4,637,365.00	5,000,000.00	(362,635.00)
3136G4XR9	FEDERAL NATIONAL MORTGAGGE ASSOCIATION	0.740	92.6778	07/07/2025	14,900,000.00	13,808,992.20	14,900,000.00	(1,091,007.80)
3136G4YU1	FEDERAL NATIONAL MORTGAGGE ASSOCIATION	0.730	92.5979	07/15/2025	15,000,000.00	13,889,685.00	15,000,000.00	(1,110,315.00)
3136G4C27	FEDERAL NATIONAL MORTGAGGE ASSOCIATION	0.700	92.4258	07/29/2025	15,000,000.00	13,863,870.00	15,000,000.00	(1,136,130.00)
3136G4D75	FEDERAL NATIONAL MORTGAGGE ASSOCIATION	0.600	92.2617	07/29/2025	10,000,000.00	9,226,170.00	10,000,000.00	(773,830.00)
3136G4F32	FEDERAL NATIONAL MORTGAGGE ASSOCIATION	0.600	92.2617	07/29/2025	10,000,000.00	9,226,170.00	10,000,000.00	(773,830.00)
3136G4B77	FEDERAL NATIONAL MORTGAGGE ASSOCIATION	0.700	92.3651	08/04/2025	15,000,000.00	13,854,765.00	15,000,000.00	(1,145,235.00)
3136G4B77	FEDERAL NATIONAL MORTGAGGE ASSOCIATION	0.700	92.3651	08/04/2025	10,000,000.00	9,236,510.00	10,000,000.00	(763,490.00)
3133EPK42	FEDERAL FARM CREDIT BANKS FUNDING CORP	4.019	97.9324	08/18/2025	10,000,000.00	9,793,240.00	9,997,210.21	(203,970.21)
3136G4H63	FEDERAL NATIONAL MORTGAGGE ASSOCIATION	0.550	91.9502	08/19/2025	15,000,000.00	13,792,530.00	15,000,000.00	(1,207,470.00)
3134GWLW4	FEDERAL HOME LOAN MORTGAGE CORP	0.625	92.0848	08/19/2025	10,000,000.00	9,208,480.00	10,000,000.00	(791,520.00)
3130ALFN9	FEDERAL HOME LOAN BANKS	0.550	91.8736	08/25/2025	5,000,000.00	4,593,680.00	5,000,000.00	(406,320.00)
3136G4X40	FEDERAL NATIONAL MORTGAGGE ASSOCIATION	0.600	91.9490	08/26/2025	10,000,000.00	9,194,900.00	10,000,000.00	(805,100.00)
3136G4ZF9	FEDERAL NATIONAL MORTGAGGE ASSOCIATION	0.625	91.9818	08/27/2025	5,000,000.00	4,599,090.00	5,000,000.00	(400,910.00)
3136G4Q97	FEDERAL NATIONAL MORTGAGGE ASSOCIATION	0.650	92.0246	08/27/2025	8,650,000.00	7,960,127.90	8,650,000.00	(689,872.10)
3134GX4S7	FEDERAL HOME LOAN MORTGAGE CORP	5.339	97.7927	08/28/2025	25,489,000.00	24,926,381.30	24,991,271.31	(64,890.01)
3134GWL38	FEDERAL HOME LOAN MORTGAGE CORP	0.540	91.6433	09/15/2025	10,000,000.00	9,164,330.00	10,000,000.00	(835,670.00)
3134GWL38	FEDERAL HOME LOAN MORTGAGE CORP	0.540	91.6433	09/15/2025	15,000,000.00	13,746,495.00	15,000,000.00	(1,253,505.00)
3137EAXE3	FEDERAL HOME LOAN MORTGAGE CORP	0.497	91.4402	09/23/2025	10,000,000.00	9,144,020.00	9,977,163.94	(833,143.94)
3134GWTG1	FEDERAL HOME LOAN MORTGAGE CORP	0.600	91.5829	09/30/2025	5,000,000.00	4,579,145.00	5,000,000.00	(420,855.00)
3135G06A6	FEDERAL NATIONAL MORTGAGGE ASSOCIATION	0.580	91.3127	10/20/2025	10,000,000.00	9,131,270.00	10,000,000.00	(868,730.00)
3135G06A6	FEDERAL NATIONAL MORTGAGGE ASSOCIATION	0.587	91.3127	10/20/2025	10,000,000.00	9,131,270.00	9,998,608.78	(867,338.78)
3134GWZV1	FEDERAL HOME LOAN MORTGAGE CORP	1.238	91.4223	10/22/2025	15,000,000.00	13,713,345.00	14,830,418.51	(1,117,073.51)
3136G45C3	FEDERAL NATIONAL MORTGAGGE ASSOCIATION	0.540	91.1684	10/27/2025	10,000,000.00	9,116,840.00	10,000,000.00	(883,160.00)
3134GW3X2	FEDERAL HOME LOAN MORTGAGE CORP	0.625	91.3266	10/27/2025	10,000,000.00	9,132,660.00	10,000,000.00	(867,340.00)
3134GW3Z7	FEDERAL HOME LOAN MORTGAGE CORP	0.600	91.2526	10/28/2025	10,000,000.00	9,125,260.00	10,000,000.00	(874,740.00)
3134GW3Y0	FEDERAL HOME LOAN MORTGAGE CORP	0.550	91.1595	10/28/2025	10,000,000.00	9,115,950.00	10,000,000.00	(884,050.00)
3136G46S7	FEDERAL NATIONAL MORTGAGGE ASSOCIATION	0.600	91.1781	10/28/2025	5,000,000.00	4,558,905.00	5,000,000.00	(441,095.00)
3135G06C2	FEDERAL NATIONAL MORTGAGGE ASSOCIATION	0.600	91.2427	10/29/2025	10,000,000.00	9,124,270.00	10,000,000.00	(875,730.00)
3135G06C2	FEDERAL NATIONAL MORTGAGGE ASSOCIATION	0.604	91.2427	10/29/2025	10,000,000.00	9,124,270.00	9,999,202.12	(874,932.12)
3136G46N8	FEDERAL NATIONAL MORTGAGGE ASSOCIATION	0.600	91.2427	10/29/2025	5,000,000.00	4,562,135.00	5,000,000.00	(437,865.00)
3135GA2N0	FEDERAL NATIONAL MORTGAGGE ASSOCIATION	0.550	91.0869	11/04/2025	10,000,000.00	9,108,690.00	10,000,000.00	(891,310.00)
3135G06G3	FEDERAL NATIONAL MORTGAGGE ASSOCIATION	0.573	91.2000	11/07/2025	14,000,000.00	12,768,000.00	13,979,702.53	(1,211,702.53)
3134GXBM5	FEDERAL HOME LOAN MORTGAGE CORP	0.600	91.1186	11/12/2025	5,000,000.00	4,555,930.00	5,000,000.00	(444,070.00)
3134GXBM5	FEDERAL HOME LOAN MORTGAGE CORP	0.600	91.1186	11/12/				

3130ALGJ7	FEDERAL HOME LOAN BANKS	1.000	90.6007	03/23/2026	9,750,000.00	8,833,568.25	9,750,000.00	(916,431.75)
3130ALGJ7	FEDERAL HOME LOAN BANKS	1.000	90.6007	03/23/2026	19,500,000.00	17,667,136.50	19,500,000.00	(1,832,863.50)
3130ALGJ7	FEDERAL HOME LOAN BANKS	1.016	90.6007	03/23/2026	8,921,250.00	8,082,714.95	8,917,865.76	(835,150.82)
3130ALGJ7	FEDERAL HOME LOAN BANKS	1.000	90.6007	03/23/2026	14,625,000.00	13,250,352.38	14,625,000.00	(1,374,647.63)
3130ALGJ7	FEDERAL HOME LOAN BANKS	1.000	90.6007	03/23/2026	14,625,000.00	13,250,352.38	14,625,000.00	(1,374,647.63)
3130ALGJ7	FEDERAL HOME LOAN BANKS	1.000	90.6007	03/23/2026	19,500,000.00	17,667,136.50	19,500,000.00	(1,832,863.50)
3130ALGJ7	FEDERAL HOME LOAN BANKS	1.000	90.6007	03/23/2026	9,750,000.00	8,833,568.25	9,750,000.00	(916,431.75)
3130ALGJ7	FEDERAL HOME LOAN BANKS	3.010	90.6007	03/23/2026	19,500,000.00	17,667,136.50	18,621,183.12	(954,046.62)
3130ALKL7	FEDERAL HOME LOAN BANKS	0.850	90.2708	03/25/2026	10,000,000.00	9,027,080.00	10,000,000.00	(972,920.00)
3133ENUL2	FEDERAL FARM CREDIT BANKS FUNDING CORP	3.110	95.0596	04/13/2026	10,000,000.00	9,505,960.00	10,000,000.00	(494,040.00)
3133EMZS4	FEDERAL FARM CREDIT BANKS FUNDING CORP	0.900	89.8592	05/18/2026	5,000,000.00	4,492,960.00	5,000,000.00	(507,040.00)
3130AVZ96	FEDERAL HOME LOAN BANKS	5.500	99.1649	05/18/2026	10,000,000.00	9,916,490.00	10,000,000.00	(83,510.00)
3134GYRX2	FEDERAL HOME LOAN MORTGAGE CORP	5.563	98.8833	05/18/2026	15,000,000.00	14,832,495.00	14,933,831.91	(101,336.91)
3134GYRX2	FEDERAL HOME LOAN MORTGAGE CORP	5.640	98.8833	05/18/2026	25,000,000.00	24,720,825.00	24,844,723.02	(123,898.02)
3130AMJN3	FEDERAL HOME LOAN BANKS	1.030	90.0926	05/26/2026	5,000,000.00	4,504,630.00	5,000,000.00	(495,370.00)
3130AMKB7	FEDERAL HOME LOAN BANKS	1.050	90.1399	05/26/2026	15,000,000.00	13,520,985.00	15,000,000.00	(1,479,015.00)
3130AMME9	FEDERAL HOME LOAN BANKS	1.000	90.0216	05/26/2026	10,000,000.00	9,002,160.00	10,000,000.00	(997,840.00)
3130AMSS2	FEDERAL HOME LOAN BANKS	1.000	89.9056	06/08/2026	15,000,000.00	13,485,840.00	15,000,000.00	(1,514,160.00)
3130AMMZ2	FEDERAL HOME LOAN BANKS	1.000	89.8607	06/10/2026	5,000,000.00	4,493,035.00	5,000,000.00	(506,965.00)
3130AMWTS	FEDERAL HOME LOAN BANKS	1.050	89.8668	06/26/2026	15,000,000.00	13,480,020.00	15,000,000.00	(1,519,980.00)
3130AMT69	FEDERAL HOME LOAN BANKS	1.070	89.9161	06/26/2026	10,000,000.00	8,991,610.00	10,000,000.00	(1,008,390.00)
3130ASDK2	FEDERAL HOME LOAN BANKS	3.250	95.5416	06/29/2026	5,250,000.00	5,015,934.00	5,250,000.00	(234,066.00)
3130AN3B4	FEDERAL HOME LOAN BANKS	1.020	89.7033	07/06/2026	15,000,000.00	13,455,495.00	15,000,000.00	(1,544,505.00)
3133EMQ62	FEDERAL FARM CREDIT BANKS FUNDING CORP	0.990	89.5374	07/13/2026	10,000,000.00	8,953,740.00	10,000,000.00	(1,046,260.00)
3133EMQ62	FEDERAL FARM CREDIT BANKS FUNDING CORP	0.990	89.5374	07/13/2026	10,000,000.00	8,953,740.00	10,000,000.00	(1,046,260.00)
3130AN5K2	FEDERAL HOME LOAN BANKS	4.366	91.0819	07/20/2026	2,375,000.00	2,163,195.13	2,205,960.03	(42,764.90)
3130AN3R9	FEDERAL HOME LOAN BANKS	1.130	89.8559	07/20/2026	10,000,000.00	8,985,590.00	10,000,000.00	(1,014,410.00)
3133ENB66	FEDERAL FARM CREDIT BANKS FUNDING CORP	3.174	95.2233	07/20/2026	10,000,000.00	9,522,330.00	9,993,889.12	(471,559.12)
3130ANBX7	FEDERAL HOME LOAN BANKS	1.000	89.4820	07/22/2026	15,000,000.00	13,422,300.00	15,000,000.00	(1,577,700.00)
3130ANAJ9	FEDERAL HOME LOAN BANKS	1.000	89.4369	07/27/2026	10,000,000.00	8,943,690.00	10,000,000.00	(1,056,310.00)
3130ANAJ9	FEDERAL HOME LOAN BANKS	1.000	89.4369	07/27/2026	15,000,000.00	13,415,535.00	15,000,000.00	(1,584,465.00)
3133ENC99	FEDERAL FARM CREDIT BANKS FUNDING CORP	3.629	96.1793	07/27/2026	20,000,000.00	19,235,860.00	20,000,000.00	(764,140.00)
3133ENV72	FEDERAL FARM CREDIT BANKS FUNDING CORP	4.638	98.6025	07/27/2026	5,000,000.00	4,930,125.00	4,983,070.27	(52,945.27)
3133ENV72	FEDERAL FARM CREDIT BANKS FUNDING CORP	4.590	98.6025	07/27/2026	5,000,000.00	4,930,125.00	4,989,035.81	(58,910.81)
3133ENV72	FEDERAL FARM CREDIT BANKS FUNDING CORP	4.477	98.6025	07/27/2026	5,000,000.00	4,930,125.00	5,003,112.22	(72,987.22)
3133END80	FEDERAL FARM CREDIT BANKS FUNDING CORP	2.873	94.7830	08/03/2026	10,000,000.00	9,478,300.00	10,032,775.91	(554,475.91)
3130ANFD7	FEDERAL HOME LOAN BANKS	1.000	89.3533	08/05/2026	10,000,000.00	8,935,330.00	10,000,000.00	(1,064,670.00)
3133EPSW6	FEDERAL FARM CREDIT BANKS FUNDING CORP	4.583	98.5803	08/14/2026	15,000,000.00	14,787,045.00	14,967,986.77	(180,941.77)
3130ANE48	FEDERAL HOME LOAN BANKS	1.000	89.2450	08/17/2026	10,000,000.00	8,924,500.00	10,000,000.00	(1,075,500.00)
3130ANMH0	FEDERAL HOME LOAN BANKS	1.100	89.4749	08/20/2026	10,000,000.00	8,947,490.00	10,000,000.00	(1,052,510.00)
3130ANMH0	FEDERAL HOME LOAN BANKS	1.668	89.4749	08/20/2026	10,000,000.00	8,947,490.00	9,847,298.54	(899,808.54)
3130ANMH0	FEDERAL HOME LOAN BANKS	3.132	89.4749	08/20/2026	15,000,000.00	13,421,235.00	14,203,640.24	(782,405.24)
3133ENH45	FEDERAL FARM CREDIT BANKS FUNDING CORP	3.137	95.0044	08/24/2026	5,000,000.00	4,750,220.00	4,998,453.17	(248,233.17)
3133ENH45	FEDERAL FARM CREDIT BANKS FUNDING CORP	3.294	95.0044	08/24/2026	5,000,000.00	4,750,220.00	4,977,897.33	(227,677.33)
3130ANPF1	FEDERAL HOME LOAN BANKS	1.000	89.1495	08/25/2026	10,000,000.00	8,914,950.00	10,000,000.00	(1,085,050.00)
3130ANSC5	FEDERAL HOME LOAN BANKS	1.000	89.1406	08/26/2026	15,000,000.00	13,371,090.00	15,000,000.00	(1,628,910.00)
3130ANT59	FEDERAL HOME LOAN BANKS	1.000	89.1406	08/26/2026	15,000,000.00	13,371,090.00	15,000,000.00	(1,628,910.00)
3130ATHF5	FEDERAL HOME LOAN BANKS	3.941	96.6012	09/11/2026	5,000,000.00	4,830,060.00	4,974,964.51	(144,904.51)
3130ATHV2	FEDERAL HOME LOAN BANKS	4.312	97.9174	09/11/2026	1,000,000.00	979,174.00	998,393.42	(19,219.42)
3133EPW50	FEDERAL FARM CREDIT BANKS FUNDING CORP	5.200	99.1465	09/25/2026	25,000,000.00	24,786,625.00	25,000,000.00	(213,375.00)
3130APM30	FEDERAL HOME LOAN BANKS	1.040	88.9494	09/28/2026	15,000,000.00	13,342,410.00	15,000,000.00	(1,657,590.00)
3130APAD7	FEDERAL HOME LOAN BANKS	1.035	88.9802	09/28/2026	15,000,000.00	13,347,030.00	15,000,000.00	(1,652,970.00)
3130ANYN4	FEDERAL HOME LOAN BANKS	1.000	88.8257	09/30/2026	10,000,000.00	8,882,570.00	10,000,000.00	(1,117,430.00)
3133ENT67	FEDERAL FARM CREDIT BANKS FUNDING CORP	4.318	97.5256	10/19/2026	5,000,000.00	4,876,280.00	4,990,808.21	(114,528.21)
3133ENT67	FEDERAL FARM CREDIT BANKS FUNDING CORP	4.318	97.5256	10/19/2026	5,000,000.00	4,876,280.00	4,990,808.21	(114,528.21)
3133ENBK5	FEDERAL FARM CREDIT BANKS FUNDING CORP	1.249	89.0263	10/20/2026	10,000,000.00	8,902,630.00	9,968,558.01	(1,065,928.01)
3133ENBK5	FEDERAL FARM CREDIT BANKS FUNDING CORP	1.340	89.0263	10/20/2026	10,000,000.00	8,902,630.00	9,942,693.38	(1,040,063.38)
3133EN7A2	FEDERAL FARM CREDIT BANKS FUNDING CORP	3.827	95.9100	10/26/2026	4,300,000.00	4,124,130.00	4,276,205.52	(152,075.52)
3134GW4C7	FEDERAL HOME LOAN MORTGAGE CORP	3.046	88.0410	10/27/2026	20,000,000.00	17,608,200.00	18,755,038.93	(1,146,838.93)
3134GW4C7	FEDERAL HOME LOAN MORTGAGE CORP	3.092	88.0410	10/27/2026	20,000,000.00	17,608,200.00	18,725,423.70	(1,117,223.70)
3134GW4C7	FEDERAL HOME LOAN MORTGAGE CORP	3.488	88.0410	10/27/2026	5,000,000.00	4,402,050.00	4,629,396.68	(227,346.68)
3134GW6C5	FEDERAL HOME LOAN MORTGAGE CORP	3.122	88.0318	10/28/2026	15,000,000.00	13,204,770.00	14,035,164.51	(830,394.51)
3130ARUF6	FEDERAL HOME LOAN BANKS	3.125	94.8546	10/29/2026	10,000,000.00	9,485,460.00	10,000,000.00	(514,540.00)
3133ENEM8	FEDERAL FARM CREDIT BANKS FUNDING CORP	1.430	89.5293	11/23/2026	10,000,000.00	8,952,930.00	10,000,000.00	(1,047,070.00)
3130APWW1	FEDERAL HOME LOAN BANKS	1.503	89.7149	11/24/2026	20,000,000.00	17,942,980.00	19,998,154.48	(2,055,174.48)
3130ATV4E	FEDERAL HOME LOAN BANKS	3.986	98.5181	12/11/2026	5,000,000.00	4,925,905.00	5,072,902.90	(146,997.90)
3133EN4G2	FEDERAL FARM CREDIT BANKS FUNDING CORP	3.923	96.9136	12/15/2026	25,000,000.00	24,228,400.00	25,011,899.38	(783,499.38)
3130AQF65	FEDERAL HOME LOAN BANKS	1.306	89.2858	12/21/2026	10,000,000.00	8,928,580.00	9,983,039.20	(1,054,459.20)
3130AQYA9	FEDERAL HOME LOAN BANKS	1.500	89.4348	12/30/2026	25,000,000.00	22,358,700.00	25,000,000.00	(2,641,300.00)
3133ENKZ4	FEDERAL FARM CREDIT BANKS FUNDING CORP	1.908	89.0671	01/11/2027	10,000,000.00	8,906,710.00	9,866,943.83	(960,233.83)
3133ENL61	FEDERAL FARM CREDIT BANKS FUNDING CORP	1.860	89.8155	01/26/2027	10,000,000.00	8,981,550.00	9,975,352.24	(993,802.24)
3130AQHS5	FEDERAL HOME LOAN BANKS	1.984	89.5727	01/28/2027	10,000,000.00	8,957,270.00	9,912,623.55	(955,353.55)
3130AQHS5	FEDERAL HOME LOAN BANKS	2.086	89.5727	01/28/2027	20,000,000.00	17,914,540.00	19,763,068.37	(1,848,528.37)
3130AQKM4	FEDERAL HOME LOAN BANKS	1.750	89.7171	01/28/2027	11,250,000.00	10,093,173.75	11,250,000.00	(1,156,826.25)
3130AKYH3	FEDERAL HOME LOAN BANKS	1.746	86.8795	02/10/2027	10,000,000.00	8,687,950.00	9,713,713.39	(1,025,763.39)
3130AL2X1	FEDERAL HOME LOAN BANKS	3.001	86.8728	02/17/2027	10,000,000.00	8,687,280.00	9,344,442.52	(657,162.52)
3134GYZ29	FEDERAL HOME LOAN MORTGAGE CORP	4.750	98.3396	02/23/2027	10,000,000.00	8,833,960.00	10,000,000.00	(1,166,040.00)
3130ALED2	FEDERAL HOME LOAN BANKS	2.050	87.3161	02/24/2027	15,000,000.00	13,097,415.00	14,515,800.50	(1,418,385.50)
3130ALED2	FEDERAL HOME LOAN BANKS	3.001	87.3161	02/24/2027	20,000,000.00	17,463,220.00	18,782,477.56	(1,319,257.56)
3130AQRQ8	FEDERAL HOME LOAN BANKS	2.000	90.2059	02/25/2027	10,000,000.00	9,020,590.00	10,000,000.00	(979,410.00)
3130AQRH8	FEDERAL HOME LOAN BANKS	2.000	90.2059	02/25/2027	5,000,000.00	4,510,295.00	5,000,000.00	(489,705.00)
3130AQRH8	FEDERAL HOME LOAN BANKS	2.000	90.2059	02/25/2027	5,000,000.00	4,510,295.00	5,000,000.00	(489,705.00)
3134H1CD3	FEDERAL HOME LOAN MORTGAGE CORP	5.950	99.5521	03/15/2027	15,000,000.00	14,932,815.00	15,000,000.00	(67,185.00)
3130AR6U0	FEDERAL HOME LOAN BANKS	2.500	91.6381	03/22/2027	5,000,000.00	4,481,905.00	5,000,000.00	(418,095.00)
3130ARHX2	FEDERAL HOME LOAN BANKS	3.000	92.9747	03/25/2027	10,000,000.00	9,297,470.00	10,000,000.00	(702,530.00)
3130ARHX2	FEDERAL HOME LOAN BANKS	3.000	92.9747	03/25/2027	10,000,000.00	9,297,470.00	10,000,000.00	(702,530.00)
3130ARHX2	FEDERAL HOME LOAN BANKS	3.000	92.9747	03/25/2027	10,000,000.00	9,297,470.00	10,000,000.00	(702,530.00)
3133ENVD9	FEDERAL FARM CREDIT BANKS FUNDING CORP	2.913	93.2210	04/26/2027	10,000,000.00	9,322,100.00	9,987,739.76	(665,639.76)
3133ENV77	FEDERAL FARM CREDIT BANKS FUNDING CORP	3.606	95.5924	04/26/2027	8,000,000.00	7,647,392.00	8,005,117.52	(357,725.52)
3133ENV67	FEDERAL FARM CREDIT BANKS FUNDING CORP	3.623	95.5924	04/26/2027	2,000,000.00	1,911,848.00	2,000,224.71	(88,376.71)
3133ENV67	FEDERAL FARM CREDIT BANK							

3133EPXB6	FEDERAL FARM CREDIT BANKS FUNDING CORP	4,730	98.7883	09/28/2027	20,000,000.00	19,757,660.00	19,926,354.69	(168,694.69)
3133EPXB6	FEDERAL FARM CREDIT BANKS FUNDING CORP	4,733	98.7883	09/28/2027	20,000,000.00	19,757,660.00	19,923,619.85	(165,959.85)
3130ATBV8	FEDERAL HOME LOAN BANKS	4,150	97.1183	09/29/2027	5,000,000.00	4,855,915.00	5,000,000.00	(144,085.00)
3130ATBV8	FEDERAL HOME LOAN BANKS	4,150	97.1183	09/29/2027	5,000,000.00	4,855,915.00	5,000,000.00	(144,085.00)
3130ATBV8	FEDERAL HOME LOAN BANKS	4,150	97.1183	09/29/2027	7,225,000.00	7,016,797.18	7,225,000.00	(208,202.83)
3133ENQ29	FEDERAL FARM CREDIT BANKS FUNDING CORP	4,122	96.5912	09/29/2027	15,000,000.00	14,488,680.00	14,936,127.11	(447,447.11)
3130AXEN4	FEDERAL HOME LOAN BANKS	4,779	99.4026	09/29/2027	15,000,000.00	14,910,390.00	15,010,995.89	(100,605.89)
3130ATFA0	FEDERAL HOME LOAN BANKS	5,125	97.6034	09/30/2027	13,000,000.00	12,688,442.00	13,000,000.00	(311,558.00)
3130ATFE0	FEDERAL HOME LOAN BANKS	4,250	95.3730	09/30/2027	15,000,000.00	14,305,950.00	15,000,000.00	(694,050.00)
3133EPXD2	FEDERAL FARM CREDIT BANKS FUNDING CORP	5,825	98.9657	10/04/2027	10,000,000.00	9,896,570.00	9,970,574.95	(74,004.95)
3133EPLYM1	FEDERAL FARM CREDIT BANKS FUNDING CORP	4,804	99.3276	10/13/2027	10,000,000.00	9,932,760.00	9,980,950.99	(48,190.99)
3133ENS50	FEDERAL FARM CREDIT BANKS FUNDING CORP	4,231	97.0731	10/14/2027	23,775,000.00	23,079,129.53	23,686,263.15	(607,133.62)
31422XM90	FEDERAL AGRICULTURAL MORTGAGE CORP	4,320	97.5805	10/21/2027	5,000,000.00	4,879,025.00	5,000,000.00	(120,975.00)
31422XM90	FEDERAL AGRICULTURAL MORTGAGE CORP	4,320	97.5805	10/21/2027	5,000,000.00	4,879,025.00	5,000,000.00	(120,975.00)
31422XM90	FEDERAL AGRICULTURAL MORTGAGE CORP	4,320	97.5805	10/21/2027	5,000,000.00	4,879,025.00	5,000,000.00	(120,975.00)
3133ENV23	FEDERAL FARM CREDIT BANKS FUNDING CORP	5,503	98.1533	10/25/2027	5,000,000.00	4,907,665.00	4,996,014.25	(88,349.25)
3133ENV23	FEDERAL FARM CREDIT BANKS FUNDING CORP	5,503	98.1533	10/25/2027	5,000,000.00	4,907,665.00	4,996,011.10	(88,336.10)
3133ENW63	FEDERAL FARM CREDIT BANKS FUNDING CORP	4,284	97.5841	10/27/2027	5,000,000.00	4,879,205.00	5,016,146.77	(136,941.77)
3133ENW63	FEDERAL FARM CREDIT BANKS FUNDING CORP	4,195	97.5841	10/27/2027	3,715,000.00	3,625,249.32	3,738,829.41	(113,580.10)
3133ENW63	FEDERAL FARM CREDIT BANKS FUNDING CORP	4,252	97.5841	10/27/2027	15,000,000.00	14,637,615.00	15,065,795.85	(428,180.85)
3133ENW63	FEDERAL FARM CREDIT BANKS FUNDING CORP	4,050	96.5513	11/22/2027	12,000,000.00	11,586,156.00	12,000,000.00	(413,844.00)
3130ATW45	FEDERAL HOME LOAN BANKS	4,851	97.9871	11/29/2027	4,895,000.00	4,796,468.55	4,904,893.79	(108,425.25)
3134GY4W9	FEDERAL HOME LOAN MORTGAGE CORP	5,040	99.9578	11/29/2027	10,000,000.00	9,995,780.00	10,000,000.00	(4,220.00)
3134GY4W9	FEDERAL HOME LOAN MORTGAGE CORP	5,040	99.9578	11/29/2027	5,000,000.00	4,997,890.00	5,000,000.00	(2,110.00)
3133EN3H1	FEDERAL FARM CREDIT BANKS FUNDING CORP	4,080	96.5320	11/29/2027	25,000,000.00	24,133,000.00	24,926,905.06	(793,905.06)
3133EN3H1	FEDERAL FARM CREDIT BANKS FUNDING CORP	4,077	96.5320	11/29/2027	25,000,000.00	24,133,000.00	24,929,851.47	(796,851.47)
3133EN3H1	FEDERAL FARM CREDIT BANKS FUNDING CORP	4,061	96.5320	11/29/2027	25,000,000.00	24,133,000.00	24,944,142.11	(811,142.11)
3130ATYK7	FEDERAL HOME LOAN BANKS	5,100	99.9665	11/30/2027	5,000,000.00	4,998,325.00	5,000,000.00	(1,675.00)
3130ATU54	FEDERAL HOME LOAN BANKS	3,796	97.4627	12/10/2027	25,000,000.00	24,365,675.00	25,419,613.49	(1,053,938.49)
3130ATU54	FEDERAL HOME LOAN BANKS	4,002	97.4627	12/10/2027	50,000,000.00	48,731,350.00	50,454,684.91	(1,723,334.91)
3130ATU54	FEDERAL HOME LOAN BANKS	4,036	97.4627	12/10/2027	15,000,000.00	14,619,405.00	15,117,452.99	(498,047.99)
3133EN486	FEDERAL FARM CREDIT BANKS FUNDING CORP	3,896	95.5289	12/22/2027	15,000,000.00	14,329,335.00	14,918,520.92	(589,185.92)
3134GYAJ1	FEDERAL HOME LOAN MORTGAGE CORP	4,800	96.4363	12/30/2027	25,000,000.00	24,109,075.00	25,000,000.00	(890,925.00)
3134GYCF7	FEDERAL HOME LOAN MORTGAGE CORP	4,510	95.8980	12/30/2027	25,000,000.00	23,974,500.00	25,000,000.00	(1,025,500.00)
3133ENS66	FEDERAL FARM CREDIT BANKS FUNDING CORP	4,000	96.5606	01/06/2028	25,000,000.00	24,140,150.00	25,000,000.00	(859,850.00)
3133ENS66	FEDERAL FARM CREDIT BANKS FUNDING CORP	3,713	96.5606	01/06/2028	20,000,000.00	19,312,120.00	20,217,440.73	(905,320.73)
3133ENS66	FEDERAL FARM CREDIT BANKS FUNDING CORP	3,757	96.5606	01/06/2028	18,000,000.00	17,380,908.00	18,164,824.43	(783,916.43)
3133ENS66	FEDERAL FARM CREDIT BANKS FUNDING CORP	3,530	96.5606	01/06/2028	10,000,000.00	9,656,060.00	10,178,857.73	(522,797.73)
3134GYEF5	FEDERAL HOME LOAN MORTGAGE CORP	4,970	99.8623	01/26/2028	10,000,000.00	9,986,230.00	10,000,000.00	(13,770.00)
3134GYG71	FEDERAL HOME LOAN MORTGAGE CORP	5,050	97.2488	01/26/2028	10,000,000.00	9,724,880.00	10,000,000.00	(275,120.00)
3134GYG97	FEDERAL HOME LOAN MORTGAGE CORP	4,180	94.8222	02/07/2028	25,000,000.00	23,705,550.00	25,000,000.00	(1,294,450.00)
3134GYGR7	FEDERAL HOME LOAN MORTGAGE CORP	4,900	98.1390	02/09/2028	10,000,000.00	9,813,900.00	10,000,000.00	(186,100.00)
3134GYKJ0	FEDERAL HOME LOAN MORTGAGE CORP	5,276	99.2544	02/28/2028	10,000,000.00	9,925,440.00	10,000,000.00	(74,560.00)
3133EPEK7	FEDERAL FARM CREDIT BANKS FUNDING CORP	4,620	95.6216	04/03/2028	10,000,000.00	9,562,160.00	10,000,000.00	(437,840.00)
3133EPPW9	FEDERAL FARM CREDIT BANKS FUNDING CORP	3,784	95.8065	04/25/2028	10,000,000.00	9,580,650.00	10,036,915.38	(456,265.38)
3130AVS94	FEDERAL HOME LOAN BANKS	5,150	97.0655	04/26/2028	20,000,000.00	19,413,100.00	20,000,000.00	(586,900.00)
3134GYR38	FEDERAL HOME LOAN MORTGAGE CORP	5,700	98.5003	05/15/2028	10,000,000.00	9,850,030.00	10,000,000.00	(149,970.00)
3133EPPJ5	FEDERAL FARM CREDIT BANKS FUNDING CORP	4,290	94.5152	05/16/2028	25,000,000.00	23,628,800.00	25,000,000.00	(1,371,200.00)
3133EPPJ5	FEDERAL FARM CREDIT BANKS FUNDING CORP	4,290	94.5152	05/16/2028	25,000,000.00	23,628,800.00	25,000,000.00	(1,371,200.00)
3130AV2R0	FEDERAL HOME LOAN BANKS	4,950	96.7982	05/23/2028	10,000,000.00	9,679,820.00	10,000,000.00	(320,180.00)
3133EPL33	FEDERAL FARM CREDIT BANKS FUNDING CORP	4,727	95.7758	05/30/2028	10,000,000.00	9,577,580.00	9,977,095.89	(399,515.89)
3133EPL33	FEDERAL FARM CREDIT BANKS FUNDING CORP	4,775	95.7758	05/30/2028	9,276,000.00	8,884,163.21	9,236,496.36	(352,333.15)
3134GYTV4	FEDERAL HOME LOAN MORTGAGE CORP	5,410	97.6511	06/07/2028	25,000,000.00	24,412,775.00	25,000,000.00	(587,225.00)
3134GYTV4	FEDERAL HOME LOAN MORTGAGE CORP	5,410	97.6511	06/07/2028	10,000,000.00	9,765,110.00	10,000,000.00	(234,890.00)
3130AVVX7	FEDERAL HOME LOAN BANKS	3,892	95.1901	06/09/2028	10,000,000.00	9,519,010.00	9,940,526.98	(421,516.98)
3130AVWC2	FEDERAL HOME LOAN BANKS	3,987	96.2103	06/09/2028	10,000,000.00	9,621,030.00	10,005,057.11	(384,027.11)
3133EPNH4	FEDERAL FARM CREDIT BANKS FUNDING CORP	4,171	95.6729	06/21/2028	15,000,000.00	14,350,935.00	14,815,606.38	(464,671.38)
3134GYUC4	FEDERAL HOME LOAN MORTGAGE CORP	5,200	98.5133	06/28/2028	10,000,000.00	9,851,330.00	10,000,000.00	(148,670.00)
3130AVWG9	FEDERAL HOME LOAN BANKS	6,000	99.0851	06/28/2028	7,220,000.00	7,153,944.22	7,220,000.00	(66,055.78)
3130AVWHX1	FEDERAL HOME LOAN BANKS	5,950	99.0253	06/28/2028	25,000,000.00	24,756,325.00	25,000,000.00	(243,675.00)
3134GYVC3	FEDERAL HOME LOAN MORTGAGE CORP	6,000	99.1688	06/28/2028	25,000,000.00	24,792,200.00	25,000,000.00	(207,800.00)
3134GYXF4	FEDERAL HOME LOAN MORTGAGE CORP	6,000	99.0845	07/27/2028	10,000,000.00	9,908,450.00	10,000,000.00	(91,550.00)
3133EPEJ6	FEDERAL FARM CREDIT BANKS FUNDING CORP	4,357	93.9439	08/09/2028	10,000,000.00	9,394,390.00	9,636,040.23	(241,650.23)
3133EPTA3	FEDERAL FARM CREDIT BANKS FUNDING CORP	5,300	98.5913	08/14/2028	25,000,000.00	24,647,825.00	24,800,919.51	(153,094.51)
3130AVWTK6	FEDERAL HOME LOAN BANKS	5,732	98.7556	08/22/2028	15,000,000.00	14,813,340.00	14,992,791.46	(179,451.46)
3133EPU33	FEDERAL FARM CREDIT BANKS FUNDING CORP	4,529	98.1305	08/28/2028	10,000,000.00	9,813,050.00	9,981,386.64	(168,336.64)
3133EPU33	FEDERAL FARM CREDIT BANKS FUNDING CORP	4,529	98.1305	08/28/2028	10,000,000.00	9,813,050.00	9,981,386.64	(168,336.64)
3133EPU33	FEDERAL FARM CREDIT BANKS FUNDING CORP	4,496	98.1305	08/28/2028	25,000,000.00	24,532,625.00	24,988,426.93	(455,801.93)
3130AVWTR1	FEDERAL HOME LOAN BANKS	4,346	97.5811	09/08/2028	5,000,000.00	4,879,050.00	5,005,919.70	(126,864.70)
3133EPPW7	FEDERAL FARM CREDIT BANKS FUNDING CORP	4,525	98.1518	09/22/2028	10,000,000.00	9,815,180.00	9,989,240.83	(174,060.83)
3133EPPW7	FEDERAL FARM CREDIT BANKS FUNDING CORP	4,684	98.1518	09/22/2028	10,000,000.00	9,815,180.00	9,920,316.09	(105,136.09)
3133EPPW7	FEDERAL FARM CREDIT BANKS FUNDING CORP	4,762	98.1518	09/22/2028	10,000,000.00	9,815,180.00	9,886,892.48	(71,712.48)
3133EPPM3	FEDERAL FARM CREDIT BANKS FUNDING CORP	5,040	98.8767	09/22/2028	25,000,000.00	24,719,175.00	25,000,000.00	(280,825.00)
3133EPEX0	FEDERAL FARM CREDIT BANKS FUNDING CORP	5,480	99.6984	10/02/2028	10,000,000.00	9,969,840.00	10,000,000.00	(30,160.00)
3133EPEX0	FEDERAL FARM CREDIT BANKS FUNDING CORP	5,539	99.6984	10/02/2028	25,000,000.00	24,924,600.00	24,937,262.46	(12,662.46)
3134HIFB4	FEDERAL HOME LOAN MORTGAGE CORP	5,875	99.6008	10/03/2028	15,000,000.00	14,940,120.00	15,000,000.00	(59,880.00)
3134HIFG3	FEDERAL HOME LOAN MORTGAGE CORP	5,750	99.5294	10/11/2028	10,500,000.00	10,450,587.00	10,500,000.00	(49,413.00)
3134HIGP2	FEDERAL HOME LOAN MORTGAGE CORP	6,000	99.8497	10/17/2028	25,000,000.00	24,962,425.00	25,000,000.00	(37,575.00)
3130AXGJ1	FEDERAL HOME LOAN BANKS	6,501	99.8330	10/20/2028	10,000,000.00	9,983,300.00	10,000,000.00	(16,700.00)
3130AXGJ1	FEDERAL HOME LOAN BANKS	6,501	99.8330	10/20/2028	3,080,000.00	3,074,856.40	3,080,000.00	(5,143.60)
3133EPLY6	FEDERAL FARM CREDIT BANKS FUNDING CORP	5,520	99.5995	10/20/2028	25,000,000.00	24,899,875.00	25,000,000.00	(100,125.00)
3130AXL48	FEDERAL HOME LOAN BANKS	5,300	99.6729	10/20/2028	40,000,000.00	39,869,160.00	40,000,000.00	(130,840.00)
3134HIGG2	FEDERAL HOME LOAN MORTGAGE CORP	6,250	99.9328	10/26/2028	10,000,000.00	9,993,280.00	10,000,000.00	(6,720.00)
3134HIGG2	FEDERAL HOME LOAN MORTGAGE CORP	6,250	99.9328	10/26/2028	15,000,000.00	14,989,920.00	15,000,000.00	(10,080.00)
---	---	3,223	96.1646	12/16/2025	5,793,205,250.00	5,570,201,446.04	5,778,498,735.04	(208,297,289.00)

Agency

AGCY DISC

Cusip	Description	Yield	Market Price	Final Maturity	Par Value	Market Value	Book Value	Net Unrealized Gain/Loss
313384NS4	FEDERAL HOME LOAN BANKS	5.147	99.9853	11/01/2023	15,000,000.00	14,997,795.00	15,000,000.00	(2,205.00)
313384NZ8	FEDERAL HOME LOAN BANKS	5.055	99.8962	11/08/2023	10,000,000.00	9,990,620.00	9,990,413.89	(793.89)
313384PG8	FEDERAL HOME LOAN BANKS	4.799	99.7920	11/15/2023	25,000,000.00	24,948,000.00	24,9	

313384T8	FEDERAL HOME LOAN BANKS	5.360	98.2133	02/29/2024	15,000,000.00	14,731,995.00	14,739,750.00	(7,755.00)
313384W0	FEDERAL HOME LOAN BANKS	5.477	97.2799	05/01/2024	10,000,000.00	9,727,990.00	9,730,791.67	(2,801.67)
313384W0	FEDERAL HOME LOAN BANKS	5.477	97.2799	05/01/2024	15,000,000.00	14,591,985.00	14,596,187.50	(4,202.50)
313384W0	FEDERAL HOME LOAN BANKS	5.477	97.2799	05/01/2024	10,000,000.00	9,727,990.00	9,730,791.67	(2,801.67)
313384WU9	FEDERAL HOME LOAN BANKS	5.438	97.0950	05/13/2024	10,000,000.00	9,709,500.00	9,715,736.11	(6,236.11)
313384WU9	FEDERAL HOME LOAN BANKS	5.438	97.0950	05/13/2024	10,000,000.00	9,709,500.00	9,715,736.11	(6,236.11)
313384WW5	FEDERAL HOME LOAN BANKS	5.434	97.0650	05/15/2024	15,000,000.00	14,559,750.00	14,569,616.67	(9,866.67)
313384WW5	FEDERAL HOME LOAN BANKS	5.434	97.0650	05/15/2024	10,000,000.00	14,559,750.00	14,569,616.67	(9,866.67)
313384XD6	FEDERAL HOME LOAN BANKS	5.457	96.9660	05/22/2024	10,000,000.00	9,696,600.00	9,701,420.84	(4,820.84)
313384XK0	FEDERAL HOME LOAN BANKS	5.451	96.8823	05/28/2024	15,000,000.00	14,532,345.00	14,541,070.83	(8,725.83)
313384XM6	FEDERAL HOME LOAN BANKS	5.197	96.8525	05/30/2024	6,900,000.00	6,682,822.50	6,697,791.67	(14,969.17)
313384XM6	FEDERAL HOME LOAN BANKS	5.429	96.8525	05/30/2024	10,000,000.00	9,685,250.00	9,691,705.56	(6,455.56)
313384XN4	FEDERAL HOME LOAN BANKS	5.430	96.8375	05/31/2024	15,000,000.00	14,525,625.00	14,535,366.66	(9,741.66)
313384XR5	FEDERAL HOME LOAN BANKS	5.115	96.7989	06/03/2024	10,000,000.00	9,679,890.00	9,705,868.06	(25,978.06)
313384XR5	FEDERAL HOME LOAN BANKS	5.372	96.7989	06/03/2024	15,000,000.00	14,519,835.00	14,534,614.58	(14,779.58)
313384XS3	FEDERAL HOME LOAN BANKS	5.373	96.7840	06/04/2024	15,000,000.00	14,517,600.00	14,532,450.00	(14,850.00)
313384XT1	FEDERAL HOME LOAN BANKS	5.084	96.7691	06/05/2024	10,000,000.00	9,676,910.00	9,704,940.28	(28,030.28)
313384YA1	FEDERAL HOME LOAN BANKS	5.457	96.6713	06/12/2024	15,000,000.00	14,500,695.00	14,508,133.33	(7,438.33)
313384YF0	FEDERAL HOME LOAN BANKS	5.281	96.6035	06/17/2024	15,000,000.00	14,490,525.00	14,514,329.16	(23,804.16)
313384YZ6	FEDERAL HOME LOAN BANKS	5.423	96.3577	07/05/2024	10,000,000.00	9,635,770.00	9,640,477.49	(4,707.49)
313384ZU6	FEDERAL HOME LOAN BANKS	5.358	96.0927	07/24/2024	10,000,000.00	9,609,270.00	9,618,363.89	(9,093.89)
313384C23	FEDERAL HOME LOAN BANKS	5.397	95.7941	08/15/2024	10,000,000.00	9,579,410.00	9,584,000.00	(4,590.00)
313384C23	FEDERAL HOME LOAN BANKS	5.397	95.7941	08/15/2024	10,000,000.00	9,579,410.00	9,584,000.00	(4,590.00)
---	---	5.206	98.0917	03/08/2024	642,776,000.00	630,421,863.91	630,923,282.85	(501,418.95)

Agency CMO
FHLMC CMO

Cusip	Description	Yield	Market Price	Final Maturity	Par Value	Market Value	Book Value	Net Unrealized Gain/Loss
3137BYWD2	FHMS K-725 A2	4.878	99.2513	01/25/2024	9,656,342.17	9,584,042.72	9,625,157.87	(41,115.14)
3137BHCY1	FHMS K-044 A2	5.154	96.7067	01/25/2025	18,717,929.46	18,101,484.21	18,221,182.42	(119,698.21)
3137FEUA6	FHMS K-730 A2	5.396	97.6774	01/25/2025	47,664,064.50	46,557,017.51	46,687,858.92	(130,841.41)
---	---	5.270	97.6433	12/09/2024	76,038,336.13	74,242,544.45	74,534,199.21	(291,654.76)

Agency CMO
FNMA CMO

Cusip	Description	Yield	Market Price	Final Maturity	Par Value	Market Value	Book Value	Net Unrealized Gain/Loss
3136AW70	FNA 2017-M8 A2	3.448	92.8300	05/25/2027	11,897,073.90	11,044,059.41	11,786,982.86	(742,923.44)
3136AW70	FNA 2017-M8 A2	3.448	92.8300	05/25/2027	11,897,073.90	11,044,059.41	11,786,982.86	(742,923.44)

Agency MBS
FHLMC

Cusip	Description	Yield	Market Price	Final Maturity	Par Value	Market Value	Book Value	Net Unrealized Gain/Loss
3137BYYY9	FHMS K-037 A2	4.889	99.4336	01/25/2024	6,999,399.93	6,959,758.06	6,983,346.62	(23,588.56)
3137FAR0	FHMS K-727 A2	5.613	98.1126	07/25/2024	22,317,323.42	21,896,112.29	21,943,423.01	(47,310.72)
3137FMU67	FHMS K-735 A2	3.518	94.0734	05/25/2026	14,731,756.05	13,858,658.93	14,506,619.64	(647,960.71)
3137FNWX4	FHMS K-736 A2	3.655	92.4970	07/25/2026	10,000,000.00	9,249,698.80	9,671,409.65	(421,710.85)
3137BTUM1	FHMS K-061 A2	4.501	94.4861	11/25/2026	9,000,000.00	8,503,744.95	8,716,829.85	(213,084.90)
3137BTUM1	FHMS K-061 A2	4.561	94.4861	11/25/2026	8,500,000.00	8,031,314.68	8,215,664.76	(184,350.08)
3137BYLD0	FHMS K-L01 A2E	4.184	93.9534	02/25/2027	15,000,000.00	14,093,009.25	14,600,798.80	(507,789.55)
3137BXQY1	FHMS K-064 A2	3.154	93.5841	03/25/2027	1,000,000.00	935,841.33	1,001,227.86	(65,386.53)
3137F2LJ3	FHMS K-066 A2	3.111	92.7741	06/25/2027	11,095,000.00	10,293,283.62	11,087,282.90	(793,999.28)
3132XGRH1	FH WN2287	3.945	93.7000	11/01/2027	25,000,000.00	23,425,000.00	24,819,708.95	(1,394,708.95)
3132XGRH1	FH WN2287	4.073	93.7000	11/01/2027	25,000,000.00	23,425,000.00	24,751,602.95	(1,326,602.95)
3132XGQ74	FH WN2277	4.062	93.7400	11/01/2027	10,000,000.00	9,374,000.00	9,903,895.44	(529,895.44)
3132XFLR7	FH WN1235	4.690	94.0380	01/01/2028	20,000,000.00	18,807,600.00	19,787,344.75	(979,744.75)
3132XFLR7	FH WN1235	4.333	94.0380	01/01/2028	10,000,000.00	9,403,800.00	9,957,784.76	(553,984.76)
3137FGZH1	FHMS K-W06 A2	5.290	93.5705	06/25/2028	25,000,000.00	23,392,620.25	23,533,222.62	(140,602.37)
3137FYH6	FHMS K-W07 A2	5.264	92.5301	09/25/2028	16,627,402.00	15,385,352.03	15,491,228.26	(105,876.23)
---	---	4.445	94.2625	04/08/2027	230,270,881.40	217,034,794.19	224,971,390.84	(7,936,596.65)

Agency MBS
FNMA

Cusip	Description	Yield	Market Price	Final Maturity	Par Value	Market Value	Book Value	Net Unrealized Gain/Loss
3136AKQM8	FNA 2014-M8 A2	5.910	98.2862	06/25/2024	6,591,295.60	6,478,336.48	6,525,940.29	(47,603.81)
3140AJVC9	FN BM6010	4.860	96.2921	09/01/2025	17,053,768.49	16,421,434.20	16,673,464.41	(252,030.21)
3138LCH81	FN AN0254	3.738	94.9740	12/01/2025	7,337,432.42	6,968,653.07	7,253,447.97	(284,794.90)
3138LCH89	FEDERAL NATIONAL MORTGAGE ASSOCIATION	2.939	94.9740	12/01/2025	14,029,507.35	13,324,384.31	14,021,724.16	(697,339.85)
3138LDW99	FN AN1760	4.176	92.3260	06/01/2026	15,000,000.00	13,848,900.00	14,728,497.02	(879,597.02)
3138LENE7	FN AN2188	3.543	92.0590	07/01/2026	9,954,335.80	9,163,861.99	9,829,322.68	(665,460.69)
3138LHUZ5	FN AN5099	3.076	92.8250	04/01/2027	23,988,613.25	22,267,430.25	23,972,136.04	(1,704,705.79)
3138LHZL1	FN AN5246	3.365	92.0690	05/01/2027	7,100,000.00	6,536,890.00	7,076,183.49	(539,284.49)
3138LJST3	FN AN6257	4.582	92.2590	08/01/2027	15,270,199.07	14,088,132.96	14,655,201.77	(567,068.82)
3136AY6X6	FNA 2017-M15 A2	4.609	92.5511	09/25/2027	14,562,970.06	13,478,195.10	14,037,946.52	(559,751.42)
3136BML55	FNA 2022-M11 A2	4.554	91.9723	10/25/2027	26,489,393.40	24,362,897.74	25,472,086.24	(1,109,188.50)
3140LHVX5	FN BS6929	4.280	95.3710	11/01/2027	31,100,000.00	29,660,381.00	31,016,139.31	(1,355,758.31)
3140LHA45	FN BS7116	4.363	97.3450	11/01/2027	20,210,000.00	19,673,424.50	20,210,000.00	(536,575.50)
3140LHSB7	FN BS6813	4.363	95.6770	02/01/2028	19,478,000.00	18,635,966.06	19,462,280.08	(826,314.02)
3140LJS23	FN BS7736	4.416	94.7300	02/01/2028	20,000,000.00	18,946,000.00	19,767,999.58	(821,999.58)
3140LJS23	FN BS7736	4.071	94.7300	02/01/2028	15,000,000.00	14,209,500.00	15,000,000.00	(790,500.00)
3140LJS23	FN BS7736	4.078	94.7300	02/01/2028	10,000,000.00	9,473,000.00	10,000,000.00	(527,000.00)
3140LKC8	FN BS8358	4.074	94.7270	04/01/2028	24,459,000.00	23,169,276.93	24,459,000.00	(1,289,723.07)
3140LKYQ0	FN BS8818	4.526	93.8330	06/01/2028	25,000,000.00	23,458,250.00	24,408,180.35	(949,930.35)
3140LKH84	FN BS8706	4.510	94.4290	06/01/2028	25,000,000.00	23,607,250.00	24,512,854.44	(905,604.44)
3140LLMH1	FN BS9359	5.051	97.4620	08/01/2028	15,874,000.00	15,471,117.88	15,703,203.51	(232,085.63)
3140LLFK2	FN BS9169	5.040	97.0760	08/01/2028	17,532,000.00	17,019,364.32	17,277,914.43	(258,550.11)
3140LLB83	FN BS9062	5.049	95.9460	09/01/2028	20,000,000.00	19,189,200.00	19,489,346.43	(300,146.43)
3140LLKK6	FN BS9297	5.110	95.7250	10/01/2028	21,050,000.00	20,150,112.50	20,407,066.42	(256,953.92)
3140LLZT1	FN BS9753	5.092	98.5060	10/01/2028	20,000,000.00	19,701,200.00	19,946,934.09	(245,734.09)
---	---	4.395	94.8580	10/13/2027	442,080,515.44	419,303,168.29	435,906,869.26	(16,603,700.97)

Cusip	Description	Yield	Market Price	Final Maturity	Par Value	Market Value	Book Value	Net Unrealized Gain/Loss
06367DAP0	Bank of Montreal - Chicago Branch	5.600	100.0000	11/20/2023	50,000,000.00	50,000,000.00	50,000,000.00	0.00
78015JQ19	Royal Bank of Canada New York Branch	5.410	100.0000	11/30/2023	50,000,000.00	50,000,000.00	50,000,000.00	0.00
78015JP68	Royal Bank of Canada New York Branch	4.945	100.0000	12/15/2023	50,000,000.00	50,000,000.00	50,000,000.00	0.00
06367DDA0	Bank of Montreal - Chicago Branch	5.530	100.0000	12/27/2023	50,000,000.00	50,000,000.00	50,000,000.00	0.00
06367DB88	Bank of Montreal - Chicago Branch	5.540	100.0000	01/02/2024	50,000,000.00	50,000,000.00	50,000,000.00	0.00
78015JQ48	Royal Bank of Canada New York Branch	5.420	100.0000	01/03/2024	50,000,000.00	50,000,000.00	50,000,000.00	0.00
89115BNB9	Toronto-Dominion Bank - New York Branch	5.390	100.0000	01/10/2024	50,000,000.00	50,000,000.00	50,000,000.00	0.00
89115BRT2	Toronto-Dominion Bank - New York Branch	5.220	100.0000	01/24/2024	40,000,000.00	40,000,000.00	40,000,000.00	0.00
78015JVE4	Royal Bank of Canada New York Branch	5.260	100.0000	01/31/2024	50,000,000.00	50,000,000.00	50,000,000.00	0.00
89115BMG2	Toronto-Dominion Bank - New York Branch	5.740	100.0000	02/20/2024	50,000,000.00	50,000,000.00	50,000,000.00	0.00

06367DC94	Bank of Montreal - Chicago Branch	5.760	100.0000	02/26/2024	50,000,000.00	50,000,000.00	50,000,000.00	0.00
89115BNC0	Toronto-Dominion Bank - New York Branch	5.750	100.0000	02/27/2024	50,000,000.00	50,000,000.00	50,000,000.00	0.00
78015JWS2	Royal Bank of Canada New York Branch	5.770	100.0000	03/15/2024	50,000,000.00	50,000,000.00	50,000,000.00	0.00
06417MB9	Bank of Nova Scotia - Houston Branch	5.790	100.0000	03/15/2024	50,000,000.00	50,000,000.00	50,000,000.00	0.00
06417MD35	Bank of Nova Scotia - Houston Branch	5.780	100.0000	03/18/2024	100,000,000.00	100,000,000.00	100,000,000.00	0.00
06367DAR6	Bank of Montreal - Chicago Branch	5.840	100.0000	03/22/2024	70,000,000.00	70,000,000.00	70,000,000.00	0.00
89115BPL8	Toronto-Dominion Bank - New York Branch	5.920	100.0000	03/25/2024	50,000,000.00	50,000,000.00	50,000,000.00	0.00
78015JYN1	Royal Bank of Canada New York Branch	5.900	100.0000	03/26/2024	50,000,000.00	50,000,000.00	50,000,000.00	0.00
78015JAX2	Royal Bank of Canada New York Branch	5.810	100.0000	05/14/2024	50,000,000.00	50,000,000.00	50,000,000.00	0.00
06367DD77	Bank of Montreal - Chicago Branch	5.820	100.0000	05/28/2024	50,000,000.00	50,000,000.00	50,000,000.00	0.00
89115BDM1	Toronto-Dominion Bank - New York Branch	5.860	100.0000	05/31/2024	50,000,000.00	50,000,000.00	50,000,000.00	0.00
89115BZ22	Toronto-Dominion Bank - New York Branch	5.870	100.0000	05/31/2024	50,000,000.00	50,000,000.00	50,000,000.00	0.00
78015JB71	Royal Bank of Canada New York Branch	5.850	100.0000	06/21/2024	25,000,000.00	25,000,000.00	25,000,000.00	0.00
89115BCZ1	Toronto-Dominion Bank - New York Branch	5.870	100.0000	06/24/2024	25,000,000.00	25,000,000.00	25,000,000.00	0.00
06417M4J1	Bank of Nova Scotia - Houston Branch	5.900	100.0000	06/28/2024	50,000,000.00	50,000,000.00	50,000,000.00	0.00
78015BP1	Royal Bank of Canada New York Branch	5.910	100.0000	08/12/2024	50,000,000.00	50,000,000.00	50,000,000.00	0.00
78015BT3	Royal Bank of Canada New York Branch	5.910	100.0000	08/19/2024	50,000,000.00	50,000,000.00	50,000,000.00	0.00
89115BDD9	Toronto-Dominion Bank - New York Branch	5.940	100.0000	08/26/2024	50,000,000.00	50,000,000.00	50,000,000.00	0.00
89115BD98	Toronto-Dominion Bank - New York Branch	5.950	100.0000	09/09/2024	50,000,000.00	50,000,000.00	50,000,000.00	0.00
89115BD56	Toronto-Dominion Bank - New York Branch	5.970	100.0000	09/23/2024	50,000,000.00	50,000,000.00	50,000,000.00	0.00
78015DK0	Royal Bank of Canada New York Branch	5.880	100.0000	10/22/2024	25,000,000.00	25,000,000.00	25,000,000.00	0.00
---	---	5.713	100.0000	04/08/2024	1,535,000,000.00	1,535,000,000.00	1,535,000,000.00	0.00

CP									
CP	Cusip	Description	Yield	Market Price	Final Maturity	Par Value	Market Value	Book Value	Net Unrealized Gain/Loss
	63763QY35	National Securities Clearing Corporation	5.451	99.9703	11/03/2023	10,200,000.00	10,196,968.33	10,196,968.33	0.00
	74271UY61	The Procter & Gamble Company	5.179	99.9299	11/06/2023	25,000,000.00	24,982,465.28	24,982,465.28	0.00
	23102VY79	Cummins Inc.	5.470	99.9103	11/07/2023	30,000,000.00	29,973,100.00	29,973,100.00	0.00
	03785EY73	Apple Inc.	5.387	99.9117	11/07/2023	43,256,000.00	43,217,790.53	43,217,790.53	0.00
	22533UY72	Credit Agricole Corporate And Investment Bank, New	5.365	99.9118	11/07/2023	60,000,000.00	59,947,100.00	59,947,100.00	0.00
	02314QYA1	Amazon.com, Inc.	5.033	99.8780	11/10/2023	25,000,000.00	24,969,500.00	24,969,500.00	0.00
	03948HYA3	Archer-Daniels-Midland Company	5.397	99.8670	11/10/2023	50,000,000.00	49,933,500.00	49,933,500.00	0.00
	03948HYA3	Archer-Daniels-Midland Company	5.397	99.8670	11/10/2023	50,000,000.00	49,933,500.00	49,933,500.00	0.00
	6698M5YE3	Novartis Finance Corporation	5.388	99.8083	11/14/2023	12,975,000.00	12,950,120.44	12,950,120.44	0.00
	7426M3YF0	Private Export Funding Corporation	5.458	99.7931	11/15/2023	25,000,000.00	24,948,277.78	24,948,277.78	0.00
	63763QYF8	National Securities Clearing Corporation	5.481	99.7912	11/15/2023	25,000,000.00	24,947,791.67	24,947,791.67	0.00
	63763QYF8	National Securities Clearing Corporation	5.481	99.7912	11/15/2023	25,000,000.00	24,947,791.67	24,947,791.67	0.00
	93114FYM0	Walmart Inc.	5.379	99.7056	11/21/2023	50,000,000.00	49,852,777.78	49,852,777.78	0.00
	93114FYU2	Walmart Inc.	5.394	99.6018	11/28/2023	25,000,000.00	24,900,437.50	24,900,437.50	0.00
	7426M3YV5	Private Export Funding Corporation	5.381	99.5917	11/29/2023	50,000,000.00	49,795,833.33	49,795,833.33	0.00
	19121BZT9	The Coca-Cola Company	5.460	99.1678	12/27/2023	62,000,000.00	61,484,022.22	61,484,022.22	0.00
	7426M2A27	Private Export Funding Corporation	5.450	99.0821	01/02/2024	25,000,000.00	24,770,513.89	24,770,513.89	0.00
	63763PA58	National Securities Clearing Corporation	5.523	99.0232	01/05/2024	35,000,000.00	34,658,118.05	34,658,118.05	0.00
	24422LA86	John Deere Capital Corporation	5.557	98.9706	01/08/2024	50,000,000.00	49,485,277.78	49,485,277.78	0.00
	7426M4AA5	Private Export Funding Corporation	5.353	98.9889	01/10/2024	50,000,000.00	49,494,444.44	49,494,444.44	0.00
	63763PAC3	National Securities Clearing Corporation	5.566	98.9120	01/12/2024	50,000,000.00	49,456,000.00	49,456,000.00	0.00
	24422LAC7	John Deere Capital Corporation	5.582	98.9060	01/12/2024	50,000,000.00	49,453,000.00	49,453,000.00	0.00
	7426M2AG6	Private Export Funding Corporation	5.501	98.8663	01/16/2024	25,000,000.00	24,716,583.33	24,716,583.33	0.00
	63763PAG4	National Securities Clearing Corporation	5.552	98.8537	01/16/2024	50,000,000.00	49,426,833.33	49,426,833.33	0.00
	24422LAG8	John Deere Capital Corporation	5.571	98.8473	01/16/2024	19,275,230.00	19,275,230.00	19,275,230.00	0.00
	24422LAJ2	John Deere Capital Corporation	5.585	98.8148	01/18/2024	50,000,000.00	49,407,416.67	49,407,416.67	0.00
	63763PAP4	National Securities Clearing Corporation	5.555	98.7481	01/23/2024	25,000,000.00	24,687,020.83	24,687,020.83	0.00
	7426M2AQ4	Private Export Funding Corporation	5.357	98.7867	01/24/2024	25,000,000.00	24,696,666.67	24,696,666.67	0.00
	24422LAQ6	John Deere Capital Corporation	5.595	98.7213	01/24/2024	28,600,000.00	28,234,301.33	28,234,301.33	0.00
	63763PAR0	National Securities Clearing Corporation	5.556	98.7179	01/25/2024	50,000,000.00	49,358,958.33	49,358,958.33	0.00
	59515MAS4	Microsoft Corporation	5.467	98.7243	01/26/2024	35,000,000.00	34,553,516.67	34,553,516.67	0.00
	7426M4AW7	Private Export Funding Corporation	5.454	98.6750	01/30/2024	25,000,000.00	24,668,750.00	24,668,750.00	0.00
	7426M2AX9	Private Export Funding Corporation	5.459	98.6603	01/31/2024	50,000,000.00	49,330,138.89	49,330,138.89	0.00
	63763PB16	National Securities Clearing Corporation	5.596	98.6072	02/01/2024	20,000,000.00	19,721,444.44	19,721,444.44	0.00
	7426M2B18	Private Export Funding Corporation	5.515	98.6251	02/01/2024	25,000,000.00	24,656,277.78	24,656,277.78	0.00
	24422LB28	John Deere Capital Corporation	5.578	98.5895	02/02/2024	50,000,000.00	49,294,750.00	49,294,750.00	0.00
	59515MB53	Microsoft Corporation	5.474	98.5680	02/05/2024	35,000,000.00	34,498,800.09	34,500,666.67	(1,866.58)
	59515MB53	Microsoft Corporation	5.494	98.5680	02/05/2024	25,000,000.00	24,642,000.07	24,642,000.00	0.06
	59515MBL8	Microsoft Corporation	5.493	98.3473	02/20/2024	50,000,000.00	49,173,666.67	49,173,666.67	0.00
	63763PBL2	National Securities Clearing Corporation	5.576	98.3196	02/20/2024	25,000,000.00	24,579,895.84	24,579,895.84	0.00
	59515MB53	Microsoft Corporation	5.513	98.2515	02/26/2024	25,000,000.00	24,562,874.91	24,562,875.00	(0.09)
	78015CBV3	Royal Bank of Canada New York Branch	5.717	98.1567	02/29/2024	25,000,000.00	24,539,166.66	24,539,166.66	0.00
	24422LBV4	John Deere Capital Corporation	5.600	98.1767	02/29/2024	25,000,000.00	24,544,166.67	24,544,166.67	0.00
	46640PC19	J.P. Morgan Securities LLC	5.578	98.1884	03/01/2024	50,000,000.00	49,094,180.56	49,094,180.56	0.00
	46640PCR2	J.P. Morgan Securities LLC	5.782	97.7525	03/25/2024	50,000,000.00	48,876,250.00	48,876,250.00	0.00
	46651VDN3	J.P. Morgan Securities LLC	5.930	100.0000	05/10/2024	50,000,000.00	50,000,000.00	50,000,000.00	0.00
	7426M4EM5	Private Export Funding Corporation	5.534	96.9868	05/21/2024	10,000,000.00	9,698,683.33	9,698,683.33	0.00
	7426M4EM5	Private Export Funding Corporation	5.534	96.9868	05/21/2024	10,000,000.00	9,698,683.33	9,698,683.33	0.00
	7426M4EM5	Private Export Funding Corporation	5.534	96.9868	05/21/2024	10,000,000.00	9,698,683.33	9,698,683.33	0.00
	7426M4EP8	Private Export Funding Corporation	5.523	96.9740	05/23/2024	25,000,000.00	24,243,500.00	24,243,500.00	0.00
	7426M2EQ0	Private Export Funding Corporation	5.469	96.9819	05/24/2024	35,000,000.00	33,943,680.56	33,943,680.56	0.00
---	---	---	5.499	98.9576	01/15/2024	1,786,531,000.00	1,738,120,450.98	1,738,122,317.59	(1,866.60)

Corporate								
CORP								
Cusip	Description	Yield	Market Price	Final Maturity	Par Value	Market Value	Book Value	Net Unrealized Gain/Loss
742651DT6	PRIVATE EXPORT FUNDING CORP	4.967	99.5577	01/15/2024	25,000,000.00	24,889,425.00	24,929,497.83	(40,072.83)
742651DT6	PRIVATE EXPORT FUNDING CORP	4.967	99.5577	01/15/2024	25,000,000.00	24,889,425.00	24,929,497.83	(40,072.83)

MM Fund								
MMFUND								
Cusip	Description	Yield	Market Price	Final Maturity	Par Value	Market Value	Book Value	Net Unrealized Gain/Loss
949921126	ALLSPRING:GOVT MM SEL	5.290	1.0000	10/31/2023	24,000,000.00	24,000,000.00	24,000,000.00	0.00
608919718	FEDERATED HRMS GV O PRMR	5.270	1.0000	10/31/2023	1,000,000.00	1,000,000.00	1,000,000.00	0.00
31607A703	FIDELITY IMM:GOVT INSTL	5.290	1.0000	10/31/2023	34,000,000.00	34,000,000.00	34,000,000.00	0.00
61747C707	MORG STAN 1LQ:GV I	5.260	1.0000	10/31/2023	1,000,000.00	1,000,000.00	1,000,000.00	0.00
4812CA538	JPMORGAN:US GVT MM EMPWR	5.250	1.0000	10/31/2023	1,000,000.00	1,000,000.00	1,000,000.00	0.00
85749T517	SS INST INV:US GV MM OPP	5.280	1.0000	10/31/2023	1,000,000.00	1,000,000.00	1,000,000.00	0.00
4812CA538	JPMORGAN:US GVT MM EMPWR	5.250	1.0000	10/31/2023	100,000,000.00	100,000,000.00	100,000,000.00	0.00
4812CA538	JPMORGAN:US GVT MM EMPWR	5.250	1.0000	10/31/2023	50,000,000.00	50,000,000.00	50,000,000.00	0.00
---	---	5.261	1.0000	10/31/2023	212,000,000.00	212,000,000.00	212,000,000.00	0.00

Muni								
MUNI								
Cusip	Description	Yield	Market Price	Final Maturity	Par Value	Market Value	Book Value	Net Unrealized Gain/Loss
826239FY6	SIERRA CALIF JT CMNTY COLLEGE DIST	0.344	96.0070	08/01/2024	500,000.00	480,035.00	500,000.00	(19,965.00)
826239GH2	SIERRA CALIF JT CMNTY COLLEGE DIST	0.354	96.1700	08/01/2024	720,000.00	692,424.00	720,000.00	(27,576.00)
802498YY5	SANTA MONICA-MALIBU UNIFIED SCHOOL FACILITY IMPROV	0.396	96.1130	08/01/2024	1,000,000.00	961,130.00	1,000,000.00	(38,870.00)
93974ETF3	WASHINGTON ST	0.470	96.2020	08/01/2024	14,995,000.00	14,425,489.90	14,995,000.00	(569,510.10)

419792F84	HAWAII ST	0.713	96.5620	08/01/2024	9,000,000.00	8,690,580.00	9,000,000.00	(309,420.00)
074437HA5	BEAUMONT CALIF UNI SCH DIST	0.690	96.0250	08/01/2024	275,000.00	264,068.75	275,000.00	(10,931.25)
987388GU3	YOSEMITE CALIF CMNTY COLLEGE DIST	1.440	96.9320	08/01/2024	700,000.00	678,524.00	700,000.00	(21,476.00)
757710US5	REDONDO BEACH CALIF UNI SCH DIST	1.571	96.8830	08/01/2024	500,000.00	484,415.00	500,000.00	(15,585.00)
93974EYA8	WASHINGTON ST	3.350	98.2740	08/01/2024	13,475,000.00	13,242,421.50	13,475,000.00	(232,578.50)
419792A71	HAWAII ST	0.713	95.8150	10/01/2024	10,000,000.00	9,581,500.00	10,000,000.00	(418,500.00)
419792D37	HAWAII ST	0.713	95.8150	10/01/2024	2,500,000.00	2,395,375.00	2,500,000.00	(104,625.00)
882724KX8	TEXAS ST	0.794	95.6870	10/01/2024	5,810,000.00	5,559,414.70	5,810,000.00	(250,585.30)
419792F92	HAWAII ST	1.033	93.0290	08/01/2025	6,250,000.00	5,814,312.50	6,250,000.00	(435,687.50)
802498YZ2	SANTA MONICA-MALIBU UNIFIED SCHOOL FACILITY IMPROV	0.669	92.9070	08/01/2025	1,000,000.00	920,970.00	1,000,000.00	(79,030.00)
56781RK73	MARIN CALIF CMNTY COLLEGE DIST	0.763	92.5000	08/01/2025	1,065,000.00	985,125.00	1,065,000.00	(79,875.00)
074437HB3	BEAUMONT CALIF UNI SCH DIST	1.109	92.3950	08/01/2025	500,000.00	461,975.00	500,000.00	(38,025.00)
7994082E8	SAN RAMON VALLEY CALIF UNI SCH DIST	0.967	92.5820	08/01/2025	4,505,000.00	4,170,819.10	4,505,000.00	(334,180.90)
93974EYB6	WASHINGTON ST	3.350	96.4570	08/01/2025	10,065,000.00	9,708,397.05	10,065,000.00	(356,602.95)
419792A89	HAWAII ST	1.033	95.6040	10/01/2025	12,775,000.00	12,213,411.00	13,185,738.28	(972,327.28)
419792D45	HAWAII ST	1.033	92.5160	10/01/2025	3,660,000.00	3,386,085.60	3,660,000.00	(273,914.40)
93974EYC4	WASHINGTON ST	3.370	94.9850	08/01/2026	20,825,000.00	19,780,626.25	20,825,000.00	(1,044,373.75)
13063D3N6	CALIFORNIA ST	4.847	99.3510	03/01/2027	9,300,000.00	9,239,643.00	9,300,000.00	(60,357.00)
---	---	1.958	95.9167	06/11/2025	129,420,000.00	124,136,742.35	129,830,738.28	(5,693,995.93)

**Mutual Fund
Open-End Fund**

Cusip	Description	Yield	Market Price	Final Maturity	Par Value	Market Value	Book Value	Net Unrealized Gain/Loss
CLTRSF	CALTRUST	4.800	1.0086	---	93,213,169.12	94,017,200.84	94,017,200.84	(0.00)
CLTRSF	CALTRUST	4.800	1.0086	---	93,213,169.12	94,017,200.84	94,017,200.84	(0.00)

**Non-US Gov
SUPRANATIONAL**

Cusip	Description	Yield	Market Price	Final Maturity	Par Value	Market Value	Book Value	Net Unrealized Gain/Loss
45950VQZ2	INTERNATIONAL FINANCE CORP	0.829	98.9610	01/19/2024	25,000,000.00	24,740,250.00	24,997,924.90	(257,674.90)
45906M3C3	INTERNATIONAL BANK FOR RECONSTRUCTION AND DEVELOPM	2.540	98.6525	03/28/2024	3,895,000.00	3,842,514.88	3,890,554.38	(48,039.50)
45950VPO3	INTERNATIONAL FINANCE CORP	0.273	95.6650	08/22/2024	25,000,000.00	23,916,250.00	24,995,433.57	(1,079,183.57)
45950VQ64	INTERNATIONAL FINANCE CORP	0.484	95.2359	09/23/2024	25,000,000.00	23,808,975.00	24,990,228.79	(1,181,253.79)
45950VQL3	INTERNATIONAL FINANCE CORPORATION	0.719	94.8740	10/29/2024	25,000,000.00	23,718,500.00	24,990,453.03	(1,271,953.03)
45950VRA6	INTERNATIONAL FINANCE CORP	1.099	94.1587	01/21/2025	25,000,000.00	23,539,675.00	24,982,360.63	(1,442,685.63)
45950VRX6	INTERNATIONAL FINANCE CORP	4.077	96.7340	02/01/2027	25,000,000.00	24,183,500.00	24,942,939.88	(759,439.88)
---	---	1.279	96.0068	01/16/2025	153,895,000.00	147,749,664.88	153,789,895.17	(6,040,230.30)

**Repo
REPO**

Cusip	Description	Yield	Market Price	Final Maturity	Par Value	Market Value	Book Value	Net Unrealized Gain/Loss
RP11012023534	JEF115	5.340	100.0000	11/01/2023	600,000,000.00	600,000,000.00	600,000,000.00	0.00
RP11012023534	JEF115	5.340	100.0000	11/01/2023	600,000,000.00	600,000,000.00	600,000,000.00	0.00

**US Gov
T-BILL**

Cusip	Description	Yield	Market Price	Final Maturity	Par Value	Market Value	Book Value	Net Unrealized Gain/Loss
912797HJ9	UNITED STATES TREASURY	5.418	99.9118	11/07/2023	30,000,000.00	29,973,525.00	29,973,565.50	(40.50)
912797FJ1	UNITED STATES TREASURY	5.412	99.8822	11/09/2023	10,000,000.00	9,988,222.20	9,988,434.89	(212.69)
912797FJ1	UNITED STATES TREASURY	5.418	99.8822	11/09/2023	10,000,000.00	9,988,222.20	9,988,422.22	(200.02)
912797FW2	UNITED STATES TREASURY	5.502	99.0578	01/04/2024	25,000,000.00	24,764,444.50	24,765,880.00	(1,435.50)
912797HZ3	UNITED STATES TREASURY	5.501	98.8801	01/16/2024	10,000,000.00	9,888,005.60	9,887,636.11	369.49
912797HZ3	UNITED STATES TREASURY	5.498	98.8801	01/16/2024	10,000,000.00	9,888,005.60	9,887,688.89	316.71
912797JA6	UNITED STATES TREASURY	5.511	98.7734	01/23/2024	15,000,000.00	14,816,016.60	14,815,819.54	197.06
912797JA6	UNITED STATES TREASURY	5.520	98.7734	01/23/2024	50,000,000.00	49,386,722.00	49,384,993.06	1,728.94
912797GP6	UNITED STATES TREASURY	5.592	98.2300	02/29/2024	25,000,000.00	24,557,500.00	24,554,075.00	3,425.00
912797FH5	UNITED STATES TREASURY	5.466	97.1298	05/16/2024	50,000,000.00	48,564,909.50	48,570,176.74	(5,267.24)
912797GB7	UNITED STATES TREASURY	5.403	96.3772	07/11/2024	10,000,000.00	9,637,718.10	9,639,053.33	(1,335.23)
912797GK7	UNITED STATES TREASURY	5.463	95.9489	08/08/2024	30,000,000.00	28,784,675.10	28,782,918.89	1,756.21
---	UNITED STATES TREASURY	5.484	98.2844	02/27/2024	275,000,000.00	270,237,966.40	270,238,664.17	(697.77)

**US Gov
US GOV**

Cusip	Description	Yield	Market Price	Final Maturity	Par Value	Market Value	Book Value	Net Unrealized Gain/Loss
91282CDM0	UNITED STATES TREASURY	2.495	99.6094	11/30/2023	15,000,000.00	14,941,406.25	14,976,852.48	(35,446.23)
912828Z9	UNITED STATES TREASURY	5.025	99.2813	01/31/2024	25,000,000.00	24,820,312.50	24,848,164.06	(27,851.56)
91282CBM2	UNITED STATES TREASURY	0.219	98.5000	02/15/2024	25,000,000.00	24,625,000.00	24,993,225.34	(368,225.34)
91282CBR1	UNITED STATES TREASURY	0.287	98.1094	03/15/2024	50,000,000.00	49,054,687.50	49,993,194.94	(938,507.44)
912828W71	UNITED STATES TREASURY	2.395	98.6250	03/31/2024	30,000,000.00	29,587,500.00	29,967,562.63	(380,062.63)
91282CEG2	UNITED STATES TREASURY	2.358	98.6875	03/31/2024	10,000,000.00	9,868,750.00	9,995,666.64	(126,916.64)
9128286R6	UNITED STATES TREASURY	4.390	98.3906	04/30/2024	25,000,000.00	24,597,656.25	24,743,927.79	(146,271.54)
912828WJ5	UNITED STATES TREASURY	5.256	98.4063	05/15/2024	50,000,000.00	49,203,125.00	49,288,906.70	(85,781.70)
91282CCC3	UNITED STATES TREASURY	4.274	97.2344	05/15/2024	15,000,000.00	14,585,156.25	14,687,228.01	(102,071.76)
912828XT2	UNITED STATES TREASURY	2.567	98.0000	05/31/2024	10,000,000.00	9,800,000.00	9,968,140.79	(168,140.79)
91282CER8	UNITED STATES TREASURY	2.502	98.2969	05/31/2024	20,000,000.00	19,659,375.00	19,999,773.43	(340,398.43)
91282CER8	UNITED STATES TREASURY	2.563	98.2969	05/31/2024	20,000,000.00	19,659,375.00	19,992,966.61	(333,591.61)
91282CCG4	UNITED STATES TREASURY	5.185	96.8125	06/15/2024	10,000,000.00	9,681,250.00	9,705,533.51	(24,283.51)
912828XX3	UNITED STATES TREASURY	3.217	97.7188	06/30/2024	10,000,000.00	9,771,875.00	9,922,552.71	(150,677.71)
912828XX3	UNITED STATES TREASURY	2.558	97.7188	06/30/2024	25,000,000.00	24,429,687.50	24,910,444.08	(480,756.58)
91282CF44	UNITED STATES TREASURY	5.386	98.1719	07/31/2024	100,000,000.00	98,171,875.00	98,282,958.98	(111,083.98)
912828D56	UNITED STATES TREASURY	5.503	97.5938	08/15/2024	50,000,000.00	48,796,875.00	48,812,306.50	(15,431.50)
912828D56	UNITED STATES TREASURY	5.508	97.5938	08/15/2024	5,000,000.00	4,879,687.50	4,881,056.50	(1,369.00)
91282CFG1	UNITED STATES TREASURY	5.441	98.1719	08/31/2024	25,000,000.00	24,542,968.75	24,562,001.81	(19,033.06)
91282CCX7	UNITED STATES TREASURY	0.439	95.6719	09/15/2024	25,000,000.00	23,917,968.75	24,986,072.40	(1,068,103.65)
91282CCX7	UNITED STATES TREASURY	0.438	95.6719	09/15/2024	25,000,000.00	23,917,968.75	24,986,344.18	(1,068,375.43)
91282CFN6	UNITED STATES TREASURY	4.215	98.9219	09/30/2024	25,000,000.00	24,730,468.75	25,007,585.39	(277,116.64)
91282CFN6	UNITED STATES TREASURY	5.439	98.9219	09/30/2024	70,000,000.00	69,245,312.50	69,266,113.28	(20,800.78)
91282CB4	UNITED STATES TREASURY	0.754	95.5313	10/15/2024	25,000,000.00	23,882,812.50	24,969,670.12	(1,086,857.62)
912828VY6	UNITED STATES TREASURY	1.747	95.8750	11/30/2024	25,000,000.00	23,968,750.00	24,935,336.91	(966,586.91)
912828ZC7	UNITED STATES TREASURY	0.540	94.6563	02/28/2025	10,000,000.00	9,465,625.00	10,076,876.81	(611,251.81)
912828ZF0	UNITED STATES TREASURY	0.647	93.5625	03/31/2025	25,000,000.00	23,390,625.00	24,948,916.74	(1,558,291.74)
912828ZF0	UNITED STATES TREASURY	0.619	93.5625	03/31/2025	25,000,000.00	23,390,625.00	24,958,381.74	(1,567,756.74)
91282CEH0	UNITED STATES TREASURY	2.647	96.3438	04/15/2025	10,000,000.00	9,634,375.00	9,996,963.63	(362,588.63)
912828ZL7	UNITED STATES TREASURY	0.445	93.0625	04/30/2025	15,000,000.00	13,959,375.00	14,984,475.00	(1,025,100.00)
9128284R8	UNITED STATES TREASURY	2.799	96.5156	05/31/2025	15,000,000.00	14,477,343.75	15,017,084.13	(539,740.38)
91282CA87	UNITED STATES TREASURY	0.675	91.8750	07/31/2025	25,000,000.00	22,968,750.00	24,817,127.22	(1,848,377.22)
91282CAM3	UNITED STATES TREASURY	0.815	91.2813	09/30/2025	25,000,000.00	22,820,312.50	24,734,615.63	(1,914,303.13)
91282CAM3	UNITED STATES TREASURY	0.950	91.2813	09/30/2025	25,000,000.00	22,820,312.50	24,671,946.11	(1,851,633.61)
91282CB4	UNITED STATES TREASURY	0.700	90.6094	12/31/2025	25,000,000.00	22,652,343.75	24,826,937.64	(2,174,593.89)
91282CBH3	UNITED STATES TREASURY	2.447	90.2344	01/31/2026	15,000,000.00	13,535,156.25	14,336,633.98	(801,477.73)
91282CBH3	UNITED STATES TREASURY	0.586	90.2344	01/31/2026	10,000,000.00	9,023,437.50	9,953,264.33	(929,826.83)
91282CBH3	UNITED STATES TREASURY	0.593	90.2344	01/31/2026	10,000,000.00	9,023,437.50	9,951,709.16	(928,271.66)
912828P46	UNITED STATES TREASURY	0.799	92.7188	02/15/2026	10,000,000.00	9,271,875.00	10,185,291.85	(913,416.85)

912828P46	UNITED STATES TREASURY	0.670	92.7188	02/15/2026	10,000,000.00	9,271,875.00	10,215,033.62	(943,158.62)
91282CBQ3	UNITED STATES TREASURY	0.591	90.2031	02/28/2026	20,000,000.00	18,040,625.00	19,958,294.59	(1,917,669.59)
91282CBT7	UNITED STATES TREASURY	0.715	90.5781	03/31/2026	25,000,000.00	22,644,531.25	25,020,768.90	(2,376,237.65)
91282CJ8	UNITED STATES TREASURY	0.882	90.0781	06/30/2026	20,000,000.00	18,015,625.00	19,996,360.62	(1,980,735.62)
91282CCJ8	UNITED STATES TREASURY	0.906	90.0781	06/30/2026	35,000,000.00	31,527,343.75	34,971,601.45	(3,444,257.70)
91282CCW9	UNITED STATES TREASURY	0.832	89.0938	08/31/2026	25,000,000.00	22,273,437.50	24,943,609.20	(2,670,171.70)
91282CCW9	UNITED STATES TREASURY	0.902	89.0938	08/31/2026	25,000,000.00	22,273,437.50	24,895,213.00	(2,621,775.50)
91282CCZ2	UNITED STATES TREASURY	0.982	89.2813	09/30/2026	20,000,000.00	17,856,250.00	19,939,302.82	(2,083,052.82)
91282CCZ2	UNITED STATES TREASURY	2.540	89.2813	09/30/2026	15,000,000.00	13,392,187.50	14,316,682.18	(924,494.68)
91282CDG3	UNITED STATES TREASURY	2.884	89.6250	10/31/2026	10,000,000.00	8,962,500.00	9,509,203.88	(546,703.88)
912810EY0	UNITED STATES TREASURY	4.205	104.1250	11/15/2026	25,000,000.00	26,031,250.00	26,585,399.61	(554,149.61)
91282CDK4	UNITED STATES TREASURY	4.099	89.7031	11/30/2026	25,000,000.00	22,425,781.25	22,996,434.78	(570,653.53)
912810EZ7	UNITED STATES TREASURY	3.048	104.8906	02/15/2027	15,000,000.00	15,733,593.75	16,636,253.88	(902,660.13)
91282CEF4	UNITED STATES TREASURY	2.502	92.6250	03/31/2027	25,000,000.00	23,156,250.00	24,998,667.26	(1,842,417.26)
91282CEF4	UNITED STATES TREASURY	2.503	92.6250	03/31/2027	25,000,000.00	23,156,250.00	24,997,334.51	(1,841,084.51)
91282ZS2	UNITED STATES TREASURY	2.845	85.7500	05/31/2027	20,000,000.00	17,150,000.00	18,445,991.49	(1,295,991.49)
91282CEW7	UNITED STATES TREASURY	3.109	94.5938	06/30/2027	15,000,000.00	14,189,062.50	15,071,137.71	(882,075.21)
91282CEW7	UNITED STATES TREASURY	3.213	94.5938	06/30/2027	15,000,000.00	14,189,062.50	15,018,589.12	(829,526.62)
912810FA1	UNITED STATES TREASURY	3.247	104.7500	08/15/2027	15,000,000.00	15,712,500.00	16,628,752.98	(916,252.98)
912810FA1	UNITED STATES TREASURY	3.483	104.7500	08/15/2027	15,000,000.00	15,712,500.00	16,496,999.01	(784,499.01)
91282CFH9	UNITED STATES TREASURY	3.269	93.9219	08/31/2027	5,000,000.00	4,696,093.75	4,974,710.88	(278,617.13)
912810FB9	UNITED STATES TREASURY	4.003	104.4063	11/15/2027	15,000,000.00	15,660,937.50	16,154,876.37	(493,938.87)
91282CFZ9	UNITED STATES TREASURY	3.840	96.3438	11/30/2027	15,000,000.00	14,451,562.50	15,018,884.54	(567,322.04)
91282CFZ9	UNITED STATES TREASURY	4.048	96.3438	11/30/2027	25,000,000.00	24,085,937.50	24,839,618.85	(753,681.35)
91282CHK0	UNITED STATES TREASURY	4.125	96.5313	06/30/2028	25,000,000.00	24,132,812.50	24,869,829.62	(737,017.12)
---	UNITED STATES TREASURY	2.741	95.6727	07/26/2025	1,445,000,000.00	1,381,514,843.75	1,439,643,360.61	(58,128,516.86)

Summary

Cusip	Description	Yield	Market Price	Final Maturity	Par Value	Market Value	Book Value	Net Unrealized Gain/Loss
---	---	4.071	94.9743	04/11/2025	13,421,327,226.00	13,049,914,170.48	13,354,193,134.55	(304,278,964.06)



COUNTY OF RIVERSIDE
TREASURER-TAX COLLECTOR
CAPITAL MARKETS

COUNTY ADMINISTRATIVE CENTER
4080 LEMON STREET,
4TH FLOOR,
RIVERSIDE, CA 92502-2205