

COUNTY OF RIVERSIDE TREASURER-TAX COLLECTOR'S

MANAGED BY

Matt Jennings
Treasurer-Tax Collector

Giovane Pizano
Assistant Treasurer


John Byerly
Chief Investment Officer

Steve Faeth
Senior Investment Officer

Isela Licea
Investment Officer

COUNTY ADMINISTRATIVE CENTER
4080 LEMON STREET,
4TH FLOOR,
RIVERSIDE, CA 92502-2205

WWW.COUNTYTREASURER.ORG



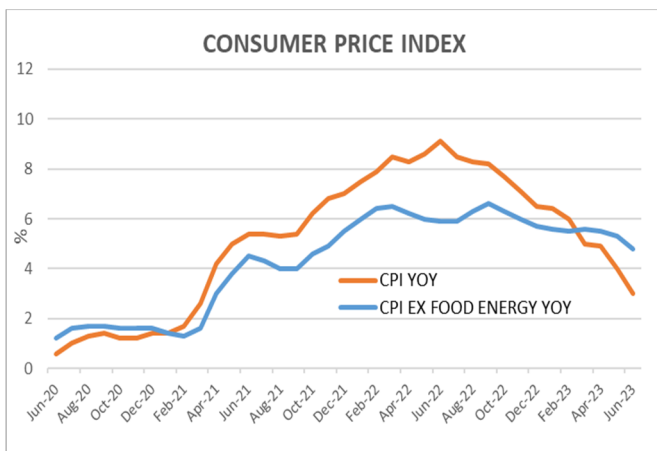
**TREASURER-TAX COLLECTOR'S
POOLED INVESTMENT FUND**

July 2023 REPORT

Inflation Finally Cooling

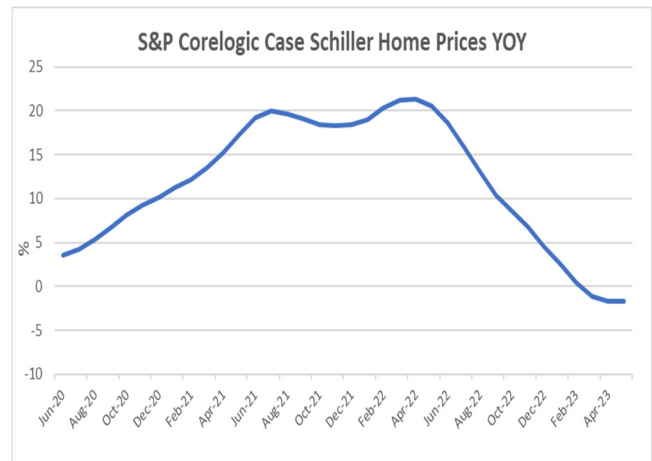
The economy of the United States is developing signs of slowing, driving the inflation rate lower. Job growth indicators weakened in July, with the monthly Nonfarm Payroll Index showing only 209,000 jobs were added. In addition, the Bureau of Labor Statistics revised their previous two month's values down. While this new trend in hiring is now clearly weaker, a 200k+ monthly job gain is still healthy.

Central to the interest rate story, and driving Federal Reserve action, is inflation. One measure of inflation, the Consumer Price Index (CPI), was reported up 3.00% on an annual basis, a significant deceleration from previous months. This is much improved from June 2022's 9.1% inflation rate and closing in on the Fed's desired 2.00% target level.



Housing, a major component of consumer costs, played a part in the CPI cooling. Higher mortgage costs are taking their toll on home sales, with many buyers unable to qualify for substantially higher monthly mortgage payments caused by higher rates. As home

buying activity slows, home prices are stabilizing. According to CoreLogic data, over the last 12 months, Inland Empire homes sold slipped 27%, while prices are finally capitulating, falling between 3-5%.



Seeing the FED's apparent success at reigning in inflation, investors are expecting the FED to pause their increases to short-term interest rates. This view encourages investors to lock-in interest rates by selecting securities with longer maturities. Intermediate yields dropped slightly in July. The 2-year Treasury Note yield began the month at a 4.94% yield and ended the month at 4.88%. The 5-year Treasury Note began the month at a 4.19% yield and ended the month at 4.18%. Stocks rose in July, with the Dow Jones Industrial Average beginning the month at 34,400 and ending the month at 35,600.

Matt Jennings

Treasurer-Tax Collector

Treasurer Tax-Collector Statement



PORTFOLIO SUMMARY

Month End Values \$
are Expressed in

000,000	Jul-23	Jan-23	Jul-22
Principal Value	13,117.15	13,032.62	11,179.87
Market Value*	12,887.89	12,795.38	10,985.70
Book Value*	13,177.60	13,063.40	11,189.74
Unrealized Gain/Loss*	(289.71)	(268.02)	(204.04)
Paper Gain or Loss %	-2.199%	-2.052%	-1.823%
Yield	3.86	3.15	1.25
WAM (Yrs)	1.35	1.34	1.23

* Market values do not include accrued interest.

* Book Value is amount paid changed by amortization. Accretion, adjustments, write downs

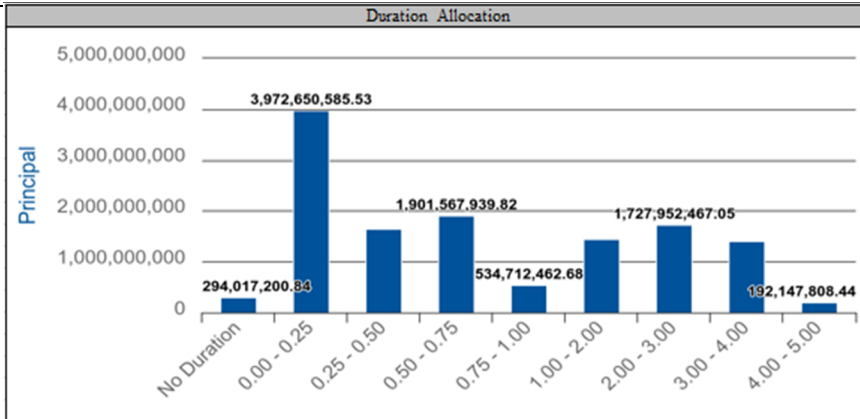
* Unrealized Gain/Loss is Market Value - Book Value

The Treasurer's Pooled Investment Fund is comprised of contributions from the county, schools, special districts, and other discretionary depositors throughout the County of Riverside. The primary objective of the Treasurer shall be to **safeguard the principal** of the funds under the Treasurer's control, meet the **liquidity needs** of the depositor, and to maximize a **return on the funds** within the given parameters.

The Treasurer-Tax Collector and the Capital Markets team are committed to maintaining the highest credit ratings. The Treasurer's Pooled Investment Fund is currently rated **Aaa-bf** by **Moody's Investor Service** and **AAAf/S1** by **Fitch Ratings**, two of the nation's most trusted bond credit rating services.

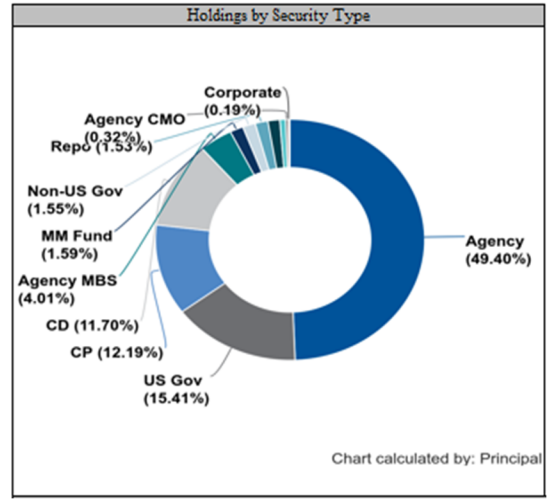
Since its inception, the Treasurer's Pooled Investment Fund has been in **full compliance** with the Treasurer's Statement of Investment Policy, which is more restrictive than California Government Code 53646.

TPIF STATS



Rating	Moody's Rating	Market Value	Fitch Rating
AAA	Aaa	575,241,989.77	---
AA+	Aaa	6,191,756,865.10	---
AA	Aa2	74,303,369.60	---
AA-	Aa2	9,325,389.00	---
NA	NA	615,007,875.84	---
A-1+	P-1	4,445,101,933.93	---
A-1	P-1	977,159,254.04	---

Security Type Category	Days to Final Maturity	Par Value	Market Price	Yield	Principal
Corporate	168	25,000,000.00	99.1537	4.967	24,674,750.00
Agency CMO	689	42,745,801.29	96.4371	4.588	41,675,380.26
Mutual Fund	---	93,213,169.12	1.0086	4.730	94,017,200.84
Muni	484	184,460,000.00	97.0310	1.795	185,310,815.00
Repo	1	200,000,000.00	100.0000	5.320	200,000,000.00
Non-US Gov	415	203,895,000.00	96.4264	2.221	202,808,207.58
MM Fund	0	208,000,000.00	1.0000	5.298	208,000,000.00
Agency MBS	1372	534,680,524.53	95.9185	4.196	525,680,751.18
CD	132	1,535,000,000.00	100.0000	5.484	1,535,000,000.00
CP	75	1,631,990,000.00	98.9971	5.276	1,598,282,121.84
US Gov	485	2,040,000,000.00	96.8202	3.221	2,021,473,230.55
Agency	646	6,537,952,250.00	96.4471	3.301	6,480,233,974.78
Total	493	13,236,936,744.95	95.1043	3.863	13,117,156,432.03



PORTFOLIO CASHFLOWS

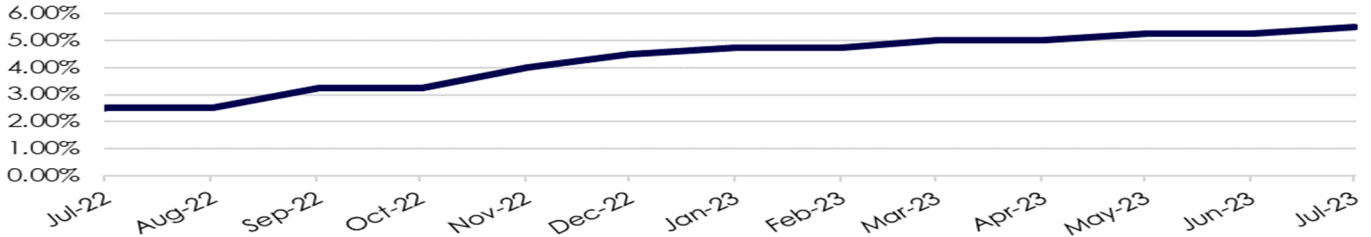
Month	Monthly Receipts	Monthly Disbursements	Difference	Required Maturated Investments	Balance	Actual Investments Maturing	Available to Invest > 1 Year
08/2023					62.09		
08/2023	1,800.00	1,600.00	200.00		200.00	1,541.39	
09/2023	2,100.00	1,750.00	350.00		550.00	1,334.37	
10/2023	1,750.00	2,100.00	-350.00		200.00	1,042.08	
11/2023	1,670.00	1,800.00	-130.00		70.00	705.25	
12/2023	3,900.00	1,800.00	2100.00		2,170.00	224.98	
01/2024	1,800.00	2,800.00	-1000.00		1,170.00	846.26	
02/2024	1,600.00	2,200.00	-600.00		570.00	432.57	
03/2024	2,600.00	1,900.00	700.00		1,270.00	743.22	
04/2024	3,131.00	2,100.00	1031.00		2,301.00	203.17	
05/2024	2,300.00	3,075.25	-775.25		1,525.75	497.08	
06/2024	2,100.00	2,300.00	-200.00		1,325.75	346.22	
07/2024	1,200.00	2,300.00	-1100.00		225.75	87.81	
TOTALS	25,951.00	25,725.25	225.75	-	11,640.34	8,004.39	13,236.93
				0.00%		60.47%	100.00%

FIXED INCOME MARKETS

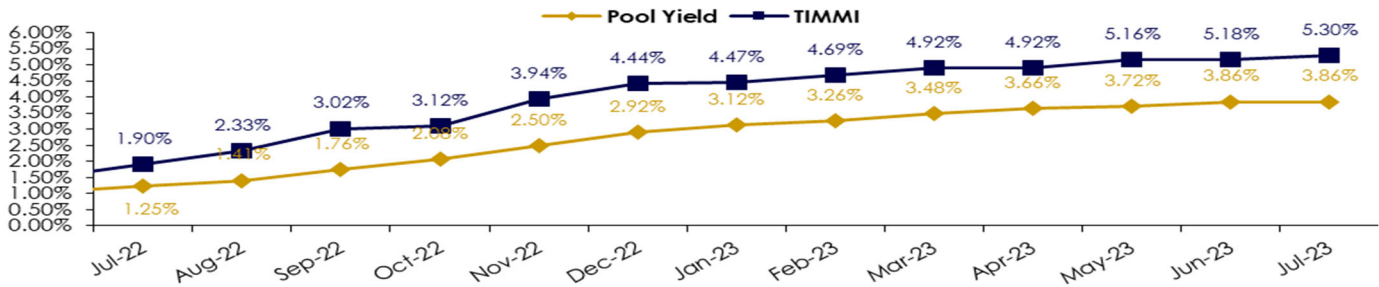
FED FUNDS UPPER LIMIT RATE

Fed Fund Rate: 5.25% to 5.50%

Next FOMC Scheduled Meeting: 09/20/2023



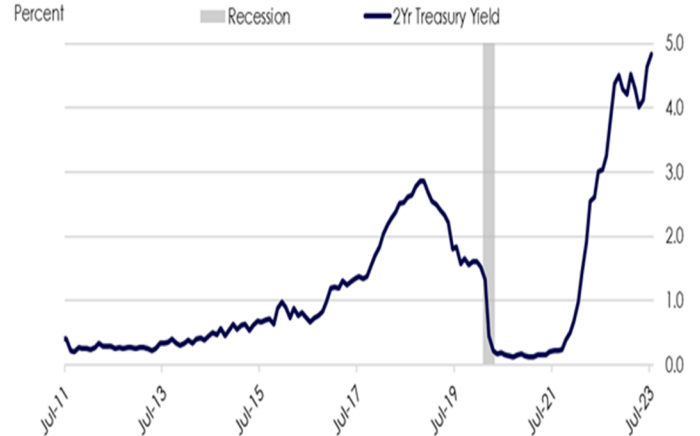
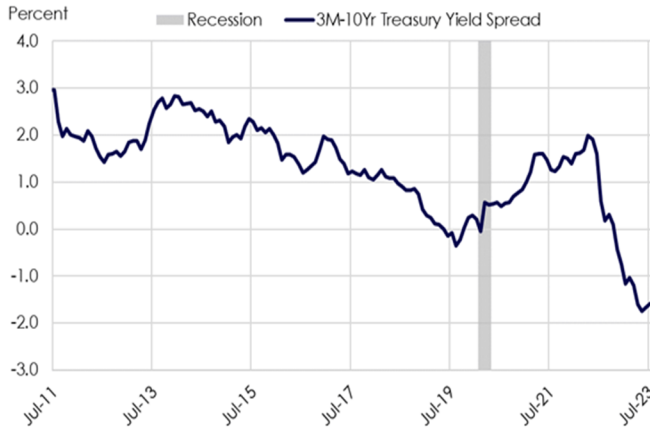
TIMMI



The Treasurer's Institutional Money Market Index (TIMMI) is a composite index of four AAA rated prime institutional money market funds.

Their average yield is compared to the yield of the Treasurer's Pooled Investment Fund in the above graph.

US Treasury Market



US Treasury Yield Curve	3 Mo	6 Mo	1 Yr	2 Yr	3 Yr	5 Yr	10 Yr	30 Yr
07/31/2023 - 07/03/2023	0.11	0.00	-0.06	-0.06	-0.05	-0.01	0.11	0.15
07/31/2023	5.55	5.53	5.37	4.88	4.51	4.18	3.97	4.02
07/03/2023	5.44	5.53	5.43	4.94	4.56	4.19	3.86	3.87

Compliance Status: Full Compliance

The Treasurer's Pooled Investment Fund was in full compliance with the County of Riverside's Treasurer's Statement of Investment Policy. The County's Statement of Investment Policy is more restrictive than California Government Code 53646. The County's Investment Policy is reviewed annually by the County of Riverside's Oversight Committee and approved by the Board of Supervisors.

Investment Category	GOVERNMENT CODE			COUNTY INVESTMENT POLICY			Actual % of Book Value
	Maximum Maturity	Authorized % Limit	S&P/ Moody's	Maximum Maturity	Authorized % Limit	S&P/ Moody's	
MUNICIPAL BONDS (MUNI)	5 YEARS	NO LIMIT	NA	4 YEARS	15%	AA-/Aa3/AA-	1.34%
U.S. TREASURIES	5 YEARS	NO LIMIT	NA	5 YEARS	100%	NA	15.43%
LOCAL AGENCY OBLIGATIONS (LAO)	5 YEARS	NO LIMIT	NA	3 YEARS	2.50%	INVESTMENT GRADE	0.00%
FEDERAL AGENCIES	5 YEARS	NO LIMIT	AAA	5 YEARS	100%	NA	53.72%
COMMERCIAL PAPER (CP)	270 DAYS	40%	A1/P1	270 DAYS	40%	A1/P1/F1	12.26%
NEGOTIABLE CERTIFICATE OF DEPOSITS & COLLATERALIZED TIME DEPOSITS (NCD & TCD)	5 YEARS	30%	NA	1 YEAR	25% Combined	A1/P1/F1	11.65%
INT'L BANK FOR RECONSTRUCTION AND DEVELOPMENT AND INT'L FINANCE CORPORATION	NA	NA	NA	4 YEARS	20%	AA/Aa/AA	1.54%
REPURCHASE AGREEMENTS (REPO)	1 YEARS	NO LIMIT	NA	45 DAYS	40% max, 25% in term repo over 7 days	A1/P1/F1	1.52%
REVERSE REPOS	92 DAYS	20%	NA	60 DAYS	10%	NA	0.00%
MEDIUM TERM NOTES (MTNO)	5 YEARS	30%	A	3 YEARS	20%	A/A2/A	0.19%
CALTRUST SHORT TERM FUND	NA	NA	NA	DAILY LIQUIDITY	1.00%	NA	0.71%
MONEY MARKET MUTUAL FUNDS (MMF)	60 DAYS ⁽¹⁾	20%	AAA/Aaa ⁽²⁾	DAILY LIQUIDITY	20%	AAA by 2 Of 3 RATINGS AGC.	0.05%
LOCAL AGENCY INVESTMENT FUND (LAIF)	NA	NA	NA	DAILY LIQUIDITY	Max \$50 million	NA	0.00%
CASH/DEPOSIT ACCOUNT	NA	NA	NA	NA	NA	NA	1.52%

Agency
AGCY BOND

Cusip	Description	Yield	Market Price	Final Maturity	Par Value	Market Value	Book Value	Net Unrealized Gain/Loss
3133ELSE2	FEDERAL FARM CREDIT BANKS FUNDING CORP	0.320	99.8748	08/10/2023	15,945,000.00	15,925,036.86	15,945,000.00	(19,963.14)
3130ATRJR	FEDERAL HOME LOAN BANKS	4.680	99.9689	08/15/2023	25,000,000.00	24,992,225.00	24,999,798.31	(7,573.31)
3130ATYZ4	FEDERAL HOME LOAN BANKS	4.840	99.9757	08/15/2023	50,000,000.00	49,987,850.00	50,000,000.00	(12,150.00)
3136G4K51	FEDERAL NATIONAL MORTGAGE ASSOCIATION	0.310	99.7767	08/17/2023	15,000,000.00	14,966,505.00	15,000,000.00	(33,495.00)
3135G0U43	FEDERAL NATIONAL MORTGAGE ASSOCIATION	2.345	99.6999	09/12/2023	30,000,000.00	29,909,970.00	30,017,666.74	(107,696.74)
3130ATEZ6	FEDERAL HOME LOAN BANKS	4.200	99.8177	09/20/2023	15,000,000.00	14,972,655.00	15,000,000.00	(27,345.00)
3133EMLE0	FEDERAL FARM CREDIT BANKS FUNDING CORP	0.190	99.2630	09/22/2023	10,000,000.00	9,926,300.00	10,000,000.00	(73,700.00)
3130ATBH9	FEDERAL HOME LOAN BANKS	3.700	99.7154	09/27/2023	20,000,000.00	19,943,080.00	20,000,000.00	(56,920.00)
3130ASLE7	FEDERAL HOME LOAN BANKS	3.203	99.6271	09/29/2023	25,000,000.00	24,906,775.00	25,000,000.00	(93,225.00)
3130ATE52	FEDERAL HOME LOAN BANKS	4.200	99.7839	09/29/2023	50,000,000.00	49,891,950.00	50,000,000.00	(108,050.00)
3133EJD48	FEDERAL FARM CREDIT BANKS FUNDING CORP	3.092	99.5903	10/02/2023	10,000,000.00	9,959,030.00	9,999,296.30	(40,266.30)
3133EMDM1	FEDERAL FARM CREDIT BANKS FUNDING CORP	0.270	98.8797	10/20/2023	10,000,000.00	9,887,970.00	10,000,000.00	(112,030.00)
3130AUH23	FEDERAL HOME LOAN BANKS	5.011	99.8806	10/27/2023	25,000,000.00	24,970,150.00	25,000,000.00	(29,850.00)
3130AUYY0	FEDERAL HOME LOAN BANKS	5.047	99.8758	11/01/2023	25,000,000.00	24,968,950.00	24,997,771.32	(28,821.32)
3137EAEZ8	FEDERAL HOME LOAN MORTGAGE CORP	0.280	98.6501	11/06/2023	10,000,000.00	9,865,010.00	9,999,202.54	(134,192.54)
313588NY7	FEDERAL NATIONAL MORTGAGE ASSOCIATION	5.111	98.5632	11/07/2023	15,000,000.00	14,784,480.00	14,798,487.50	(14,007.50)
3130AUUB8	FEDERAL HOME LOAN BANKS	5.010	99.8921	11/08/2023	50,000,000.00	49,946,050.00	50,000,000.00	(53,950.00)
3135G06F5	FEDERAL NATIONAL MORTGAGE ASSOCIATION	0.310	98.5068	11/16/2023	5,000,000.00	4,925,340.00	5,000,000.00	(74,660.00)
3135GA3N9	FEDERAL NATIONAL MORTGAGE ASSOCIATION	0.300	98.5039	11/16/2023	10,000,000.00	9,850,390.00	10,000,000.00	(149,610.00)
3134GXBL7	FEDERAL HOME LOAN MORTGAGE CORP	0.325	98.5217	11/16/2023	15,000,000.00	14,778,255.00	14,998,899.42	(220,644.42)
3133EN2T6	FEDERAL FARM CREDIT BANKS FUNDING CORP	4.800	99.7132	11/21/2023	15,000,000.00	14,956,980.00	14,997,778.90	(40,798.90)
3134GXCA0	FEDERAL HOME LOAN MORTGAGE CORP	0.328	98.3958	11/24/2023	10,710,000.00	10,538,190.18	10,709,716.15	(171,525.97)
3134GXCA0	FEDERAL HOME LOAN MORTGAGE CORP	0.328	98.3958	11/24/2023	10,000,000.00	9,839,580.00	9,999,737.14	(160,157.14)
3130APXH3	FEDERAL HOME LOAN BANKS	2.589	98.5036	11/27/2023	20,000,000.00	19,700,720.00	19,887,588.34	(186,868.34)
3133EMHL9	FEDERAL FARM CREDIT BANKS FUNDING CORP	0.310	98.3073	11/30/2023	10,000,000.00	9,830,730.00	10,000,000.00	(169,270.00)
3133EMQ06	FEDERAL FARM CREDIT BANKS FUNDING CORP	0.253	98.1832	12/08/2023	9,931,000.00	9,750,573.59	9,931,007.27	(180,433.68)
3133EMKW1	FEDERAL FARM CREDIT BANKS FUNDING CORP	0.235	97.9710	12/21/2023	20,000,000.00	19,594,200.00	19,998,047.29	(403,847.29)
3133EMKW1	FEDERAL FARM CREDIT BANKS FUNDING CORP	0.235	97.9710	12/21/2023	10,000,000.00	9,797,100.00	9,999,026.32	(201,926.32)
3130AQF57	FEDERAL HOME LOAN BANKS	0.736	98.1474	12/22/2023	25,000,000.00	24,536,850.00	24,989,226.03	(452,376.03)
3130AKKP0	FEDERAL HOME LOAN BANKS	0.235	97.9489	12/22/2023	15,000,000.00	14,692,335.00	14,997,367.35	(305,032.35)
3130AUE67	FEDERAL HOME LOAN BANKS	4.838	99.7116	12/27/2023	25,000,000.00	24,927,900.00	24,991,336.09	(63,436.09)
3133EML77	FEDERAL FARM CREDIT BANKS FUNDING CORP	0.235	97.8699	12/28/2023	15,000,000.00	14,680,485.00	14,998,464.69	(317,979.69)
3133EML77	FEDERAL FARM CREDIT BANKS FUNDING CORP	0.244	97.8699	12/28/2023	10,000,000.00	9,786,990.00	9,998,620.13	(211,630.13)
3130AKL79	FEDERAL HOME LOAN BANKS	0.250	97.8858	12/28/2023	10,000,000.00	9,788,580.00	10,000,000.00	(211,420.00)
3130ASKB4	FEDERAL HOME LOAN BANKS	3.350	99.1114	12/29/2023	25,000,000.00	24,777,850.00	25,000,000.00	(222,150.00)
3133EN5M8	FEDERAL FARM CREDIT BANKS FUNDING CORP	4.875	99.7530	01/10/2024	25,000,000.00	24,938,250.00	25,000,000.00	(61,750.00)
3130AUM92	FEDERAL HOME LOAN BANKS	4.847	99.6901	01/19/2024	25,000,000.00	24,922,525.00	24,989,002.12	(66,477.12)
3134GVMC6	FEDERAL HOME LOAN MORTGAGE CORP	0.420	97.6570	01/24/2024	15,000,000.00	14,648,550.00	15,000,000.00	(351,450.00)
3130AUPW8	FEDERAL HOME LOAN BANKS	4.870	99.8600	01/26/2024	25,000,000.00	24,965,000.00	24,985,857.53	(20,857.53)
3130AUPW8	FEDERAL HOME LOAN BANKS	4.850	99.8600	01/26/2024	35,000,000.00	34,951,000.00	34,983,528.90	(32,528.90)
3130AQQC1	FEDERAL HOME LOAN BANKS	4.875	99.7347	01/30/2024	25,000,000.00	24,933,675.00	25,000,000.00	(66,325.00)
3130AQQC1	FEDERAL HOME LOAN BANKS	4.875	99.7347	01/30/2024	25,000,000.00	24,933,675.00	25,000,000.00	(66,325.00)
3130AURR7	FEDERAL HOME LOAN BANKS	5.101	99.6708	02/02/2024	25,755,000.00	25,670,214.54	25,710,601.89	(40,387.35)
3130AUMZ9	FEDERAL HOME LOAN BANKS	5.100	99.8280	02/21/2024	50,000,000.00	49,914,000.00	50,000,000.00	(86,000.00)
3135GA5A5	FEDERAL NATIONAL MORTGAGE ASSOCIATION	0.350	97.0531	02/23/2024	20,000,000.00	19,410,620.00	20,000,000.00	(589,380.00)
3130AVLM2	FEDERAL HOME LOAN BANKS	5.058	99.6980	02/27/2024	50,000,000.00	49,849,000.00	50,000,000.00	(151,000.00)
3130ARH99	FEDERAL HOME LOAN BANKS	2.180	98.1733	02/28/2024	7,000,000.00	6,872,131.00	6,997,611.66	(125,480.66)
3136G4Z97	FEDERAL NATIONAL MORTGAGE ASSOCIATION	0.375	97.0089	02/28/2024	10,000,000.00	9,700,890.00	10,000,000.00	(299,110.00)
3133ELN9J	FEDERAL FARM CREDIT BANKS FUNDING CORP	1.542	97.6993	02/28/2024	5,000,000.00	4,884,965.00	5,000,000.00	(115,035.00)
3133EPCB9	FEDERAL FARM CREDIT BANKS FUNDING CORP	5.116	99.8636	02/28/2024	25,000,000.00	24,965,900.00	24,997,254.11	(31,354.11)
3130AVAJ1	FEDERAL HOME LOAN BANKS	5.337	99.8923	03/06/2024	50,000,000.00	49,946,150.00	49,974,983.61	(28,833.61)
3130AVEH9	FEDERAL HOME LOAN BANKS	5.312	99.9277	03/08/2024	10,000,000.00	9,992,770.00	10,000,000.00	(7,230.00)
3133ENRR3	FEDERAL FARM CREDIT BANKS FUNDING CORP	1.764	97.7129	03/14/2024	20,000,000.00	19,542,580.00	19,983,181.40	(440,601.40)
3133EMTW2	FEDERAL FARM CREDIT BANKS FUNDING CORP	0.307	96.8636	03/18/2024	25,000,000.00	24,215,900.00	24,998,874.21	(782,974.21)
3130ARF55	FEDERAL HOME LOAN BANKS	2.000	97.6967	03/28/2024	10,000,000.00	9,769,670.00	10,000,000.00	(230,330.00)
3130AKKF2	FEDERAL HOME LOAN BANKS	0.279	96.5284	03/28/2024	15,000,000.00	14,479,260.00	14,999,086.92	(519,826.92)
3130AKKF2	FEDERAL HOME LOAN BANKS	0.270	96.5284	03/28/2024	10,000,000.00	9,652,840.00	10,000,000.00	(347,160.00)
3130AKKF2	FEDERAL HOME LOAN BANKS	0.270	96.5284	03/28/2024	15,000,000.00	14,479,260.00	15,000,000.00	(520,740.00)
3136G43W1	FEDERAL NATIONAL MORTGAGE ASSOCIATION	0.320	96.5601	03/28/2024	10,000,000.00	9,656,010.00	10,000,000.00	(343,990.00)
3130AVFY3	FEDERAL HOME LOAN BANKS	5.150	99.7373	03/28/2024	50,000,000.00	49,868,650.00	50,000,000.00	(131,350.00)
3130AVBR2	FEDERAL HOME LOAN BANKS	5.514	99.8609	04/01/2024	20,000,000.00	19,972,180.00	20,000,000.00	(27,820.00)
3133EMV12	FEDERAL FARM CREDIT BANKS FUNDING CORP	0.330	96.4551	04/05/2024	10,000,000.00	9,645,510.00	10,000,000.00	(354,490.00)
3130ALTJ3	FEDERAL HOME LOAN BANKS	0.375	96.4434	04/08/2024	10,000,000.00	9,644,340.00	10,000,000.00	(355,660.00)
3130AVKY7	FEDERAL HOME LOAN BANKS	5.000	99.7133	04/10/2024	15,000,000.00	14,956,995.00	15,000,000.00	(43,005.00)
3135GAGD7	FEDERAL NATIONAL MORTGAGE ASSOCIATION	5.100	99.6507	04/11/2024	15,000,000.00	14,947,605.00	15,000,000.00	(52,395.00)
3133ENUS7	FEDERAL FARM CREDIT BANKS FUNDING CORP	2.580	97.8980	04/18/2024	10,000,000.00	9,789,800.00	10,000,000.00	(210,200.00)
3133ENUS7	FEDERAL FARM CREDIT BANKS FUNDING CORP	2.721	97.8980	04/18/2024	10,520,000.00	10,298,869.60	10,509,732.07	(210,862.47)
3135GAGQ8	FEDERAL NATIONAL MORTGAGE ASSOCIATION	5.050	99.5948	04/19/2024	15,000,000.00	14,939,220.00	15,000,000.00	(60,780.00)
3130AVPN6	FEDERAL HOME LOAN BANKS	5.120	99.6514	04/26/2024	10,000,000.00	9,965,140.00	10,000,000.00	(34,860.00)
3134GVAL0	FEDERAL HOME LOAN MORTGAGE CORP	0.500	96.2463	04/29/2024	15,000,000.00	14,436,945.00	15,000,000.00	(563,055.00)
3130AWBC3	FEDERAL HOME LOAN BANKS	5.210	99.8436	05/01/2024	50,000,000.00	49,921,800.00	50,000,000.00	(78,200.00)
3135GAP25	FEDERAL NATIONAL MORTGAGE ASSOCIATION	0.356	96.0865	05/03/2024	3,500,000.00	3,363,027.50	3,499,847.85	(136,820.35)
3130AVKR2	FEDERAL HOME LOAN BANKS	5.174	99.6512	05/03/2024	15,000,000.00	14,947,680.00	15,000,000.00	(52,320.00)
3130AVMG4	FEDERAL HOME LOAN BANKS	5.284	99.6975	05/06/2024	50,000,000.00	49,848,750.00	50,000,000.00	(151,250.00)
3130AV3N8	FEDERAL HOME LOAN BANKS	4.751	99.4983	05/08/2024	15,000,000.00	14,924,745.00	15,000,000.00	(75,255.00)
3130AVM74	FEDERAL HOME LOAN BANKS	4.383	99.2031	05/15/2024	15,000,000.00	14,880,465.00	15,000,000.00	(119,535.00)
3130AVM90	FEDERAL HOME LOAN BANKS	4.388	99.1422	05/15/2024	15,000,000.00	14,871,330.00	14,990,304.24	(118,974.24)
3130AVZU9	FEDERAL HOME LOAN BANKS	4.750	99.4845	05/15/2024	8,000,000.00	7,958,760.00	8,000,000.00	(41,240.00)
3135GAC33	FEDERAL NATIONAL MORTGAGE ASSOCIATION	0.350	95.9069	05/17/2024	10,000,000.00	9,590,690.00	10,000,000.00	(409,310.00)
3135GAC33	FEDERAL NATIONAL MORTGAGE ASSOCIATION	0.350	95.9069	05/17/2024	10,000,000.00	9,590,690.00	10,000,000.00	(409,310.00)
3130AVKU5	FEDERAL HOME LOAN BANKS	5.104	99.6093	05/17/2024	15,000,000.00	14,941,395.00	15,000,000.00	(58,605.00)
3130AVKS0	FEDERAL HOME LOAN BANKS	5.204	99.6530	05/17/2024	15,000,000.00	14,947,950.00	15,000,000.00	(52,050.00)
3130AVR46	FEDERAL HOME LOAN BANKS	5.304	99.6952	05/17/2024	25,000,000.00	24,923,800.00	25,000,000.00	(76,200.00)
3130AVLK6	FEDERAL HOME LOAN BANKS	5.054	99.5277	05/21/2024	50,000,000.00	49,763,850.00	50,000,000.00	(236,150.00)
3134GXCF9	FEDERAL HOME LOAN MORTGAGE CORP	0.400	95.8564	05/24/2024	10,000,000.00	9,585,640.00	10,000,000.00	(414,360.00)
3134GXCF9	FEDERAL HOME LOAN MORTGAGE CORP	0.400	95.8564	05/24/2024	10,000,000.00	9,585,640.00	10,000,000.00	(414,360.00)
3130AVU75	FEDERAL HOME LOAN BANKS	5.344	99.7168	05/24/2024	25,000,000.00	24,929,200.00	25,000,000.00	(70,800.00)
3130AW2G4	FEDERAL HOME LOAN BANKS	5.260	99.6804	05/24/2024	25,000,000.00	24,920,100.00	25,000,000.00	(79,900.00)
3134GVYX0	FEDERAL HOME LOAN MORTGAGE CORP	0.500	96.0042	06/03/2024	10,000,000.00	9,600,420.00	10,000,000.00	(399,580.00)
3130AVYY2	FEDERAL HOME LOAN BANKS	5.414	99.7086	0				

313664P31	FEDERAL NATIONAL MORTGAGE ASSOCIATION	0.450	94.7547	08/19/2024	3,701,000.00	3,506,871.45	3,701,000.00	(194,128.55)
3133EL40	FEDERAL FARM CREDIT BANKS FUNDING CORP	2.882	94.7748	08/19/2024	10,000,000.00	9,477,480.00	9,756,589.18	(279,109.18)
3135GA4R9	FEDERAL NATIONAL MORTGAGE ASSOCIATION	0.420	94.6768	08/23/2024	15,000,000.00	14,201,520.00	15,000,000.00	(798,480.00)
3133EL5S9	FEDERAL FARM CREDIT BANKS FUNDING CORP	2.905	94.5964	09/03/2024	10,000,000.00	9,459,640.00	9,746,208.32	(286,568.32)
3133EKQ47	FEDERAL FARM CREDIT BANKS FUNDING CORP	1.693	96.4448	09/10/2024	2,064,000.00	1,990,620.67	2,072,594.70	(81,974.02)
3134GWN85	FEDERAL HOME LOAN MORTGAGE CORP	0.450	94.4820	09/10/2024	10,000,000.00	9,448,200.00	10,000,000.00	(551,800.00)
3134GWL79	FEDERAL HOME LOAN MORTGAGE CORP	0.400	94.4291	09/10/2024	10,000,000.00	9,442,910.00	10,000,000.00	(557,090.00)
3134GWL79	FEDERAL HOME LOAN MORTGAGE CORP	0.400	94.4291	09/10/2024	10,000,000.00	9,442,910.00	10,000,000.00	(557,090.00)
3134GWN44	FEDERAL HOME LOAN MORTGAGE CORP	0.450	94.4702	09/11/2024	10,000,000.00	9,447,020.00	10,000,000.00	(552,980.00)
3136643H4	FEDERAL NATIONAL MORTGAGE ASSOCIATION	0.400	94.3571	09/16/2024	10,000,000.00	9,435,710.00	10,000,000.00	(564,290.00)
3133EK75	FEDERAL FARM CREDIT BANKS FUNDING CORP	1.671	95.8873	09/17/2024	6,128,000.00	5,875,973.74	6,123,246.15	(247,272.41)
3134GXVM3	FEDERAL HOME LOAN MORTGAGE CORP	3.001	97.2488	09/23/2024	15,000,000.00	14,587,320.00	15,000,000.00	(412,680.00)
3130ANX88	FEDERAL HOME LOAN BANKS	0.500	94.3355	09/27/2024	10,000,000.00	9,433,550.00	10,000,000.00	(566,450.00)
3130APBH7	FEDERAL HOME LOAN BANKS	0.590	94.4099	09/30/2024	20,000,000.00	18,881,980.00	19,995,335.77	(1,113,355.77)
3130ALTH7	FEDERAL HOME LOAN BANKS	0.510	94.3434	09/30/2024	25,000,000.00	23,585,850.00	25,000,000.00	(1,414,150.00)
3130ARMT5	FEDERAL HOME LOAN BANKS	2.838	96.7874	10/25/2024	10,000,000.00	9,678,740.00	9,995,549.34	(316,809.34)
3135G06E8	FEDERAL NATIONAL MORTGAGE ASSOCIATION	0.420	93.5851	11/18/2024	10,000,000.00	9,358,510.00	10,000,000.00	(641,490.00)
3130ALF25	FEDERAL HOME LOAN BANKS	0.400	93.4719	11/26/2024	5,000,000.00	4,673,595.00	5,000,000.00	(326,405.00)
3133ENGN4	FEDERAL FARM CREDIT BANKS FUNDING CORP	0.970	94.1080	12/09/2024	10,000,000.00	9,410,800.00	10,000,000.00	(589,200.00)
3130AK3T1	FEDERAL HOME LOAN BANKS	0.500	93.5037	12/09/2024	10,000,000.00	9,350,370.00	10,000,000.00	(649,630.00)
3130ANR88	FEDERAL HOME LOAN BANKS	0.553	93.4834	12/17/2024	10,000,000.00	9,348,340.00	9,999,575.40	(651,235.40)
3133EMLP5	FEDERAL FARM CREDIT BANKS FUNDING CORP	0.320	93.0641	12/23/2024	5,000,000.00	4,653,205.00	5,000,000.00	(346,795.00)
3133EMLP5	FEDERAL FARM CREDIT BANKS FUNDING CORP	0.320	93.0641	12/23/2024	15,000,000.00	13,959,615.00	15,000,000.00	(1,040,385.00)
3133EMLP5	FEDERAL FARM CREDIT BANKS FUNDING CORP	0.339	93.0641	12/23/2024	10,000,000.00	9,306,410.00	9,997,370.87	(690,960.87)
3133ENK58	FEDERAL FARM CREDIT BANKS FUNDING CORP	1.202	94.3637	01/06/2025	5,000,000.00	4,718,185.00	4,994,596.70	(276,411.70)
3135G0X24	FEDERAL NATIONAL MORTGAGE ASSOCIATION	1.098	95.0213	01/07/2025	10,000,000.00	9,502,130.00	10,074,078.42	(571,948.42)
3134GWE79	FEDERAL HOME LOAN MORTGAGE CORP	0.510	93.2091	01/29/2025	15,000,000.00	13,981,365.00	15,000,000.00	(1,018,635.00)
3133ENPY0	FEDERAL FARM CREDIT BANKS FUNDING CORP	1.764	94.8341	02/25/2025	5,000,000.00	4,741,705.00	4,998,952.55	(257,247.55)
3133EMSC7	FEDERAL FARM CREDIT BANKS FUNDING CORP	0.512	92.6098	03/03/2025	10,000,000.00	9,260,980.00	9,995,033.94	(734,053.94)
3133EMSC7	FEDERAL FARM CREDIT BANKS FUNDING CORP	0.480	92.6098	03/03/2025	5,000,000.00	4,630,490.00	5,000,000.00	(369,510.00)
3130AR4V0	FEDERAL HOME LOAN BANKS	2.150	95.1422	03/14/2025	5,000,000.00	4,757,110.00	5,000,000.00	(242,890.00)
3130AR4G3	FEDERAL HOME LOAN BANKS	4.264	95.5221	03/14/2025	3,500,000.00	3,343,273.50	3,391,364.99	(48,091.49)
3130ALLP7	FEDERAL HOME LOAN BANKS	0.688	92.7603	03/17/2025	15,000,000.00	13,914,045.00	14,990,795.00	(1,076,750.00)
3130ALLP7	FEDERAL HOME LOAN BANKS	0.701	92.7603	03/17/2025	25,000,000.00	23,190,075.00	24,979,345.42	(1,789,270.42)
3130ALN34	FEDERAL HOME LOAN BANKS	0.700	92.7716	03/24/2025	10,000,000.00	9,277,160.00	10,000,000.00	(722,840.00)
3134GWT22	FEDERAL HOME LOAN MORTGAGE CORP	0.475	92.4223	03/24/2025	15,000,000.00	13,863,345.00	15,000,000.00	(1,136,655.00)
3130AR7D7	FEDERAL HOME LOAN BANKS	2.050	94.9289	03/25/2025	5,000,000.00	4,746,445.00	5,000,000.00	(253,555.00)
3130ALNK6	FEDERAL HOME LOAN BANKS	0.625	92.6457	03/25/2025	10,000,000.00	9,264,570.00	10,000,000.00	(735,430.00)
3130ALKF0	FEDERAL HOME LOAN BANKS	0.625	92.6457	03/25/2025	10,000,000.00	9,264,570.00	10,000,000.00	(735,430.00)
3130ALKF0	FEDERAL HOME LOAN BANKS	0.625	92.6457	03/25/2025	10,000,000.00	9,264,570.00	10,000,000.00	(735,430.00)
3134GWP26	FEDERAL HOME LOAN MORTGAGE CORP	0.500	92.4217	03/28/2025	10,000,000.00	9,242,170.00	10,000,000.00	(757,830.00)
3133EMUP5	FEDERAL FARM CREDIT BANKS FUNDING CORP	0.710	92.7107	04/01/2025	10,000,000.00	9,271,070.00	10,000,000.00	(728,930.00)
3133EMUP5	FEDERAL FARM CREDIT BANKS FUNDING CORP	0.710	92.7107	04/01/2025	10,000,000.00	9,271,070.00	10,000,000.00	(728,930.00)
3130ALWL4	FEDERAL HOME LOAN BANKS	0.720	92.6613	04/08/2025	15,000,000.00	13,899,195.00	15,000,000.00	(1,100,805.00)
3130ALDX9	FEDERAL HOME LOAN BANKS	0.500	91.9340	05/23/2025	14,750,000.00	13,560,265.00	14,750,000.00	(1,189,735.00)
3134GVRV2	FEDERAL HOME LOAN MORTGAGE CORP	0.750	92.3244	05/27/2025	10,000,000.00	9,232,440.00	10,000,000.00	(767,560.00)
3134GVB31	FEDERAL HOME LOAN MORTGAGE CORP	0.760	92.3159	05/28/2025	15,000,000.00	13,847,385.00	14,997,253.57	(1,149,868.57)
3134GVVM6	FEDERAL HOME LOAN MORTGAGE CORP	0.730	92.2817	05/28/2025	5,000,000.00	4,614,085.00	5,000,000.00	(385,915.00)
3134GVVM6	FEDERAL HOME LOAN MORTGAGE CORP	0.730	92.2817	05/28/2025	10,000,000.00	9,228,170.00	10,000,000.00	(771,830.00)
3130ARSC6	FEDERAL HOME LOAN BANKS	2.900	95.9734	05/29/2025	10,000,000.00	9,597,340.00	10,000,000.00	(402,660.00)
3134GVE95	FEDERAL HOME LOAN MORTGAGE CORP	0.650	92.3043	06/09/2025	15,000,000.00	13,845,645.00	15,000,000.00	(1,154,355.00)
3133ELH80	FEDERAL FARM CREDIT BANKS FUNDING CORP	0.680	92.0321	06/10/2025	5,025,000.00	4,624,613.03	5,025,000.00	(400,386.98)
3134GVP91	FEDERAL HOME LOAN MORTGAGE CORP	0.500	91.6639	06/16/2025	5,000,000.00	4,583,195.00	5,000,000.00	(416,805.00)
3130ALHZ0	FEDERAL HOME LOAN BANKS	0.530	91.6987	06/18/2025	10,000,000.00	9,169,870.00	10,000,000.00	(830,130.00)
3135GA4A2	FEDERAL NATIONAL MORTGAGE ASSOCIATION	0.500	91.5903	06/24/2025	10,000,000.00	9,159,030.00	10,000,000.00	(840,970.00)
3134GXYR9	FEDERAL HOME LOAN MORTGAGE CORP	3.560	96.9238	06/27/2025	10,000,000.00	9,692,380.00	10,000,000.00	(307,620.00)
3130ALU93	FEDERAL HOME LOAN BANKS	0.750	91.9501	06/30/2025	10,000,000.00	9,195,010.00	10,000,000.00	(804,990.00)
313664XZ1	FEDERAL NATIONAL MORTGAGE ASSOCIATION	0.740	91.9317	06/30/2025	5,000,000.00	4,596,585.00	5,000,000.00	(403,415.00)
313664XK4	FEDERAL NATIONAL MORTGAGE ASSOCIATION	0.650	91.7704	06/30/2025	5,000,000.00	4,588,520.00	5,000,000.00	(411,480.00)
313664XR9	FEDERAL NATIONAL MORTGAGE ASSOCIATION	0.740	91.8718	07/07/2025	14,900,000.00	13,688,898.20	14,900,000.00	(1,211,101.80)
313664YU1	FEDERAL NATIONAL MORTGAGE ASSOCIATION	0.730	91.7851	07/15/2025	15,000,000.00	13,767,765.00	15,000,000.00	(1,232,235.00)
313664C27	FEDERAL NATIONAL MORTGAGE ASSOCIATION	0.700	91.6093	07/29/2025	15,000,000.00	13,741,395.00	15,000,000.00	(1,258,605.00)
313664D75	FEDERAL NATIONAL MORTGAGE ASSOCIATION	0.600	91.4227	07/29/2025	10,000,000.00	9,142,270.00	10,000,000.00	(857,730.00)
313664F32	FEDERAL NATIONAL MORTGAGE ASSOCIATION	0.600	91.4227	07/29/2025	10,000,000.00	9,142,270.00	10,000,000.00	(857,730.00)
313664B77	FEDERAL NATIONAL MORTGAGE ASSOCIATION	0.700	91.5918	08/04/2025	10,000,000.00	9,159,180.00	10,000,000.00	(840,820.00)
313664B77	FEDERAL NATIONAL MORTGAGE ASSOCIATION	0.700	91.5918	08/04/2025	15,000,000.00	13,738,770.00	15,000,000.00	(1,261,230.00)
3133EK4A2	FEDERAL FARM CREDIT BANKS FUNDING CORP	4.019	98.1983	08/18/2025	10,000,000.00	9,819,830.00	9,996,818.96	(176,988.96)
313664H63	FEDERAL NATIONAL MORTGAGE ASSOCIATION	0.550	91.1776	08/19/2025	15,000,000.00	13,676,640.00	15,000,000.00	(1,323,360.00)
3134GWLW4	FEDERAL HOME LOAN MORTGAGE CORP	0.625	91.3291	08/19/2025	10,000,000.00	9,132,910.00	10,000,000.00	(867,090.00)
3130ALFN9	FEDERAL HOME LOAN BANKS	0.550	91.1431	08/25/2025	5,000,000.00	4,557,155.00	5,000,000.00	(442,845.00)
313664X40	FEDERAL NATIONAL MORTGAGE ASSOCIATION	0.600	91.2310	08/26/2025	10,000,000.00	9,123,100.00	10,000,000.00	(876,900.00)
313664Z2F	FEDERAL NATIONAL MORTGAGE ASSOCIATION	0.625	91.2707	08/27/2025	5,000,000.00	4,563,535.00	5,000,000.00	(436,465.00)
313664Q97	FEDERAL NATIONAL MORTGAGE ASSOCIATION	0.650	91.3191	08/27/2025	8,650,000.00	7,899,102.15	8,650,000.00	(750,897.85)
3134GWL38	FEDERAL HOME LOAN MORTGAGE CORP	0.540	90.9379	09/15/2025	10,000,000.00	9,093,790.00	10,000,000.00	(906,210.00)
3134GWL38	FEDERAL HOME LOAN MORTGAGE CORP	0.540	90.9379	09/15/2025	15,000,000.00	13,640,685.00	15,000,000.00	(1,359,315.00)
3137EAXE3	FEDERAL HOME LOAN MORTGAGE CORP	0.497	90.8820	09/23/2025	10,000,000.00	9,088,200.00	9,974,127.94	(885,927.94)
3134GWTG1	FEDERAL HOME LOAN MORTGAGE CORP	0.600	90.9083	09/30/2025	5,000,000.00	4,545,415.00	5,000,000.00	(454,585.00)
3135G06A6	FEDERAL NATIONAL MORTGAGE ASSOCIATION	0.580	90.6949	10/20/2025	10,000,000.00	9,069,490.00	10,000,000.00	(930,510.00)
3135G06A6	FEDERAL NATIONAL MORTGAGE ASSOCIATION	0.587	90.6949	10/20/2025	10,000,000.00	9,069,490.00	9,998,430.77	(928,940.77)
3134GWZV1	FEDERAL HOME LOAN MORTGAGE CORP	1.238	90.8227	10/22/2025	15,000,000.00	13,623,405.00	14,808,779.81	(1,185,374.81)
3134GW3X2	FEDERAL HOME LOAN MORTGAGE CORP	0.625	90.7282	10/27/2025	10,000,000.00	9,072,820.00	10,000,000.00	(927,180.00)
3136645C3	FEDERAL NATIONAL MORTGAGE ASSOCIATION	0.540	90.5512	10/27/2025	10,000,000.00	9,055,120.00	10,000,000.00	(944,880.00)
3134GW3Z7	FEDERAL HOME LOAN MORTGAGE CORP	0.600	90.6676	10/28/2025	10,000,000.00	9,066,760.00	10,000,000.00	(933,240.00)
3134GW3Y0	FEDERAL HOME LOAN MORTGAGE CORP	0.550	90.5634	10/28/2025	10,000,000.00	9,056,340.00	10,000,000.00	(943,660.00)
3136646S7	FEDERAL NATIONAL MORTGAGE ASSOCIATION	0.560	90.5842	10/28/2025	5,000,000.00	4,529,210.00	5,000,000.00	(470,790.00)
3136646N8	FEDERAL NATIONAL MORTGAGE ASSOCIATION	0.600	90.6591	10/29/2025	5,000,000.00	4,532,955.00	5,000,000.00	(467,045.00)
3135G06C2	FEDERAL NATIONAL MORTGAGE ASSOCIATION	0.600	90.6591	10/29/2025	10,000,000.00	9,065,910.00	10,000,000.00	(934,090.00)
3135G06C2	FEDERAL NATIONAL MORTGAGE ASSOCIATION	0.604	90.6591	10/29/2025	10,000,000.00	9,065,910.00	9,999,101.29	(933,191.29)
3135GA2N0	FEDERAL NATIONAL MORTGAGE ASSOCIATION	0.550	90.4822	11/04/2025	10,000,000.00	9,048,220.00	10,000,000.00	(951,780.00)
3135G06G3	FEDERAL NATIONAL MORTGAGE ASSOCIATION	0.573	90.6262	11/07/2				

3130ALH56	FEDERAL HOME LOAN BANKS	0.750	89.8519	03/18/2026	10,000,000.00	8,985,190.00	10,000,000.00	(1,014,810.00)
3130ALGJ7	FEDERAL HOME LOAN BANKS	1.000	90.3997	03/23/2026	14,625,000.00	13,220,956.13	14,625,000.00	(1,404,043.88)
3130ALGJ7	FEDERAL HOME LOAN BANKS	1.000	90.3997	03/23/2026	14,625,000.00	13,220,956.13	14,625,000.00	(1,404,043.88)
3130ALGJ7	FEDERAL HOME LOAN BANKS	1.000	90.3997	03/23/2026	9,750,000.00	8,813,970.75	9,750,000.00	(936,029.25)
3130ALGJ7	FEDERAL HOME LOAN BANKS	1.000	90.3997	03/23/2026	9,750,000.00	8,813,970.75	9,750,000.00	(936,029.25)
3130ALGJ7	FEDERAL HOME LOAN BANKS	1.016	90.3997	03/23/2026	8,921,250.00	8,064,783.24	8,917,509.12	(852,725.88)
3130ALGJ7	FEDERAL HOME LOAN BANKS	1.000	90.3997	03/23/2026	19,500,000.00	17,627,941.50	19,500,000.00	(1,872,058.50)
3130ALGJ7	FEDERAL HOME LOAN BANKS	1.000	90.3997	03/23/2026	9,750,000.00	8,813,970.75	9,750,000.00	(936,029.25)
3130ALGJ7	FEDERAL HOME LOAN BANKS	1.000	90.3997	03/23/2026	19,500,000.00	17,627,941.50	19,500,000.00	(1,872,058.50)
3130ALGJ7	FEDERAL HOME LOAN BANKS	3.010	90.3997	03/23/2026	19,500,000.00	17,627,941.50	18,528,570.12	(900,628.62)
3130ALKL7	FEDERAL HOME LOAN BANKS	0.850	90.0418	03/25/2026	10,000,000.00	9,004,180.00	10,000,000.00	(995,820.00)
3133ENUL2	FEDERAL FARM CREDIT BANKS FUNDING CORP	3.110	95.1983	04/13/2026	10,000,000.00	9,519,830.00	10,000,000.00	(480,170.00)
3133EMZS4	FEDERAL FARM CREDIT BANKS FUNDING CORP	0.900	89.7715	05/18/2026	5,000,000.00	4,488,575.00	5,000,000.00	(511,425.00)
3130AVZ96	FEDERAL HOME LOAN BANKS	5.500	99.4209	05/18/2026	10,000,000.00	9,942,090.00	10,000,000.00	(57,910.00)
3134GYRX2	FEDERAL HOME LOAN MORTGAGE CORP	5.563	99.2173	05/18/2026	15,000,000.00	14,882,595.00	14,927,279.20	(44,684.20)
3134GYRX2	FEDERAL HOME LOAN MORTGAGE CORP	5.640	99.2173	05/18/2026	25,000,000.00	24,804,325.00	24,829,345.75	(25,020.75)
3130AMME9	FEDERAL HOME LOAN BANKS	1.000	89.9727	05/26/2026	10,000,000.00	8,997,270.00	10,000,000.00	(1,002,730.00)
3130AMJN3	FEDERAL HOME LOAN BANKS	1.030	90.0502	05/26/2026	5,000,000.00	4,502,510.00	5,000,000.00	(497,490.00)
3130AMKB7	FEDERAL HOME LOAN BANKS	1.050	90.1018	05/26/2026	15,000,000.00	13,515,270.00	15,000,000.00	(1,484,730.00)
3130AMSS2	FEDERAL HOME LOAN BANKS	1.000	89.8333	06/08/2026	15,000,000.00	13,474,995.00	15,000,000.00	(1,525,005.00)
3130AMMZ2	FEDERAL HOME LOAN BANKS	1.000	89.7919	06/10/2026	5,000,000.00	4,489,595.00	5,000,000.00	(510,405.00)
3130AMWTS	FEDERAL HOME LOAN BANKS	1.050	89.8417	06/26/2026	15,000,000.00	13,476,255.00	15,000,000.00	(1,523,745.00)
3130AMT69	FEDERAL HOME LOAN BANKS	1.070	89.8953	06/26/2026	10,000,000.00	8,989,530.00	10,000,000.00	(1,010,470.00)
3130ASDK2	FEDERAL HOME LOAN BANKS	3.250	96.1720	06/29/2026	5,250,000.00	5,049,030.00	5,250,000.00	(200,970.00)
3130AN3B4	FEDERAL HOME LOAN BANKS	1.020	89.6664	07/06/2026	15,000,000.00	13,449,960.00	15,000,000.00	(1,550,040.00)
3133EMQ62	FEDERAL FARM CREDIT BANKS FUNDING CORP	0.990	89.5085	07/13/2026	10,000,000.00	8,950,850.00	10,000,000.00	(1,049,150.00)
3133EMQ62	FEDERAL FARM CREDIT BANKS FUNDING CORP	0.990	89.5085	07/13/2026	10,000,000.00	8,950,850.00	10,000,000.00	(1,049,150.00)
3130AN3R9	FEDERAL HOME LOAN BANKS	1.130	89.8701	07/20/2026	10,000,000.00	8,987,010.00	10,000,000.00	(1,012,990.00)
3133ENB66	FEDERAL FARM CREDIT BANKS FUNDING CORP	3.174	95.8546	07/20/2026	10,000,000.00	9,585,460.00	9,993,322.38	(407,862.38)
3130AN5K2	FEDERAL HOME LOAN BANKS	4.366	91.3285	07/20/2026	2,375,000.00	2,169,051.88	2,190,282.94	(21,231.06)
3130ANBX7	FEDERAL HOME LOAN BANKS	1.000	89.4736	07/22/2026	15,000,000.00	13,421,040.00	15,000,000.00	(1,578,960.00)
3130ANAJ9	FEDERAL HOME LOAN BANKS	1.000	89.4128	07/27/2026	10,000,000.00	8,941,280.00	10,000,000.00	(1,058,720.00)
3130ANAJ9	FEDERAL HOME LOAN BANKS	1.000	89.4128	07/27/2026	15,000,000.00	13,411,920.00	15,000,000.00	(1,588,080.00)
3133ENC99	FEDERAL FARM CREDIT BANKS FUNDING CORP	3.629	96.4513	07/27/2026	20,000,000.00	19,290,260.00	20,000,000.00	(709,740.00)
3133ENV72	FEDERAL FARM CREDIT BANKS FUNDING CORP	4.590	99.5560	07/27/2026	5,000,000.00	4,977,800.00	4,988,026.10	(10,226.10)
3133ENV72	FEDERAL FARM CREDIT BANKS FUNDING CORP	4.638	99.5560	07/27/2026	5,000,000.00	4,977,800.00	4,981,511.18	(3,711.18)
3133ENV72	FEDERAL FARM CREDIT BANKS FUNDING CORP	4.477	99.5560	07/27/2026	5,000,000.00	4,977,800.00	5,003,398.84	(25,598.84)
3133END80	FEDERAL FARM CREDIT BANKS FUNDING CORP	2.873	95.3923	08/03/2026	10,000,000.00	9,539,230.00	10,035,773.31	(496,543.31)
3130ANFD7	FEDERAL HOME LOAN BANKS	1.000	89.3472	08/05/2026	10,000,000.00	8,934,720.00	10,000,000.00	(1,065,280.00)
3134GX4V3	FEDERAL HOME LOAN MORTGAGE CORP	5.002	99.9867	08/10/2026	4,500,000.00	4,499,401.50	4,500,000.00	(598.50)
3130ANE48	FEDERAL HOME LOAN BANKS	1.000	89.2637	08/17/2026	10,000,000.00	8,926,370.00	10,000,000.00	(1,073,630.00)
3130ANMH0	FEDERAL HOME LOAN BANKS	1.100	89.5211	08/20/2026	10,000,000.00	8,952,110.00	10,000,000.00	(1,047,890.00)
3130ANMH0	FEDERAL HOME LOAN BANKS	1.668	89.5211	08/20/2026	10,000,000.00	8,952,110.00	9,833,565.85	(881,455.85)
3130ANMH0	FEDERAL HOME LOAN BANKS	3.132	89.5211	08/20/2026	15,000,000.00	13,428,165.00	14,132,022.36	(703,857.36)
3133ENH45	FEDERAL FARM CREDIT BANKS FUNDING CORP	3.137	95.6603	08/24/2026	5,000,000.00	4,783,015.00	4,998,314.61	(215,299.61)
3133ENH45	FEDERAL FARM CREDIT BANKS FUNDING CORP	3.294	95.6603	08/24/2026	5,000,000.00	4,783,015.00	4,975,917.34	(192,902.34)
3130ANPF1	FEDERAL HOME LOAN BANKS	1.000	89.1299	08/25/2026	10,000,000.00	8,912,990.00	10,000,000.00	(1,087,010.00)
3130ANT59	FEDERAL HOME LOAN BANKS	1.000	89.1229	08/26/2026	15,000,000.00	13,368,435.00	15,000,000.00	(1,631,565.00)
3130ANSC5	FEDERAL HOME LOAN BANKS	1.000	89.1229	08/26/2026	15,000,000.00	13,368,435.00	15,000,000.00	(1,631,565.00)
3130ATHF5	FEDERAL HOME LOAN BANKS	3.941	97.5204	09/11/2026	5,000,000.00	4,876,020.00	4,972,760.43	(96,740.43)
3130ATHV2	FEDERAL HOME LOAN BANKS	4.312	98.9537	09/11/2026	1,000,000.00	989,537.00	998,251.98	(8,714.98)
3130APAD7	FEDERAL HOME LOAN BANKS	1.035	89.1716	09/28/2026	15,000,000.00	13,375,740.00	15,000,000.00	(1,624,260.00)
3130APSM3	FEDERAL HOME LOAN BANKS	1.040	89.1404	09/28/2026	15,000,000.00	13,371,060.00	15,000,000.00	(1,628,940.00)
3130ANYN4	FEDERAL HOME LOAN BANKS	1.000	89.0118	09/30/2026	10,000,000.00	8,901,180.00	10,000,000.00	(1,098,820.00)
3133ENT67	FEDERAL FARM CREDIT BANKS FUNDING CORP	4.318	89.6848	10/19/2026	5,000,000.00	4,934,240.00	4,990,027.38	(55,787.38)
3133ENT67	FEDERAL FARM CREDIT BANKS FUNDING CORP	4.318	89.6848	10/19/2026	5,000,000.00	4,934,240.00	4,990,027.38	(55,787.38)
3133ENBK5	FEDERAL FARM CREDIT BANKS FUNDING CORP	1.249	89.2831	10/20/2026	10,000,000.00	8,928,310.00	9,965,889.50	(1,037,579.50)
3133ENBK5	FEDERAL FARM CREDIT BANKS FUNDING CORP	1.340	89.2831	10/20/2026	10,000,000.00	8,928,310.00	9,937,829.72	(1,009,519.72)
3133EN7A2	FEDERAL FARM CREDIT BANKS FUNDING CORP	3.827	96.9295	10/26/2026	4,300,000.00	4,167,968.50	4,274,197.17	(106,228.67)
3134GW4C7	FEDERAL HOME LOAN MORTGAGE CORP	3.046	88.2401	10/27/2026	20,000,000.00	17,648,020.00	18,650,055.96	(1,002,035.96)
3134GW4C7	FEDERAL HOME LOAN MORTGAGE CORP	3.092	88.2401	10/27/2026	20,000,000.00	17,648,020.00	18,617,943.39	(969,923.39)
3134GW4C7	FEDERAL HOME LOAN MORTGAGE CORP	3.488	88.2401	10/27/2026	5,000,000.00	4,412,005.00	4,598,145.08	(186,140.08)
3134GW6C5	FEDERAL HOME LOAN MORTGAGE CORP	3.122	88.2329	10/28/2026	15,000,000.00	13,234,935.00	13,953,878.00	(718,943.00)
3130ARUF6	FEDERAL HOME LOAN BANKS	3.125	95.3262	10/29/2026	10,000,000.00	9,532,620.00	10,000,000.00	(467,380.00)
3133ENEM8	FEDERAL FARM CREDIT BANKS FUNDING CORP	1.430	89.9703	11/23/2026	10,000,000.00	8,997,030.00	10,000,000.00	(1,002,970.00)
3130APWW1	FEDERAL HOME LOAN BANKS	1.503	90.1715	11/24/2026	20,000,000.00	18,034,300.00	19,998,002.75	(1,963,702.75)
3130ATV64	FEDERAL HOME LOAN BANKS	3.986	89.8610	12/11/2026	5,000,000.00	4,993,050.00	5,078,807.00	(85,757.00)
3133EN4G2	FEDERAL FARM CREDIT BANKS FUNDING CORP	3.923	98.1287	12/15/2026	25,000,000.00	24,532,175.00	25,012,859.69	(480,684.69)
3130AQF65	FEDERAL HOME LOAN BANKS	1.306	89.7617	12/21/2026	10,000,000.00	8,976,170.00	9,981,677.60	(1,005,507.60)
3130AQAY9	FEDERAL HOME LOAN BANKS	1.500	90.0227	12/30/2026	25,000,000.00	22,505,675.00	25,000,000.00	(2,494,325.00)
3133ENK24	FEDERAL FARM CREDIT BANKS FUNDING CORP	1.908	89.5863	01/11/2027	10,000,000.00	8,958,630.00	9,856,454.39	(897,824.39)
3133ENLZ1	FEDERAL FARM CREDIT BANKS FUNDING CORP	1.860	90.4394	01/26/2027	10,000,000.00	9,043,940.00	9,973,433.81	(929,493.81)
3130AQK44	FEDERAL HOME LOAN BANKS	1.750	90.3476	01/28/2027	11,250,000.00	10,164,105.00	11,250,000.00	(1,085,895.00)
3130AQHS5	FEDERAL HOME LOAN BANKS	1.984	90.1990	01/28/2027	10,000,000.00	9,019,900.00	9,905,834.16	(885,934.16)
3130AQHS5	FEDERAL HOME LOAN BANKS	2.086	90.1990	01/28/2027	20,000,000.00	18,039,800.00	19,744,658.14	(1,704,858.14)
3130AKYH3	FEDERAL HOME LOAN BANKS	1.746	87.4155	02/10/2027	10,000,000.00	8,741,550.00	9,691,709.74	(950,159.74)
3130AL2X1	FEDERAL HOME LOAN BANKS	3.001	87.4287	02/17/2027	10,000,000.00	8,742,870.00	9,294,350.09	(551,480.09)
3134GYG29	FEDERAL HOME LOAN MORTGAGE CORP	4.750	98.3850	02/23/2027	10,000,000.00	9,838,500.00	10,000,000.00	(161,500.00)
3130ALED2	FEDERAL HOME LOAN BANKS	2.050	87.9235	02/24/2027	15,000,000.00	13,188,525.00	14,479,015.73	(1,290,490.73)
3130AQRQ8	FEDERAL HOME LOAN BANKS	3.001	87.9235	02/24/2027	20,000,000.00	17,584,700.00	18,689,982.05	(1,105,282.05)
3130AQRH8	FEDERAL HOME LOAN BANKS	2.000	90.9343	02/25/2027	10,000,000.00	9,093,430.00	10,000,000.00	(906,570.00)
3130AQRH8	FEDERAL HOME LOAN BANKS	2.000	90.9343	02/25/2027	5,000,000.00	4,546,715.00	5,000,000.00	(453,285.00)
3130AQRH8	FEDERAL HOME LOAN BANKS	2.000	90.9343	02/25/2027	5,000,000.00	4,546,715.00	5,000,000.00	(453,285.00)
3130AR6U0	FEDERAL HOME LOAN BANKS	2.500	92.4957	03/22/2027	5,000,000.00	4,624,785.00	5,000,000.00	(375,215.00)
3130ARHX2	FEDERAL HOME LOAN BANKS	3.000	93.7889	03/25/2027	10,000,000.00	9,378,890.00	10,000,000.00	(621,110.00)
3130ARHX2	FEDERAL HOME LOAN BANKS	3.000	93.7889	03/25/2027	10,000,000.00	9,378,890.00	10,000,000.00	(621,110.00)
3130ARHX2	FEDERAL HOME LOAN BANKS	3.000	93.7889	03/25/2027	10,000,000.00	9,378,890.00	10,000,000.00	(621,110.00)
3133ENV99	FEDERAL FARM CREDIT BANKS FUNDING CORP	2.913	94.7172	04/26/2027	10,000,000.00	9,471,720.00	9,986,853.01	(515,133.01)
3133ENV67	FEDERAL FARM CREDIT BANKS FUNDING CORP	3.606	97.2731	04/26/2027	8,000,000.00	7,781,848.00	8,005,487.66	(223,639.66)
3133ENV67	FEDERAL FARM CREDIT BANKS FUNDING CORP	3.623	97.2731	04/26/2027	2,000,000.00	1,945,462.00	2,000,240.96	(54,778.96)
3133ENV67	FEDERAL FARM CREDIT BANKS FUNDING CORP	3.744	97.2731					

3130ATBV8	FEDERAL HOME LOAN BANKS	4,150	99.2915	09/29/2027	5,000,000.00	4,964,575.00	5,000,000.00	(35,425.00)
3130ATBV8	FEDERAL HOME LOAN BANKS	4,150	99.2915	09/29/2027	7,225,000.00	7,173,810.88	7,225,000.00	(51,189.13)
3130ATH42	FEDERAL HOME LOAN BANKS	4,700	99.8667	09/29/2027	7,000,000.00	6,990,669.00	7,000,000.00	(9,331.00)
3133ENQ29	FEDERAL FARM CREDIT BANKS FUNDING CORP	4,122	98.6633	09/29/2027	15,000,000.00	14,799,495.00	14,932,012.05	(132,517.05)
3130ATFA0	FEDERAL HOME LOAN BANKS	5,125	98.2404	09/30/2027	13,000,000.00	12,771,252.00	13,000,000.00	(228,748.00)
3130ATFE0	FEDERAL HOME LOAN BANKS	4,250	96.1962	09/30/2027	15,000,000.00	14,429,430.00	15,000,000.00	(570,570.00)
3133ENS50	FEDERAL FARM CREDIT BANKS FUNDING CORP	4,231	99.2016	10/14/2027	23,775,000.00	23,585,180.40	23,680,605.64	(95,425.24)
31422XM90	FEDERAL AGRICULTURAL MORTGAGE CORP	4,320	99.7521	10/21/2027	5,000,000.00	4,987,605.00	5,000,000.00	(12,395.00)
31422XM90	FEDERAL AGRICULTURAL MORTGAGE CORP	4,320	99.7521	10/21/2027	5,000,000.00	4,987,605.00	5,000,000.00	(12,395.00)
31422XM90	FEDERAL AGRICULTURAL MORTGAGE CORP	4,320	99.7521	10/21/2027	5,000,000.00	4,987,605.00	5,000,000.00	(12,395.00)
3133ENV23	FEDERAL FARM CREDIT BANKS FUNDING CORP	5,503	98.9200	10/25/2027	5,000,000.00	4,946,000.00	4,995,762.06	(49,762.06)
3133ENV23	FEDERAL FARM CREDIT BANKS FUNDING CORP	5,503	98.9200	10/25/2027	5,000,000.00	4,946,000.00	4,995,748.07	(49,748.07)
3130ATNG8	FEDERAL HOME LOAN BANKS	5,000	99.8797	10/27/2027	5,000,000.00	4,993,985.00	5,000,000.00	(6,015.00)
3133ENW63	FEDERAL FARM CREDIT BANKS FUNDING CORP	4,284	99.7874	10/27/2027	5,000,000.00	4,989,370.00	5,017,167.03	(27,797.03)
3133ENW63	FEDERAL FARM CREDIT BANKS FUNDING CORP	4,195	99.7874	10/27/2027	3,715,000.00	3,707,101.91	3,740,335.12	(33,233.21)
3133ENW63	FEDERAL FARM CREDIT BANKS FUNDING CORP	4,252	99.7874	10/27/2027	15,000,000.00	14,968,110.00	15,069,953.28	(101,843.28)
31422XQ70	FEDERAL AGRICULTURAL MORTGAGE CORP	4,050	98.6987	11/22/2027	12,000,000.00	11,843,844.00	12,000,000.00	(156,156.00)
3130ATW45	FEDERAL HOME LOAN BANKS	4,851	98.7180	11/29/2027	4,895,000.00	4,832,246.10	4,907,204.02	(74,957.92)
3134GY4W9	FEDERAL HOME LOAN MORTGAGE CORP	5,040	99.8037	11/29/2027	5,000,000.00	4,990,185.00	5,000,000.00	(9,815.00)
3134GY4W9	FEDERAL HOME LOAN MORTGAGE CORP	5,040	99.8037	11/29/2027	10,000,000.00	9,980,370.00	10,000,000.00	(19,630.00)
3133ENH1	FEDERAL FARM CREDIT BANKS FUNDING CORP	4,080	98.6922	11/29/2027	25,000,000.00	24,673,050.00	24,922,388.79	(249,338.79)
3133ENH1	FEDERAL FARM CREDIT BANKS FUNDING CORP	4,077	98.6922	11/29/2027	25,000,000.00	24,673,050.00	24,925,517.24	(252,467.24)
3133ENH1	FEDERAL FARM CREDIT BANKS FUNDING CORP	4,061	98.6922	11/29/2027	25,000,000.00	24,673,050.00	24,940,690.85	(267,640.85)
3130ATYK7	FEDERAL HOME LOAN BANKS	5,100	99.8411	11/30/2027	5,000,000.00	4,992,055.00	5,000,000.00	(7,945.00)
3130ATU54	FEDERAL HOME LOAN BANKS	3,796	99.6673	12/10/2027	25,000,000.00	24,916,825.00	25,445,349.78	(528,524.78)
3130ATU54	FEDERAL HOME LOAN BANKS	4,036	99.6673	12/10/2027	15,000,000.00	14,950,095.00	15,124,656.77	(174,561.77)
3130ATU54	FEDERAL HOME LOAN BANKS	4,002	99.6673	12/10/2027	50,000,000.00	49,833,650.00	50,482,572.25	(648,922.25)
3133EN456	FEDERAL FARM CREDIT BANKS FUNDING CORP	3,896	97.6224	12/22/2027	15,000,000.00	14,643,360.00	14,913,563.20	(270,203.20)
3134GYA1	FEDERAL HOME LOAN MORTGAGE CORP	4,800	97.6103	12/30/2027	25,000,000.00	24,402,575.00	25,000,000.00	(597,425.00)
3134GYCF7	FEDERAL HOME LOAN MORTGAGE CORP	4,510	97.1612	12/30/2027	25,000,000.00	24,290,300.00	25,000,000.00	(709,700.00)
3133ENS6	FEDERAL FARM CREDIT BANKS FUNDING CORP	4,000	98.7060	01/06/2028	25,000,000.00	24,676,500.00	25,000,000.00	(323,500.00)
3133ENS6	FEDERAL FARM CREDIT BANKS FUNDING CORP	3,713	98.7060	01/06/2028	20,000,000.00	19,741,200.00	20,230,541.29	(489,341.29)
3133ENS6	FEDERAL FARM CREDIT BANKS FUNDING CORP	3,757	98.7060	01/06/2028	18,000,000.00	17,767,080.00	18,174,754.91	(407,674.91)
3133ENS6	FEDERAL FARM CREDIT BANKS FUNDING CORP	3,530	98.7060	01/06/2028	10,000,000.00	9,870,600.00	10,189,633.70	(319,033.70)
3134GYEF5	FEDERAL HOME LOAN MORTGAGE CORP	4,970	99.6757	01/26/2028	10,000,000.00	9,967,570.00	10,000,000.00	(32,430.00)
3134GYG71	FEDERAL HOME LOAN MORTGAGE CORP	5,050	98.0424	01/26/2028	10,000,000.00	9,804,240.00	10,000,000.00	(195,760.00)
3134GYG97	FEDERAL HOME LOAN MORTGAGE CORP	4,180	96.1871	02/07/2028	25,000,000.00	24,046,775.00	25,000,000.00	(953,225.00)
3134GYGR7	FEDERAL HOME LOAN MORTGAGE CORP	4,900	98.6474	02/09/2028	10,000,000.00	9,864,740.00	10,000,000.00	(135,260.00)
3134GYKJ0	FEDERAL HOME LOAN MORTGAGE CORP	5,276	99.6070	02/28/2028	10,000,000.00	9,960,700.00	10,000,000.00	(39,300.00)
3133EPK7	FEDERAL FARM CREDIT BANKS FUNDING CORP	4,620	96.9296	04/03/2028	10,000,000.00	9,692,960.00	10,000,000.00	(307,040.00)
3133EPW9	FEDERAL FARM CREDIT BANKS FUNDING CORP	3,784	98.0519	04/25/2028	10,000,000.00	9,805,190.00	10,038,990.04	(233,800.04)
3130AVS94	FEDERAL HOME LOAN BANKS	5,150	97.9961	04/26/2028	20,000,000.00	19,599,220.00	20,000,000.00	(400,780.00)
3134GYR38	FEDERAL HOME LOAN MORTGAGE CORP	5,700	99.1001	05/15/2028	10,000,000.00	9,910,010.00	10,000,000.00	(89,990.00)
3133EPJ5	FEDERAL FARM CREDIT BANKS FUNDING CORP	4,290	95.9520	05/16/2028	25,000,000.00	23,988,000.00	25,000,000.00	(1,012,000.00)
3133EPJ5	FEDERAL FARM CREDIT BANKS FUNDING CORP	4,290	95.9520	05/16/2028	25,000,000.00	23,988,000.00	25,000,000.00	(1,012,000.00)
3130AV2R0	FEDERAL HOME LOAN BANKS	4,950	97.7698	05/23/2028	10,000,000.00	9,776,980.00	10,000,000.00	(223,020.00)
3133EPL3	FEDERAL FARM CREDIT BANKS FUNDING CORP	4,727	97.1986	05/30/2028	10,000,000.00	9,719,860.00	9,975,835.62	(255,975.62)
3133EPL3	FEDERAL FARM CREDIT BANKS FUNDING CORP	4,775	97.1986	05/30/2028	9,276,000.00	9,016,142.14	9,234,322.72	(218,180.58)
3134GYTV4	FEDERAL HOME LOAN MORTGAGE CORP	5,410	98.5539	06/07/2028	10,000,000.00	9,855,390.00	10,000,000.00	(144,610.00)
3134GYTV4	FEDERAL HOME LOAN MORTGAGE CORP	5,410	98.5539	06/07/2028	25,000,000.00	24,638,475.00	25,000,000.00	(361,525.00)
3130AVX7	FEDERAL HOME LOAN BANKS	3,892	97.4601	06/09/2028	10,000,000.00	9,746,010.00	9,937,274.00	(191,264.00)
3130AVWC2	FEDERAL HOME LOAN BANKS	3,987	98.5483	06/09/2028	10,000,000.00	9,854,830.00	10,005,333.72	(150,503.72)
3133EPNH4	FEDERAL FARM CREDIT BANKS FUNDING CORP	4,171	97.9961	06/21/2028	15,000,000.00	14,699,415.00	14,805,592.08	(106,177.08)
3134GYUC4	FEDERAL HOME LOAN MORTGAGE CORP	5,200	99.2268	06/28/2028	10,000,000.00	9,922,680.00	10,000,000.00	(77,320.00)
3130AVWG9	FEDERAL HOME LOAN BANKS	6,000	99.5384	06/28/2028	7,220,000.00	7,186,672.48	7,220,000.00	(33,327.52)
3130AVWHX1	FEDERAL HOME LOAN BANKS	5,950	99.4896	06/28/2028	25,000,000.00	24,872,400.00	25,000,000.00	(127,600.00)
3134GYVC3	FEDERAL HOME LOAN MORTGAGE CORP	6,000	99.6002	06/28/2028	25,000,000.00	24,900,050.00	25,000,000.00	(99,950.00)
3134GYXF4	FEDERAL HOME LOAN MORTGAGE CORP	6,000	99.5809	07/27/2028	10,000,000.00	9,958,090.00	10,000,000.00	(41,910.00)
---	---	2,946	95.9791	09/04/2025	5,365,176,250.00	5,148,563,732.93	5,351,267,204.82	(202,703,471.89)

Agency
AGCY DISC

Cusip	Description	Yield	Market Price	Final Maturity	Par Value	Market Value	Book Value	Net Unrealized Gain/Loss
313384JW0	FEDERAL HOME LOAN BANKS	4.797	99.9853	08/01/2023	25,000,000.00	24,996,325.00	25,000,000.00	(3,675.00)
313384JW0	FEDERAL HOME LOAN BANKS	5.003	99.9853	08/01/2023	10,000,000.00	9,998,530.00	10,000,000.00	(1,470.00)
313384JZ3	FEDERAL HOME LOAN BANKS	4.806	99.9560	08/04/2023	12,500,000.00	12,494,500.00	12,495,114.58	(614.58)
313384KD0	FEDERAL HOME LOAN BANKS	4.775	99.8968	08/08/2023	25,000,000.00	24,974,200.00	24,977,444.44	(3,244.44)
313384KL2	FEDERAL HOME LOAN BANKS	4.644	99.7932	08/15/2023	25,000,000.00	24,948,300.00	24,956,201.39	(7,901.39)
313384KL2	FEDERAL HOME LOAN BANKS	4.802	99.7932	08/15/2023	10,000,000.00	9,979,320.00	9,981,800.00	(2,480.00)
313384KL2	FEDERAL HOME LOAN BANKS	4.785	99.7932	08/15/2023	15,000,000.00	14,968,980.00	14,972,787.50	(3,807.50)
313384LB3	FEDERAL HOME LOAN BANKS	5.082	99.5715	08/30/2023	10,000,000.00	9,957,150.00	9,960,084.72	(2,934.72)
313384LC1	FEDERAL HOME LOAN BANKS	4.121	99.5576	08/31/2023	25,000,000.00	24,889,400.00	24,916,666.67	(27,266.67)
313384LD9	FEDERAL HOME LOAN BANKS	4.786	99.5429	09/01/2023	15,000,000.00	14,931,435.00	14,939,808.33	(8,373.33)
313384LD9	FEDERAL HOME LOAN BANKS	4.786	99.5429	09/01/2023	25,000,000.00	24,885,725.00	24,899,680.56	(13,955.56)
313384LD9	FEDERAL HOME LOAN BANKS	5.067	99.5429	09/01/2023	15,000,000.00	14,931,435.00	14,936,191.67	(4,756.67)
313384LD9	FEDERAL HOME LOAN BANKS	5.067	99.5429	09/01/2023	10,000,000.00	9,954,290.00	9,957,461.11	(3,171.11)
313384LK3	FEDERAL HOME LOAN BANKS	4.773	99.4544	09/07/2023	25,000,000.00	24,863,600.00	24,880,777.78	(17,177.78)
313384LQ0	FEDERAL HOME LOAN BANKS	4.829	99.3819	09/12/2023	12,500,000.00	12,422,737.50	12,431,458.33	(8,720.83)
313384LT4	FEDERAL HOME LOAN BANKS	4.776	99.3377	09/15/2023	25,000,000.00	24,834,425.00	24,855,000.00	(20,575.00)
313384LT4	FEDERAL HOME LOAN BANKS	4.801	99.3377	09/15/2023	10,000,000.00	9,933,770.00	9,941,625.06	(7,855.06)
313384LW7	FEDERAL HOME LOAN BANKS	4.777	99.2949	09/18/2023	70,000,000.00	69,506,430.00	69,566,933.33	(60,503.33)
313384LZ0	FEDERAL HOME LOAN BANKS	4.778	99.2508	09/21/2023	25,000,000.00	24,812,700.00	24,835,666.83	(22,966.83)
313312MA5	FEDERAL FARM CREDIT BANKS FUNDING CORP	4.881	99.2362	09/22/2023	50,000,000.00	49,618,100.00	49,655,500.00	(37,400.00)
313384MH9	FEDERAL HOME LOAN BANKS	4.780	99.1350	09/29/2023	25,000,000.00	24,783,750.00	24,809,888.89	(26,138.89)
313384MH9	FEDERAL HOME LOAN BANKS	4.780	99.1350	09/29/2023	25,000,000.00	24,783,750.00	24,809,888.89	(26,138.89)
313384MM8	FEDERAL HOME LOAN BANKS	4.708	99.0764	10/03/2023	10,000,000.00	9,907,640.00	9,919,500.00	(11,860.00)
313384MN6	FEDERAL HOME LOAN BANKS	4.853	99.0617	10/04/2023	50,000,000.00	49,530,850.00	49,578,666.06	(47,816.06)
313384MQ9	FEDERAL HOME LOAN BANKS	4.854	99.0324	10/06/2023	50,000,000.00	49,516,200.00	49,565,500.00	(49,300.00)
313384MQ9	FEDERAL HOME LOAN BANKS	5.341	99.0324	10/06/2023	25,000,000.00	24,758,100.00	24,760,520.84	(2,420.84)
313384MV8	FEDERAL HOME LOAN BANKS	5.315	98.9591	10/11/2023	25,000,000.00	24,739,775.00	24,743,611.11	(3,836.11)
313384MX4	FEDERAL HOME LOAN BANKS	4.960	98.9298	10/13/2023	10,000,000.00	9,892,980.00	9,902,261.11	(9,281.11)
313384MX4	FEDERAL HOME LOAN BANKS	4.960	98.9298	10/13/2023	10,000,000.00	9,892,980.00	9,902,261.11	(9,281.11)
313384NE5	FEDERAL HOME LOAN BANKS	4.539	98.8271	10/20/2023	50,000,000.00	49,413,550.00	49,512,222.22	(98,672.22)
313384NM7	FEDERAL HOME LOAN BANKS							

313312SW1	FEDERAL FARM CREDIT BANKS FUNDING CORP	4.800	97.1797	02/09/2024	10,000,000.00	9,717,970.00	9,752,000.00	(34,030.00)
313396TB9	FEDERAL HOME LOAN MORTGAGE CORP	4.981	97.1118	02/14/2024	10,000,000.00	9,711,180.00	9,737,333.34	(26,153.34)
313396TC7	FEDERAL HOME LOAN MORTGAGE CORP	4.982	97.0972	02/15/2024	10,000,000.00	9,709,720.00	9,736,000.00	(26,280.00)
313384TP4	FEDERAL HOME LOAN BANKS	5.359	96.9419	02/26/2024	10,000,000.00	9,694,190.00	9,697,820.84	(3,630.84)
313384TS8	FEDERAL HOME LOAN BANKS	5.360	96.8980	02/29/2024	15,000,000.00	14,534,700.00	14,540,225.00	(5,525.00)
313384XM6	FEDERAL HOME LOAN BANKS	5.197	95.9523	05/30/2024	6,900,000.00	6,595,868.70	6,609,625.00	(13,756.30)
313384XR5	FEDERAL HOME LOAN BANKS	5.115	95.5429	06/03/2024	10,000,000.00	9,554,290.00	9,580,006.94	(25,716.94)
313384XT1	FEDERAL HOME LOAN BANKS	5.084	95.5139	06/05/2024	10,000,000.00	9,551,390.00	9,579,845.83	(28,455.83)
313384YF0	FEDERAL HOME LOAN BANKS	5.281	95.3488	06/17/2024	15,000,000.00	14,302,320.00	14,319,212.50	(16,892.50)

--- --- 4.919 98.6737 10/30/2023 1,172,776,000.00 1,157,100,254.86 1,158,328,042.81 (1,227,787.95)

Agency CMO
FHLMC CMO

Cusip	Description	Yield	Market Price	Final Maturity	Par Value	Market Value	Book Value	Net Unrealized Gain/Loss
3137BWWD2	FHMS K-725 A2	4.878	98.7286	01/25/2024	11,627,481.33	11,479,647.79	11,533,298.74	(53,650.95)
3137BHCV1	FHMS K-044 A2	5.154	96.3570	01/25/2025	18,822,226.41	18,136,540.42	18,215,087.66	(78,547.24)

--- --- 5.047 97.2765 09/05/2024 30,449,707.74 29,616,188.21 29,748,386.40 (132,198.19)

Agency CMO
FNMA CMO

Cusip	Description	Yield	Market Price	Final Maturity	Par Value	Market Value	Book Value	Net Unrealized Gain/Loss
3136AW7J0	FNA 2017-M8 A2	3.448	94.3927	05/25/2027	12,296,093.55	11,606,611.38	12,174,112.73	(567,501.36)

3136AW7J0 FNA 2017-M8 A2 3.448 94.3927 05/25/2027 12,296,093.55 11,606,611.38 12,174,112.73 (567,501.36)

Agency MBS
FHLMC

Cusip	Description	Yield	Market Price	Final Maturity	Par Value	Market Value	Book Value	Net Unrealized Gain/Loss
3137BSKW2	FHMS K-035 A2	3.667	99.6188	08/25/2023	4,153,771.50	4,137,937.49	4,153,771.50	(15,834.01)
3137BTMZ9	FHMS K-036 A2	4.912	99.4423	10/25/2023	11,473,393.63	11,409,404.33	11,444,852.09	(35,447.76)
3137BY7Y9	FHMS K-037 A2	4.889	99.0265	01/25/2024	8,028,271.31	7,950,119.86	7,982,087.74	(31,967.88)
3137FMU67	FHMS K-735 A2	3.518	94.5784	05/25/2026	14,786,926.05	13,985,241.62	14,538,150.33	(552,908.72)
3137FNWX4	FHMS K-736 A2	3.655	92.9525	07/25/2026	10,000,000.00	9,295,251.60	9,640,340.47	(345,088.87)
3137BTUM1	FHMS K-061 A2	4.501	95.2990	11/25/2026	9,000,000.00	8,576,906.13	8,693,060.10	(116,153.97)
3137BYLD0	FHMS K-L01 A2E	4.561	95.2990	11/25/2026	8,500,000.00	8,100,411.35	8,191,797.20	(91,385.85)
3137BYLD0	FHMS K-066 A2	4.184	94.9876	02/25/2027	15,000,000.00	14,248,139.40	14,569,884.23	(321,744.83)
3137BXQY1	FHMS K-064 A2	3.154	94.5444	03/25/2027	1,000,000.00	955,443.66	1,001,320.76	(55,877.10)
3137F2LJ3	FHMS K-066 A2	3.111	93.9195	06/25/2027	11,095,000.00	10,420,363.53	11,086,740.11	(666,376.58)
3132XGRH1	FH WN2287	3.945	95.9500	11/01/2027	25,000,000.00	23,987,500.00	24,808,355.92	(820,855.92)
3132XGQ74	FH WN2277	4.062	95.8400	11/01/2027	10,000,000.00	9,584,000.00	9,897,843.68	(313,843.68)
3132XGRH1	FH WN2287	4.073	95.9500	11/01/2027	25,000,000.00	23,987,500.00	24,735,961.25	(748,461.25)
3132XFLR7	FH WN1235	4.690	96.2040	01/01/2028	20,000,000.00	19,240,800.00	19,774,490.43	(533,690.43)
3132XFLR7	FH WN1235	4.333	96.2040	01/01/2028	10,000,000.00	9,620,400.00	9,955,232.99	(334,832.99)

--- --- 4.137 95.8860 12/29/2026 183,037,362.48 175,489,418.96 180,473,888.79 (4,984,469.83)

Agency MBS
FNMA

Cusip	Description	Yield	Market Price	Final Maturity	Par Value	Market Value	Book Value	Net Unrealized Gain/Loss
3136AHAG5	FNA 2013-M14 A2	5.541	99.2905	10/25/2023	1,948,303.38	1,934,480.09	1,943,134.33	(8,654.24)
3136AQKM8	FNA 2014-M8 A2	5.910	97.7152	06/25/2024	7,084,967.00	6,923,091.87	6,984,373.91	(61,282.04)
3140AVCV9	FN BM6010	4.860	96.1766	09/01/2025	17,096,300.18	16,442,640.76	16,662,696.53	(220,055.78)
3138LCHR9	FEDERAL NATIONAL MORTGAGE ASSOCIATION	2.939	95.1650	12/01/2025	14,096,769.90	13,415,191.08	14,088,003.95	(672,812.87)
3138LCHR8	FN AN0254	3.738	95.1650	12/01/2025	7,372,610.74	7,016,145.01	7,278,021.77	(261,876.77)
3138LD5W9	FN AN1760	4.176	92.8570	06/01/2026	15,000,000.00	13,928,550.00	14,702,008.93	(773,458.93)
3138LENE7	FN AN2188	3.543	92.6290	07/01/2026	10,000,000.00	9,262,900.00	9,862,538.82	(599,638.82)
3138LHUZ5	FN AN5099	3.076	94.1230	04/01/2027	24,092,876.75	22,676,938.38	24,075,107.00	(1,398,168.62)
3138LHJL1	FN AN5246	3.365	93.5470	05/01/2027	7,100,000.00	6,641,837.00	7,074,467.66	(432,630.66)
3138LJST3	FN AN6257	4.582	93.9730	08/01/2027	15,328,953.10	14,405,077.10	14,670,101.26	(265,024.16)
3136AV6X6	FNA 2017-M15 A2	4.609	93.9364	09/25/2027	14,946,184.10	14,039,910.57	14,371,935.51	(332,024.94)
3136BML55	FNA 2022-M11 A2	4.554	93.0087	10/25/2027	27,329,196.90	25,418,535.68	26,212,113.57	(793,577.89)
3140LHVX5	FN BS6929	4.280	97.7700	11/01/2027	31,100,000.00	30,406,470.00	31,010,858.56	(604,388.56)
3140LHA45	FN BS7116	4.363	97.4890	11/01/2027	20,210,000.00	19,702,526.90	20,210,000.00	(507,473.10)
3140LHSB7	FN BS6813	4.363	98.3340	02/01/2028	19,478,000.00	19,153,496.52	19,461,348.82	(307,852.30)
3140LJ823	FN BS7736	4.416	97.0810	02/01/2028	20,000,000.00	19,416,200.00	19,754,255.84	(338,055.84)
3140LJ823	FN BS7736	4.071	97.0810	02/01/2028	15,000,000.00	14,562,150.00	15,000,000.00	(437,850.00)
3140LJ823	FN BS7736	4.078	97.0810	02/01/2028	10,000,000.00	9,708,100.00	10,000,000.00	(291,900.00)
3140LKJ88	FN BS8358	4.074	97.4670	04/01/2028	24,459,000.00	23,839,453.53	24,459,000.00	(619,546.47)
3140LKYQ0	FN BS8818	4.526	96.5150	06/01/2028	25,000,000.00	24,128,750.00	24,375,655.02	(246,905.02)
3140LKU84	FN BS8706	4.510	97.3820	06/01/2028	25,000,000.00	24,345,500.00	24,486,081.81	(140,581.81)

--- --- 4.223 95.9560 07/07/2027 351,643,162.05 337,367,944.47 346,681,703.29 (9,313,758.82)

C
CD

Cusip	Description	Yield	Market Price	Final Maturity	Par Value	Market Value	Book Value	Net Unrealized Gain/Loss
89115BF70	Toronto-Dominion Bank - New York Branch	5.400	100.0000	08/15/2023	50,000,000.00	50,000,000.00	50,000,000.00	0.00
78015JKE6	Royal Bank of Canada New York Branch	5.390	100.0000	08/21/2023	75,000,000.00	75,000,000.00	75,000,000.00	0.00
89115BWW6	Toronto-Dominion Bank - New York Branch	4.760	100.0000	08/31/2023	50,000,000.00	50,000,000.00	50,000,000.00	0.00
06367D2F1	Bank of Montreal - Chicago Branch	5.430	100.0000	09/01/2023	50,000,000.00	50,000,000.00	50,000,000.00	0.00
89115BCB4	Toronto-Dominion Bank - New York Branch	5.570	100.0000	09/05/2023	50,000,000.00	50,000,000.00	50,000,000.00	0.00
06417MR23	Bank of Nova Scotia - Houston Branch	4.771	100.0000	09/29/2023	50,000,000.00	50,000,000.00	50,000,000.00	0.00
06367D4D4	Bank of Montreal - Chicago Branch	5.350	100.0000	09/29/2023	25,000,000.00	25,000,000.00	25,000,000.00	0.00
06367DBE4	Bank of Montreal - Chicago Branch	5.530	100.0000	10/05/2023	50,000,000.00	50,000,000.00	50,000,000.00	0.00
89115BKK5	Toronto-Dominion Bank - New York Branch	5.410	100.0000	10/10/2023	50,000,000.00	50,000,000.00	50,000,000.00	0.00
78015JMA2	Royal Bank of Canada New York Branch	5.590	100.0000	10/11/2023	50,000,000.00	50,000,000.00	50,000,000.00	0.00
78015JQ26	Royal Bank of Canada New York Branch	5.280	100.0000	10/23/2023	25,000,000.00	25,000,000.00	25,000,000.00	0.00
06367D4H5	Bank of Montreal - Chicago Branch	5.356	100.0000	10/30/2023	50,000,000.00	50,000,000.00	50,000,000.00	0.00
89115BJK7	Toronto-Dominion Bank - New York Branch	5.470	100.0000	11/01/2023	50,000,000.00	50,000,000.00	50,000,000.00	0.00
06367DAP0	Bank of Montreal - Chicago Branch	5.600	100.0000	11/20/2023	50,000,000.00	50,000,000.00	50,000,000.00	0.00
78015JNS2	Royal Bank of Canada New York Branch	5.470	100.0000	11/22/2023	50,000,000.00	50,000,000.00	50,000,000.00	0.00
89115BMP2	Toronto-Dominion Bank - New York Branch	5.390	100.0000	11/24/2023	50,000,000.00	50,000,000.00	50,000,000.00	0.00
78015JQ19	Royal Bank of Canada New York Branch	5.410	100.0000	11/30/2023	50,000,000.00	50,000,000.00	50,000,000.00	0.00
78015JP68	Royal Bank of Canada New York Branch	4.945	100.0000	12/15/2023	50,000,000.00	50,000,000.00	50,000,000.00	0.00
78015JQA8	Royal Bank of Canada New York Branch	5.420	100.0000	01/03/2024	50,000,000.00	50,000,000.00	50,000,000.00	0.00
89115BNB2	Toronto-Dominion Bank - New York Branch	5.390	100.0000	01/10/2024	50,000,000.00	50,000,000.00	50,000,000.00	0.00
89115BRT9	Toronto-Dominion Bank - New York Branch	5.220	100.0000	01/24/2024	40,000,000.00	40,000,000.00	40,000,000.00	0.00
78015JVE4	Royal Bank of Canada New York Branch	5.260	100.0000	01/31/2024	50,000,000.00	50,000,000.00	50,000,000.00	0.00
89115BMG2	Toronto-Dominion Bank - New York Branch	5.740	100.0000	02/20/2024	50,000,000.00	50,000,000.00	50,000,000.00	0.00
89115BNC0	Toronto-Dominion Bank - New York Branch	5.750	100.0000	02/27/2024	50,000,000.00	50,000,000.00	50,000,000.00	0.00
06417M3B9	Bank of Nova Scotia - Houston Branch	5.790	100.0000	03/15/2024	50,000,000.00	50,000,000.00	50,000,000.00	0.00
78015JWS2	Royal Bank of Canada New York Branch	5.770	100.0000	03/15/2024	50,000,000.00	50,000,000.00	50,000,000.00	0.00
06417M3D5	Bank of Nova Scotia - Houston Branch	5.780	100.0000	03/18/2024	100,000,000.00	100,000,000.00	100,000,000.00	0.00
06367DAR6	Bank of Montreal - Chicago Branch	5.840	100.0000	03/22/2024	70,000,000.00	70,000,000.00	70,000,000.00	0.00
89115BPL8	Toronto-Dominion Bank - New York Branch	5.920	100.0000	03/25/2024	50,000,000.00	50,000,000.00	50,000,000.00	0.00
78015JYN1	Royal Bank of Canada New York Branch	5.900	100.0000	03/26/2024	50,000,000.00	50,000,000.00	50,000,000.00	0.00

			5.484	100.0000	12/10/2023	1,535,000,000.00	1,535,000,000.00	1,535,000,000.00	0.00	
CP										
CP										
Cusip	Description	Yield	Market Price	Final Maturity	Par Value	Market Value	Book Value	Net Unrealized Gain/Loss		
7426M3V14	Private Export Funding Corporation	4.956	100.0000	08/01/2023	25,000,000.00	25,000,000.00	25,000,000.00	0.00		
02314QV30	Amazon.com, Inc.	4.971	99.9729	08/03/2023	50,000,000.00	49,986,472.22	49,986,472.22	0.00		
63763QV46	National Securities Clearing Corporation	5.273	99.9568	08/04/2023	35,000,000.00	34,984,891.67	34,984,891.67	0.00		
47816GV97	Johnson & Johnson	4.942	99.8924	08/09/2023	50,000,000.00	49,946,222.22	49,946,222.22	0.00		
24422MVA6	John Deere Capital Corporation	5.287	99.8703	08/10/2023	16,950,000.00	16,928,007.38	16,928,007.38	0.00		
03948HVE8	Archer-Daniels-Midland Company	5.328	99.8104	08/14/2023	55,000,000.00	54,895,729.17	54,895,729.17	0.00		
7426M3VF3	Private Export Funding Corporation	4.850	99.8161	08/15/2023	21,000,000.00	20,961,371.67	20,961,371.67	0.00		
7426M3VF3	Private Export Funding Corporation	4.850	99.8161	08/15/2023	4,000,000.00	3,992,642.22	3,992,642.22	0.00		(0.00)
23102VVF4	Cummins Inc.	5.335	99.7958	08/15/2023	25,000,000.00	24,948,958.33	24,948,958.33	0.00		
24422MVG3	John Deere Capital Corporation	5.300	99.7833	08/16/2023	15,040,000.00	15,007,413.33	15,007,413.33	0.00		
03948HVH1	Archer-Daniels-Midland Company	5.409	99.7631	08/17/2023	50,000,000.00	49,881,555.56	49,881,555.56	0.00		
03948HVJ7	Archer-Daniels-Midland Company	5.409	99.7483	08/18/2023	50,000,000.00	49,874,152.78	49,874,152.78	0.00		
7426M5VP6	Private Export Funding Corporation	5.009	99.7006	08/23/2023	50,000,000.00	49,850,277.78	49,850,277.78	0.00		
47816GVX4	Johnson & Johnson	5.182	99.5792	08/31/2023	50,000,000.00	49,789,583.33	49,789,583.33	0.00		
7426M3VX4	Private Export Funding Corporation	5.012	99.5917	08/31/2023	50,000,000.00	49,795,833.33	49,795,833.33	0.00		
89233HW59	Toyota Motor Credit Corporation	5.366	99.4886	09/05/2023	50,000,000.00	49,744,305.56	49,744,305.56	0.00		
47816GW62	Johnson & Johnson	4.867	99.5240	09/06/2023	20,000,000.00	19,904,800.00	19,904,800.00	0.00		
24422MWD9	John Deere Capital Corporation	5.352	99.3729	09/13/2023	25,000,000.00	24,843,229.16	24,843,229.16	0.00		
74271UWJ5	The Procter & Gamble Company	5.075	99.3400	09/18/2023	10,000,000.00	9,934,000.00	9,934,000.00	0.00		
89233HWK6	Toyota Motor Credit Corporation	5.353	99.2854	09/19/2023	40,000,000.00	39,714,166.67	39,714,166.67	0.00		
7426M5WN0	Private Export Funding Corporation	4.830	99.3182	09/22/2023	50,000,000.00	49,659,111.11	49,659,111.11	0.00		
89233HWR1	Toyota Motor Credit Corporation	5.376	99.1949	09/25/2023	40,000,000.00	39,677,944.44	39,677,944.44	0.00		
46640QW74	J.P. Morgan Securities LLC	5.139	99.2115	09/27/2023	100,000,000.00	99,211,500.00	99,211,500.00	0.00		
7426M3WV7	Private Export Funding Corporation	5.079	99.1888	09/29/2023	100,000,000.00	99,188,750.00	99,188,750.00	0.00		
63763QWV5	National Securities Clearing Corporation	5.384	99.1347	09/29/2023	25,000,000.00	24,783,666.66	24,783,666.66	0.00		
63763QX36	National Securities Clearing Corporation	5.377	99.0777	10/03/2023	50,000,000.00	49,538,875.00	49,538,875.00	0.00		(0.00)
63763QX36	National Securities Clearing Corporation	5.376	99.0777	10/03/2023	25,000,000.00	24,769,437.50	24,769,437.50	0.00		
63763QXC6	National Securities Clearing Corporation	5.458	98.9300	10/12/2023	25,000,000.00	24,732,500.00	24,732,500.00	0.00		
63763QXJ1	National Securities Clearing Corporation	5.461	98.8408	10/18/2023	25,000,000.00	24,710,208.34	24,710,208.34	0.00		
02314QXP9	Amazon.com, Inc.	4.995	98.8818	10/23/2023	25,000,000.00	24,720,451.39	24,720,451.39	0.00		
7426M5XX7	Private Export Funding Corporation	5.454	98.6552	10/31/2023	25,000,000.00	24,663,805.55	24,663,805.55	0.00		
74271UY61	The Procter & Gamble Company	5.179	98.6393	11/06/2023	25,000,000.00	24,659,826.39	24,659,826.39	0.00		
02314QYA1	Amazon.com, Inc.	5.033	98.6309	11/10/2023	25,000,000.00	24,657,722.22	24,657,722.22	0.00		
7426M3YF0	Private Export Funding Corporation	5.458	98.4336	11/15/2023	25,000,000.00	24,608,388.89	24,608,388.89	0.00		
7426M3YV5	Private Export Funding Corporation	5.381	98.2500	11/29/2023	50,000,000.00	49,125,000.00	49,125,000.00	0.00		
7426M4AA5	Private Export Funding Corporation	5.353	97.6600	01/10/2024	50,000,000.00	48,830,000.00	48,830,000.00	0.00		
7426M2AQ4	Private Export Funding Corporation	5.357	97.4578	01/24/2024	25,000,000.00	24,364,444.45	24,364,444.45	0.00		
46651VDF0	J.P. Morgan Securities LLC	5.810	100.0000	01/26/2024	50,000,000.00	50,000,000.00	50,000,000.00	0.00		
7426M4AW7	Private Export Funding Corporation	5.454	97.3206	01/30/2024	25,000,000.00	24,330,138.89	24,330,138.89	0.00		
7426M2AX9	Private Export Funding Corporation	5.459	97.3058	01/31/2024	50,000,000.00	48,652,916.67	48,652,916.67	0.00		
78015CBV3	Royal Bank of Canada New York Branch	5.717	96.7434	02/29/2024	25,000,000.00	24,185,861.11	24,185,861.11	0.00		
46640PC19	J.P. Morgan Securities LLC	5.578	96.8109	03/01/2024	50,000,000.00	48,405,458.33	48,405,458.33	0.00		
46640PCR2	J.P. Morgan Securities LLC	5.782	96.3265	03/25/2024	50,000,000.00	48,163,250.00	48,163,250.00	0.00		
			5.274	99.0669	10/14/2023	1,631,990,000.00	1,615,622,869.31	1,615,622,869.32	(0.00)	
Corporate										
CORP										
Cusip	Description	Yield	Market Price	Final Maturity	Par Value	Market Value	Book Value	Net Unrealized Gain/Loss		
742651DT6	PRIVATE EXPORT FUNDING CORP	4.967	99.1537	01/15/2024	25,000,000.00	24,788,425.00	24,843,015.17	(54,590.17)		
742651DT6	PRIVATE EXPORT FUNDING CORP	4.967	99.1537	01/15/2024	25,000,000.00	24,788,425.00	24,843,015.17	(54,590.17)		
MM Fund										
MMFUND										
Cusip	Description	Yield	Market Price	Final Maturity	Par Value	Market Value	Book Value	Net Unrealized Gain/Loss		
949921126	ALLSPRING:GOVT MM SEL	5.250	1.0000	07/31/2023	1,000,000.00	1,000,000.00	1,000,000.00	0.00		
31607A703	FIDELITY IMM:GOVT INSTL	5.260	1.0000	07/31/2023	5,000,000.00	5,000,000.00	5,000,000.00	0.00		
61747C707	MORG STAN 1LQ:GV I	5.250	1.0000	07/31/2023	1,000,000.00	1,000,000.00	1,000,000.00	0.00		
4812CA538	JPMORGAN:US GVT MM EMPWR	5.220	1.0000	07/31/2023	1,000,000.00	1,000,000.00	1,000,000.00	0.00		
PPG34MT93	US BANK DEPOSIT ACCOUNT	5.300	1.0000	07/31/2023	200,000,000.00	200,000,000.00	200,000,000.00	0.00		
			5.298	1.0000	07/31/2023	208,000,000.00	208,000,000.00	208,000,000.00	0.00	
Muni										
MUNI										
Cusip	Description	Yield	Market Price	Final Maturity	Par Value	Market Value	Book Value	Net Unrealized Gain/Loss		
419792P76	HAWAII ST	0.422	100.0000	08/01/2023	15,000,000.00	15,000,000.00	15,000,000.00	0.00		
987388GT6	YOSEMITE CALIF CMNTY COLLEGE DIST	1.140	100.0000	08/01/2023	750,000.00	750,000.00	750,000.00	0.00		
757710UR7	REDONDO BEACH CALIF UNI SCH DIST	1.222	100.0000	08/01/2023	260,000.00	260,000.00	260,000.00	0.00		
826239FX8	SIERRA CALIF JT CMNTY COLLEGE DIST	0.229	100.0000	08/01/2023	260,000.00	260,000.00	260,000.00	0.00		
797508HV3	SAN DIEGUITO CALIF UN HIGH SCH DIST	0.275	100.0000	08/01/2023	1,000,000.00	1,000,000.00	1,000,000.00	0.00		
797508JT6	SAN DIEGUITO CALIF UN HIGH SCH DIST	0.275	100.0000	08/01/2023	425,000.00	425,000.00	425,000.00	0.00		
93974EXZ4	WASHINGTON ST	3.250	100.0000	08/01/2023	18,840,000.00	18,840,000.00	18,840,000.00	0.00		
799017XT0	SAN MATEO CALIF UN HIGH SCH DIST	0.256	99.6000	09/01/2023	500,000.00	498,000.00	500,000.00	(2,000.00)		
419792D29	HAWAII ST	0.422	99.2160	10/01/2023	3,260,000.00	3,234,441.60	3,260,000.00	(25,558.40)		
419792A63	HAWAII ST	0.422	99.2160	10/01/2023	10,000,000.00	9,921,600.00	10,000,000.00	(78,400.00)		
882724XJ1	TEXAS ST	0.508	99.2350	10/01/2023	4,745,000.00	4,708,700.75	4,745,000.00	(36,299.25)		
93974EFT3	WASHINGTON ST	0.470	95.2870	08/01/2024	14,995,000.00	14,288,285.65	14,995,000.00	(706,714.35)		
802498YV5	SANTA MONICA-MALIBU UNI SCH DIST CALIF	0.396	95.0250	08/01/2024	1,000,000.00	950,250.00	1,000,000.00	(49,750.00)		
419792F84	HAWAII ST	0.713	95.4180	08/01/2024	9,000,000.00	8,587,620.00	9,000,000.00	(412,380.00)		
074437HA5	BEAUMONT CALIF UNI SCH DIST	0.690	94.8660	08/01/2024	275,000.00	260,881.50	275,000.00	(14,118.50)		
987388GU3	YOSEMITE CALIF CMNTY COLLEGE DIST	1.440	96.0780	08/01/2024	700,000.00	672,546.00	700,000.00	(27,454.00)		
757710US5	REDONDO BEACH CALIF UNI SCH DIST	1.571	96.0030	08/01/2024	500,000.00	480,015.00	500,000.00	(19,985.00)		
826239GH2	SIERRA CALIF JT CMNTY COLLEGE DIST	0.354	95.1000	08/01/2024	720,000.00	684,720.00	720,000.00	(35,280.00)		
826239FY6	SIERRA CALIF JT CMNTY COLLEGE DIST	0.344	94.9300	08/01/2024	500,000.00	474,650.00	500,000.00	(25,350.00)		
93974EYA8	WASHINGTON ST	3.350	98.0470	08/01/2024	13,475,000.00	13,211,833.25	13,475,000.00	(263,166.75)		
419792A71	HAWAII ST	0.713	94.7990	10/01/2024	10,000,000.00	9,479,900.00	10,000,000.00	(520,100.00)		
419792D37	HAWAII ST	0.713	94.7990	10/01/2024	2,500,000.00	2,369,975.00	2,500,000.00	(130,025.00)		
882724XK8	TEXAS ST	0.794	94.9310	10/01/2024	5,810,000.00	5,515,491.10	5,810,000.00	(294,508.90)		
802498YZ2	SANTA MONICA-MALIBU UNI SCH DIST CALIF	0.669	91.6630	08/01/2025	1,000,000.00	916,630.00	1,000,000.00	(83,370.00)		
56781RKT3	MARIN CALIF CMNTY COLLEGE DIST	0.763	92.2820	08/01/2025	1,065,000.00	982,803.30	1,065,000.00	(82,196.70)		
419792F92	HAWAII ST	1.033	92.5210	08/01/2025	6,250,000.00	5,782,562.50	6,250			

**Mutual Fund
Open-End Fund**

Cusip	Description	Yield	Market Price	Final Maturity	Par Value	Market Value	Book Value	Net Unrealized Gain/Loss
CLTRSF	CALTRUST	4.730	1.0086	---	93,213,169.12	94,017,200.84	94,017,200.84	(0.00)
CLTRSF	CALTRUST	4.730	1.0086	---	93,213,169.12	94,017,200.84	94,017,200.84	(0.00)

**Non-US Gov
SUPRANATIONAL**

Cusip	Description	Yield	Market Price	Final Maturity	Par Value	Market Value	Book Value	Net Unrealized Gain/Loss
459516LT5	INTERNATIONAL FINANCE CORP	5.117	99.3010	09/15/2023	50,000,000.00	49,650,500.00	49,685,625.00	(35,125.00)
45950VQZ2	INTERNATIONAL FINANCE CORP	0.829	97.8000	01/19/2024	25,000,000.00	24,452,000.00	24,995,508.32	(543,508.32)
45906M3C3	INTERNATIONAL BANK FOR RECONSTRUCTION AND DEVELOPM	2.540	97.8345	03/28/2024	3,895,000.00	3,810,653.78	3,887,790.88	(77,137.11)
45950VQ03	INTERNATIONAL FINANCE CORP	0.273	94.3830	08/22/2024	25,000,000.00	23,595,750.00	24,994,009.47	(1,398,259.47)
45950VQ04	INTERNATIONAL FINANCE CORP	0.484	94.1950	09/23/2024	25,000,000.00	23,548,750.00	24,987,479.70	(1,438,729.70)
45950VQL3	INTERNATIONAL FINANCE CORPORATION	0.719	93.9970	10/29/2024	25,000,000.00	23,499,250.00	24,988,033.42	(1,488,783.42)
45950VRA6	INTERNATIONAL FINANCE CORP	1.099	93.5557	01/21/2025	25,000,000.00	23,388,925.00	24,978,730.16	(1,589,805.16)
45950VRX6	INTERNATIONAL FINANCE CORP	4.077	98.6510	02/01/2027	25,000,000.00	24,662,750.00	24,938,521.08	(275,771.08)
---	---	2.216	96.4218	09/19/2024	203,895,000.00	196,608,578.78	203,455,698.02	(6,847,119.24)

**Repo
REPO**

Cusip	Description	Yield	Market Price	Final Maturity	Par Value	Market Value	Book Value	Net Unrealized Gain/Loss
RP08012023532	JEFF Repo	5.320	100.0000	08/01/2023	200,000,000.00	200,000,000.00	200,000,000.00	0.00
RP08012023532	JEFF Repo	5.320	100.0000	08/01/2023	200,000,000.00	200,000,000.00	200,000,000.00	0.00

**US Gov
T-BILL**

Cusip	Description	Yield	Market Price	Final Maturity	Par Value	Market Value	Book Value	Net Unrealized Gain/Loss
912797GA9	UNITED STATES TREASURY	5.340	99.9854	08/01/2023	20,000,000.00	19,997,083.40	20,000,000.00	(2,916.60)
912796Y37	UNITED STATES TREASURY	5.218	99.9706	08/03/2023	10,000,000.00	9,997,061.10	9,997,177.78	(116.68)
912797GF8	UNITED STATES TREASURY	4.917	99.8980	08/08/2023	25,000,000.00	24,974,503.50	24,976,861.12	(2,357.62)
912797GF8	UNITED STATES TREASURY	4.906	99.8980	08/08/2023	25,000,000.00	24,974,503.50	24,976,909.72	(2,406.22)
912797GF8	UNITED STATES TREASURY	4.908	99.8980	08/08/2023	50,000,000.00	49,949,007.00	49,953,800.00	(4,793.00)
912797GF8	UNITED STATES TREASURY	5.113	99.8980	08/08/2023	5,000,000.00	4,994,900.70	4,995,186.92	(286.22)
912797GF8	UNITED STATES TREASURY	5.168	99.8980	08/08/2023	10,000,000.00	9,989,801.40	9,990,247.25	(445.85)
912796XY0	UNITED STATES TREASURY	5.222	99.8675	08/10/2023	25,000,000.00	24,966,875.00	24,968,000.00	(1,125.00)
912797GH4	UNITED STATES TREASURY	5.267	99.6929	08/22/2023	25,000,000.00	24,923,218.75	24,925,019.79	(1,801.04)
912796Z44	UNITED STATES TREASURY	5.263	99.6627	08/24/2023	25,000,000.00	24,915,666.75	24,917,743.06	(2,076.31)
912796Z44	UNITED STATES TREASURY	5.270	99.6627	08/24/2023	50,000,000.00	49,831,333.50	49,835,278.47	(3,944.97)
912796Z44	UNITED STATES TREASURY	5.245	99.6627	08/24/2023	50,000,000.00	49,831,333.50	49,836,033.96	(4,700.46)
912796Z51	UNITED STATES TREASURY	5.411	99.5608	08/31/2023	50,000,000.00	49,780,416.50	49,781,166.67	(750.17)
912796CR8	UNITED STATES TREASURY	5.309	99.2534	09/21/2023	50,000,000.00	49,626,708.50	49,634,500.00	(7,791.50)
912796CS6	UNITED STATES TREASURY	4.918	99.1437	09/28/2023	15,000,000.00	14,871,554.10	14,885,824.58	(14,270.48)
912796CS6	UNITED STATES TREASURY	4.919	99.1437	09/28/2023	15,000,000.00	14,871,554.10	14,885,812.50	(14,258.40)
912796CS6	UNITED STATES TREASURY	4.884	99.1437	09/28/2023	25,000,000.00	24,785,923.50	24,810,948.20	(25,024.70)
912796CS6	UNITED STATES TREASURY	4.917	99.1437	09/28/2023	25,000,000.00	24,785,923.50	24,809,586.81	(23,663.31)
912796CS6	UNITED STATES TREASURY	4.917	99.1437	09/28/2023	25,000,000.00	24,785,923.50	24,809,586.81	(23,663.31)
912797HA8	UNITED STATES TREASURY	5.282	98.9753	10/10/2023	10,000,000.00	9,897,527.80	9,900,551.39	(3,023.59)
912797HA8	UNITED STATES TREASURY	5.282	98.9753	10/10/2023	10,000,000.00	9,897,527.80	9,900,551.39	(3,023.59)
912797FA0	UNITED STATES TREASURY	4.929	98.9430	10/12/2023	50,000,000.00	49,471,500.00	49,526,750.00	(55,250.00)
912797FA0	UNITED STATES TREASURY	5.222	98.9430	10/12/2023	15,000,000.00	14,841,450.00	14,849,134.50	(7,684.50)
912797FA0	UNITED STATES TREASURY	5.355	98.9430	10/12/2023	10,000,000.00	9,894,300.00	9,896,570.00	(2,270.00)
912797HB6	UNITED STATES TREASURY	5.320	98.8707	10/17/2023	10,000,000.00	9,887,066.70	9,889,954.14	(2,887.44)
912797HB6	UNITED STATES TREASURY	5.320	98.8707	10/17/2023	10,000,000.00	9,887,066.70	9,889,954.14	(2,887.44)
912797HB6	UNITED STATES TREASURY	5.320	98.8707	10/17/2023	10,000,000.00	9,887,066.70	9,889,954.14	(2,887.44)
912797FC6	UNITED STATES TREASURY	5.170	98.7411	10/26/2023	15,000,000.00	14,811,158.40	14,821,908.33	(10,749.93)
912797FJ1	UNITED STATES TREASURY	5.412	98.5306	11/09/2023	10,000,000.00	9,855,055.60	9,855,436.11	(2,380.51)
912797FJ1	UNITED STATES TREASURY	5.418	98.5306	11/09/2023	10,000,000.00	9,855,055.60	9,855,277.78	(2,222.18)
912797FW2	UNITED STATES TREASURY	5.502	97.7185	01/04/2024	25,000,000.00	24,429,625.00	24,429,332.50	292.50
---	UNITED STATES TREASURY	5.164	99.3568	09/14/2023	720,000,000.00	715,350,758.80	715,585,012.24	(234,253.44)

**US Gov
US GOV**

Cusip	Description	Yield	Market Price	Final Maturity	Par Value	Market Value	Book Value	Net Unrealized Gain/Loss
91282CDA6	UNITED STATES TREASURY	2.157	99.1563	09/30/2023	50,000,000.00	49,578,125.00	49,846,738.39	(268,613.39)
91282CDA6	UNITED STATES TREASURY	2.185	99.1563	09/30/2023	25,000,000.00	24,789,062.50	24,922,267.05	(133,204.55)
91282CAP6	UNITED STATES TREASURY	2.274	98.9375	10/15/2023	10,000,000.00	9,893,750.00	9,956,862.51	(63,112.51)
912828T91	UNITED STATES TREASURY	0.319	99.0938	10/31/2023	20,000,000.00	19,818,750.00	20,064,862.43	(246,112.43)
912828SK2	UNITED STATES TREASURY	2.300	99.3750	10/31/2023	10,000,000.00	9,937,500.00	10,013,964.84	(76,464.84)
912828T91	UNITED STATES TREASURY	2.617	99.0938	10/31/2023	10,000,000.00	9,909,375.00	9,975,953.58	(66,578.58)
91282CDM0	UNITED STATES TREASURY	2.495	98.4063	11/30/2023	15,000,000.00	14,760,937.50	14,903,418.96	(142,481.46)
912828SZ9	UNITED STATES TREASURY	5.025	98.5625	01/31/2024	25,000,000.00	24,640,625.00	24,694,659.60	(54,034.60)
91282CBM2	UNITED STATES TREASURY	0.219	97.1875	02/15/2024	25,000,000.00	24,296,875.00	24,987,345.45	(690,470.45)
91282CBR1	UNITED STATES TREASURY	0.287	96.8906	03/15/2024	50,000,000.00	48,445,312.50	49,988,557.42	(1,543,244.92)
912828W71	UNITED STATES TREASURY	2.395	97.8750	03/31/2024	30,000,000.00	29,362,500.00	29,947,799.46	(585,299.46)
91282CEG2	UNITED STATES TREASURY	2.358	97.9531	03/31/2024	10,000,000.00	9,795,312.50	9,993,026.45	(197,713.95)
9128286R6	UNITED STATES TREASURY	4.390	97.6875	04/30/2024	25,000,000.00	24,421,875.00	24,613,769.53	(191,894.53)
91282CCC3	UNITED STATES TREASURY	4.274	96.0156	05/15/2024	15,000,000.00	14,402,343.75	14,540,416.67	(138,072.92)
912828WJ5	UNITED STATES TREASURY	5.256	97.7500	05/15/2024	50,000,000.00	48,875,000.00	48,955,128.21	(80,128.21)
912828XT2	UNITED STATES TREASURY	2.567	97.2344	05/31/2024	10,000,000.00	9,723,437.50	9,954,315.09	(230,877.59)
91282CER8	UNITED STATES TREASURY	2.502	97.6250	05/31/2024	20,000,000.00	19,525,000.00	19,999,675.10	(474,675.10)
91282CER8	UNITED STATES TREASURY	2.563	97.6250	05/31/2024	20,000,000.00	19,525,000.00	19,989,914.38	(464,914.38)
91282CCG4	UNITED STATES TREASURY	5.185	95.6563	06/15/2024	10,000,000.00	9,565,625.00	9,586,190.26	(20,565.26)
912828XX3	UNITED STATES TREASURY	2.558	96.9844	06/30/2024	25,000,000.00	24,246,093.75	24,876,398.03	(630,304.28)
912828XX3	UNITED STATES TREASURY	3.217	96.9844	06/30/2024	10,000,000.00	9,698,437.50	9,893,109.94	(194,672.44)
91282CCX7	UNITED STATES TREASURY	0.439	94.6250	09/15/2024	25,000,000.00	23,656,250.00	24,982,055.67	(1,325,805.67)
91282CCX7	UNITED STATES TREASURY	0.438	94.6250	09/15/2024	25,000,000.00	23,656,250.00	24,982,405.82	(1,326,155.82)
91282CFN6	UNITED STATES TREASURY	4.215	98.7656	09/30/2024	25,000,000.00	24,691,406.25	25,009,674.78	(318,268.53)
91282CDB4	UNITED STATES TREASURY	0.754	94.5313	10/15/2024	25,000,000.00	23,632,812.50	24,961,674.85	(1,328,862.35)
912828YV6	UNITED STATES TREASURY	1.747	95.1875	11/30/2024	25,000,000.00	23,796,875.00	24,920,276.14	(1,123,401.14)
912828ZC7	UNITED STATES TREASURY	0.540	93.9531	02/28/2025	10,000,000.00	9,395,312.50	10,091,459.62	(696,147.12)
912828ZF0	UNITED STATES TREASURY	0.647	92.7656	03/31/2025	25,000,000.00	23,191,406.25	24,939,808.87	(1,748,402.62)
912828ZF0	UNITED STATES TREASURY	0.619	92.7656	03/31/2025	25,000,000.00	23,191,406.25	24,950,961.43	(1,759,555.18)
91282CEH0	UNITED STATES TREASURY	2.647	96.0313	04/15/2025	10,000,000.00	9,603,125.00	9,996,437.56	(393,312.56)
912828ZL7	UNITED STATES TREASURY	0.445	92.2813	04/30/2025	15,000,000.00	13,842,187.50	14,981,859.07	(1,139,671.57)
9128284R8	UNITED STATES TREASURY	2.799	96.3125	05/31/2025	15,000,000.00	14,446,875.00	15,019,808.12	(572,933.12)
91282CAB7	UNITED STATES TREASURY	0.675	91.2344	07/31/2025	25,000,000.00	22,808,593.75	24,790,756.85	(1,982,163.10)
91282CAM3	UNITED STATES TREASURY	0.815	90.7813	09/30/2025	25,000,000.00			

91282P46	UNITED STATES TREASURY	0.799	92.7656	02/15/2026	10,000,000.00	9,276,562.50	10,205,658.46	(929,095.96)
91282P46	UNITED STATES TREASURY	0.670	92.7656	02/15/2026	10,000,000.00	9,276,562.50	10,238,669.34	(962,106.84)
91282CBQ3	UNITED STATES TREASURY	0.591	90.0313	02/28/2026	20,000,000.00	18,006,250.00	19,953,780.59	(1,947,530.59)
91282CBT7	UNITED STATES TREASURY	0.715	90.5313	03/31/2026	25,000,000.00	22,632,812.50	25,022,937.73	(2,390,125.23)
91282CJ8	UNITED STATES TREASURY	0.882	90.2188	06/30/2026	20,000,000.00	18,043,750.00	19,996,016.15	(1,952,266.15)
91282CJ8	UNITED STATES TREASURY	0.906	90.2188	06/30/2026	35,000,000.00	31,576,562.50	34,968,913.52	(3,392,351.02)
91282CW9	UNITED STATES TREASURY	0.832	89.3594	08/31/2026	25,000,000.00	22,339,843.75	24,938,591.84	(2,598,748.09)
91282CW9	UNITED STATES TREASURY	0.902	89.3594	08/31/2026	25,000,000.00	22,339,843.75	24,885,889.59	(2,546,045.84)
91282CCZ2	UNITED STATES TREASURY	0.982	89.5938	09/30/2026	20,000,000.00	17,918,750.00	19,934,054.57	(2,015,304.57)
91282CCZ2	UNITED STATES TREASURY	2.540	89.5938	09/30/2026	15,000,000.00	13,439,062.50	14,257,598.31	(818,535.81)
91282CDG3	UNITED STATES TREASURY	2.884	90.0625	10/31/2026	10,000,000.00	9,006,250.00	9,467,968.05	(461,718.05)
912810EY0	UNITED STATES TREASURY	4.205	105.9375	11/15/2026	25,000,000.00	26,484,375.00	26,716,802.10	(232,427.10)
91282CDK4	UNITED STATES TREASURY	4.099	90.2500	11/30/2026	25,000,000.00	22,562,500.00	22,832,587.67	(270,087.67)
912810E27	UNITED STATES TREASURY	3.048	106.9375	02/15/2027	15,000,000.00	16,040,625.00	16,761,491.28	(720,866.28)
91282CEF4	UNITED STATES TREASURY	2.502	93.7500	03/31/2027	25,000,000.00	23,437,500.00	24,998,568.85	(1,561,068.85)
91282CEF4	UNITED STATES TREASURY	2.503	93.7500	03/31/2027	25,000,000.00	23,437,500.00	24,997,137.70	(1,559,637.70)
91282ZS2	UNITED STATES TREASURY	2.845	86.5938	05/31/2027	20,000,000.00	17,318,750.00	18,336,604.51	(1,017,854.51)
91282CEW7	UNITED STATES TREASURY	3.109	96.1719	06/30/2027	15,000,000.00	14,425,781.25	15,076,032.75	(650,251.50)
91282CEW7	UNITED STATES TREASURY	3.213	96.1719	06/30/2027	15,000,000.00	14,425,781.25	15,019,868.25	(594,087.00)
912810FA1	UNITED STATES TREASURY	3.247	107.2813	08/15/2027	15,000,000.00	16,092,187.50	16,737,100.97	(644,913.47)
912810FA1	UNITED STATES TREASURY	3.483	107.2813	08/15/2027	15,000,000.00	16,092,187.50	16,596,582.46	(504,394.96)
91282CFH9	UNITED STATES TREASURY	3.269	95.6094	08/31/2027	5,000,000.00	4,780,468.75	4,973,047.84	(192,579.09)
912810FB9	UNITED STATES TREASURY	4.003	107.0156	11/15/2027	15,000,000.00	16,052,343.75	16,226,909.34	(174,565.59)
91282CFZ9	UNITED STATES TREASURY	3.840	98.4688	11/30/2027	15,000,000.00	14,770,312.50	15,020,050.56	(249,738.06)
91282CFZ9	UNITED STATES TREASURY	4.048	98.4688	11/30/2027	25,000,000.00	24,617,187.50	24,829,716.12	(212,528.62)
91282CHK0	UNITED STATES TREASURY	4.125	99.2031	06/30/2028	25,000,000.00	24,800,781.25	24,862,797.51	(62,016.26)
---	UNITED STATES TREASURY	2.160	95.5354	07/27/2025	1,320,000,000.00	1,259,781,250.00	1,317,478,919.16	(57,697,669.16)

summary

Cusip	Description	Yield	Market Price	Final Maturity	Par Value	Market Value	Book Value	Net Unrealized Gain/Loss
---	---	3.860	95.1060	12/05/2024	13,236,936,744.95	12,887,896,677.29	13,177,600,774.60	(289,704,097.31)



COUNTY OF RIVERSIDE
TREASURER-TAX COLLECTOR
CAPITAL MARKETS

COUNTY ADMINISTRATIVE CENTER
4080 LEMON STREET,
4TH FLOOR,
RIVERSIDE, CA 92502-2205